

SECSports.com



**2016  
MEDIA  
GUIDE**



**SOUTHEASTERN CONFERENCE**

SEC Highlights . . . . .	2-3
The SEC: Standard of Excellence . . . . .	4-5
SEC All-Time National Champions . . . . .	6
SECU Academic Initiative . . . . .	7
SEC Milestones . . . . .	8-9
Commissioner Greg Sankey . . . . .	10
SEC Staff . . . . .	11
SEC Media Services . . . . .	12
SEC Communications Contacts . . . . .	13
SEC Official Sponsors/Licensing Program . . . . .	14
SEC Network . . . . .	15
2016 SEC Softball TV Schedule . . . . .	16-17
SEC Preseason . . . . .	18
2016 SEC Softball Tournament Bracket . . . . .	19
SEC Softball Tournament Results . . . . .	20-21
SEC Softball Tournament Records . . . . .	22-26

**ALABAMA 27-30**

Schedule . . . . .	27
Quick Facts . . . . .	28
Roster . . . . .	29
2015 Stats . . . . .	30

**ARKANSAS 31-34**

Schedule . . . . .	31
Quick Facts . . . . .	32
Roster . . . . .	33
2015 Stats . . . . .	34

**AUBURN 35-38**

Schedule . . . . .	35
Quick Facts . . . . .	36
Roster . . . . .	37
2015 Stats . . . . .	38

**FLORIDA 39-42**

Schedule . . . . .	39
Quick Facts . . . . .	40
Roster . . . . .	41
2015 Stats . . . . .	42

**GEORGIA 43-46**

Schedule . . . . .	43
Quick Facts . . . . .	44
Roster . . . . .	45
2015 Stats . . . . .	46

**KENTUCKY 47-50**

Schedule . . . . .	47
Quick Facts . . . . .	48
Roster . . . . .	49
2015 Stats . . . . .	50

**LSU 51-54**

Schedule . . . . .	51
Quick Facts . . . . .	52
Roster . . . . .	53
2015 Stats . . . . .	54

**OLE MISS 55-58**

Schedule . . . . .	55
Quick Facts . . . . .	56
Roster . . . . .	57
2015 Stats . . . . .	58

**MISSISSIPPI STATE 59-62**

Schedule . . . . .	59
Quick Facts . . . . .	60
Roster . . . . .	61
2015 Stats . . . . .	62

**MISSOURI 63-66**

Schedule . . . . .	63
Quick Facts . . . . .	64
Roster . . . . .	65
2015 Stats . . . . .	66

**SOUTH CAROLINA 67-70**

Schedule . . . . .	67
Quick Facts . . . . .	68
Roster . . . . .	69
2015 Stats . . . . .	70

**TENNESSEE 71-74**

Schedule . . . . .	71
Quick Facts . . . . .	72
Roster . . . . .	73
2015 Stats . . . . .	74

**TEXAS A&M 75-78**

Schedule . . . . .	75
Quick Facts . . . . .	76
Roster . . . . .	77
2015 Stats . . . . .	78

2015 In Review . . . . .	80-100
Records . . . . .	103-118
Honors . . . . .	119-132



# SEC HIGHLIGHTS

SEC Softball will celebrate its 20th year of existence in 2016 and has established itself as one of the leading conferences in the sport.

With the conclusion of the 2015 regular season, Florida won the SEC regular season title with a 18-5 mark in league play. The Gators' Kelsey Stewart and Lauren Haeger were named the SEC Player and Pitcher of the Year, respectively. Alabama's Alexis Osorio earned SEC Freshman of the Year honors, while teammate Haley McCleney along with Arkansas' Devon Wallace were chosen as the SEC Scholar-Athletes of the Year. Auburn's Clint Myers was named the SEC Coach of the Year. The SEC crowned another first-time winner at the league championship as Auburn topped Tennessee in extra innings in the title game in Baton Rouge.

For the third consecutive season, 11 teams from the Southeastern Conference qualified for the NCAA Tournament, with seven teams awarded national seeds for the 2015 NCAA Championship. Eight teams advanced to the Super Regionals, followed by five programs earning a spot in the Women's College World Series, tying the record for the most schools from one conference in the WCWS.

The conference made its 18th overall and 13th consecutive Women's College World Series appearance as Alabama, Auburn, Florida, LSU and Tennessee advanced to Oklahoma City. Florida became the third program in NCAA softball history to win back-to-back national titles after defeating Michigan in the 2015 WCWS Championship Series.

Several postseason honors were bestowed upon SEC student-athletes in the 2015 season. Lauren Haeger was named the WCWS Most Valuable Player, the ASA/USA Softball Player of the Year and the softball recipient of the 2015 Honda Sports Award. LSU's Dylan Supak was named the 2015 Elite 89 Award winner, posting a 4.0 GPA in kinesiology. Kentucky's Griffin Joiner was selected to the 2015 Senior CLASS (Celebrating Loyalty and Achievement for Staying in School) First Team, while Florida's Kathlyn Medina claimed a spot on the Second Team.

Softball came under the auspices of the Southeastern Conference in the 1996-97 season. Since that time, 11 different conference teams have made appearances in the NCAA Championship, including seven teams earning Women's College World Series berths – one by South Carolina in the inaugural season; Alabama in 2000, 2003, 2005, 2006, 2008, 2009, 2011, 2012, 2014 and 2015; Florida in 2008, 2009, 2010, 2011, 2013, 2014 and 2015; Georgia in 2009 and 2010; LSU in 2001, 2004, 2012 and 2015; Tennessee in 2005, 2006, 2007, 2010, 2012, 2013 and 2015; Kentucky in 2014; and Auburn in 2015.



Eleven teams (Alabama, Auburn, Florida, Georgia, Kentucky, LSU, Mississippi State, Missouri, South Carolina, Tennessee and Texas A&M) have made Top 25 appearances and nine teams have climbed into the Top 10 (Alabama, Auburn, Florida, Georgia, Kentucky, LSU, Missouri, South Carolina and Tennessee) of the NFCA/USA Today and USA Softball/ESPN.com polls. At least one SEC team has been ranked in the poll each week since the inception of SEC Softball.

South Carolina is the longest standing program of the league with a rich history in softball dating back 39 seasons. The Gamecocks have made 17 NCAA Regional and three Women's College World Series appearances. Mississippi State played softball for five seasons during the 1980's before resuming the sport when it was added to the SEC. Tennessee added softball in 1995-96, one year before its inception in the SEC. Alabama, Arkansas, Auburn, Florida, Georgia, Kentucky, LSU and Ole Miss began softball programs in 1996-97 to give the league 11 representatives (Vanderbilt does not sponsor softball).

The 1999 season was the first in which the conference was eligible for an automatic berth to the NCAA Championships.

As the sport continues to grow in competitiveness and popularity, the SEC has had six different regular season champions and seven different conference tournament champions.





## NOTES

- 131 NCAA Regional Appearances
- 48 NCAA Super Regional Appearances
- 33 Women's College World Series Appearances
- 416 NCAA Wins (includes Regional, Super Regional and WCWS)
- The conference has sent a league-high 11 teams to the NCAA Championship for three consecutive years (2013-2015).
- Alabama claimed the first national championship in SEC history when it downed Oklahoma, 5-4, on June 7, 2012 for the WCWS title.
- Two SEC teams competed for the first time in the NCAA Championship Series, with Florida defeating Alabama in 2014 for its first WCWS title.
- Florida became the third program in NCAA softball history to win back-to-back national titles after defeating Michigan in the 2015 WCWS Championship Series.
- Since 2007, the SEC has had at least one team in the semifinals or the Championship Series, seven of the last eight years.
- SEC teams have been ranked in every NFCA/USA Today poll since the inception of SEC softball.
- Last season, five SEC teams were ranked top-10 in both final polls: No. 1 Florida, No. 3. Auburn, No. 4 LSU, No. 6 Alabama and No. 8 Tennessee. Eight teams overall made the final Top 25 polls.
- In 2015, seven SEC student-athletes were named NFCA First-Team All-Americans. Overall, 19 players were named to first, second and third teams combined.
- The SEC has earned 199 NFCA All-America honors since 1997 – 83 First-Team selections, 66 Second-Team selections, 50 Third-Team selections.
- The SEC had 41 student-athletes named to the 2015 NFCA All-Region teams. Nineteen were named First-Team, 10 were named Second-Team and 12 were named Third-Team.
- In 2015, the SEC had six named to Capital One Academic All-America Teams. The SEC had 10 student-athletes named to the 2014 Capital One Academic All-District Softball Teams.

# THE SOUTHEASTERN CONFERENCE

## "THE STANDARD OF EXCELLENCE"

The Southeastern Conference, with its storied 82-year history of athletic achievements and academic excellence, has built perhaps the greatest tradition of intercollegiate competition of any league in the country since its inception in 1933.

The 2014-15 academic year was another season to remember for the SEC as conference teams captured six national titles and five national runner-up finishes. The SEC has won consecutive national championships in equestrian, men's golf, gymnastics and softball.

- Since 2000, the SEC has won 101 team national championships for an average of more than six per year.
- The SEC finished in the top two in 11 of its 21 sponsored sports and in the top five in 20 of the 21 sports.
- 12 SEC teams participated in football postseason bowls with Alabama playing in the inaugural College Football Playoff.
- Five men's basketball teams and seven women's basketball teams were invited to the NCAA Tournament.
- Seven SEC teams advanced to postseason play in baseball with Arkansas, Florida, LSU and Vanderbilt advancing to the College World Series.
- 178 SEC teams advanced to NCAA postseason competition.
- 53 SEC student-athletes garnered individual national championships.
- 543 individuals were awarded with First-Team All-America Honors.
- More than 3,300 student-athletes earned recognition on the SEC Academic Honor Roll.
- All 14 SEC schools placed in the top 66 of the NACDA Director's Cup rankings and half the league finished in the Top 25. Florida led the league with a fourth-place finish. Georgia placed 14th while LSU was 15th; Arkansas finished 16th, Texas A&M 17th, Kentucky 22nd and Alabama 25th.

A brief sport-by-sport summary of the 2014-15 year follows:

Baseball	
Vanderbilt	CWS - Runner-up
Florida	CWS - t3rd
LSU	CWS - t5th
Arkansas	CWS - t7th
Texas A&M	Super Regionals
Ole Miss	Regionals
Auburn	Regionals

**SEC Champion:** LSU (27-10)  
**SEC Tournament Champion:** Florida

Men's Basketball	
Kentucky	Final Four
Arkansas	Second Round
Georgia	Second Round
LSU	Second Round
Ole Miss	Second Round

**SEC Champion:** Kentucky (18-0)  
**SEC Tournament Champion:** Kentucky

Women's Basketball	
South Carolina	Final Four
Tennessee	Elite Eight
Kentucky	Second Round
Mississippi State	Second Round
LSU	First Round
Texas A&M	First Round
Arkansas	Second Round

**SEC Co-Champions:** South Carolina & Tennessee (15-1)  
**SEC Tournament Champion:** South Carolina

Men's Cross Country	
Arkansas	647 28th
Ole Miss	685 29th
Alabama	South Regional - 15th
Auburn	South Regional - 3rd
Florida	South Regional - 8th
Georgia	South Regional - 9th
Kentucky	Southeast Regional - 9th
LSU	South Central Reg. - 18th
Mississippi State	South Regional - 14th
Missouri	Midwest Regional - 17th
Tennessee	South Regional - 10th
Texas A&M	South Central Reg. - 7th
Vanderbilt	South Regional - 19th

**SEC Champion:** Arkansas

Women's Cross Country	
Arkansas	209 5th
Vanderbilt	598 28th
Alabama	South Regional - 3rd
Texas A&M	South Central Reg. - 6th
Auburn	South Regional - 7th
Florida	South Regional - 5th
Georgia	South Regional - 8th
Kentucky	Southeast Reg. - 12th
LSU	South Central Reg. - 12th
Ole Miss	South Regional - 13th
Mississippi State	South Regional - 6th
Missouri	Midwest Regional - 6th
South Carolina	Southeast Reg. - 18th
Tennessee	South Regional - 19th

**SEC Champion:** Arkansas

Equestrian	
South Carolina	1st - National Champion
Georgia	2nd
Auburn	t-3rd
Texas A&M	Participant

**SEC Champion:** Georgia

Football	
Alabama	CFP Sugar - 4/4
Mississippi State	Orange - 11/12
Missouri	Citrus - 14/11
Tennessee	TaxSlayer
Florida	Birmingham
Auburn	Outback - 22/23
Ole Miss	Peach - 17/19
Georgia	Belk - 9/9
LSU	Music City - rv/rv
Arkansas	Texas - rv/rv
Texas A&M	Liberty - rv/rv
South Carolina	Independence

**SEC Champion:** Alabama (7-1)

Men's Golf	
LSU	National Champion
Georgia	t3rd
Vanderbilt	t5th
Auburn	12th
South Carolina	13th
Florida	t38th
Alabama	Noblesville Regional

Arkansas	New Haven Regional
Ole Miss	San Diego Regional

**SEC Champion:** LSU

Women's Golf	
Tennessee	t5th
Arkansas	9th
Alabama	14th
South Carolina	17th
Texas A&M	18th
LSU	t20th
Auburn	San Antonio Regional
Florida	Raleigh Regional
Mississippi State	Raleigh Regional
Kentucky	South Bend Regional
Vanderbilt	St. George Regional

**SEC Champion:** Texas A&M

Gymnastics	
Florida	197.850 National Champion
Alabama	197.275 4th
Auburn	195.625 6th
Georgia	196.600 9th
LSU	196.550 10th
Arkansas	196.500 Morgantown Reg. - 4th
Kentucky	195.450 Columbus Reg. - 6th
Missouri	196.100 Norman Regional - 4th

**SEC Champion:** Alabama

Soccer	
Texas A&M	t3rd
Florida	Quarterfinals
South Carolina	Quarterfinals
Kentucky	3rd Round
Arkansas	2nd Round
Auburn	2nd Round
Missouri	2nd Round
Georgia	1st Round

**SEC Champion:** Texas A&M (9-1-1)  
**SEC Tournament Champion:** Texas A&M

Softball	
Florida	National Champion
Auburn	WCWS - t3rd
LSU	WCWS - t3rd
Alabama	WCWS - t5th
Tennessee	WCWS - t7th

Kentucky	Super Regionals
Georgia	Super Regionals
Missouri	Super Regionals
South Carolina	Regionals
Mississippi State	Regionals
Texas A&M	Regionals

**SEC Champion:** Florida (18-5)

**SEC Tournament Champion:** Florida

### Men's Swimming & Diving

Florida	248	5th
Georgia	208.5	7th
Auburn	182	9th
Alabama	176	10th
Missouri	132.5	11th
Tennessee	111	14th
South Carolina	51	19th
Texas A&M	4.5	38th

**SEC Champion:** Florida

### Women's Swimming & Diving

Georgia	452	2nd
Texas A&M	231	4th
Florida	129	9th
Tennessee	125	11th
Missouri	100	14th
Kentucky	95	16th
Auburn	66	18th
Alabama	31	29th
LSU	15	34th
Arkansas	2	44th

**SEC Champion:** Georgia

### Men's Tennis

Georgia	Quarterfinals
Texas A&M	Quarterfinals
Mississippi State	Second Round
Ole Miss	Second Round
Vanderbilt	Second Round
LSU	Second Round
Florida	First Round
Tennessee	First Round

**SEC Co-Champions:** Georgia & Texas A&M

**SEC Tournament Champion:** Texas A&M

### Women's Tennis

Vanderbilt	National Champions
Georgia	Semifinals
Florida	Quarterfinals
Texas A&M	Round of 16
Alabama	Second Round
LSU	Second Round
Ole Miss	Second Round
South Carolina	Second Round
Mississippi State	Second Round
Arkansas	First Round
Auburn	First Round
Kentucky	First Round

**SEC Champion:** Florida

**SEC Tournament Champion:** Vanderbilt

### Men's Indoor Track & Field

Florida	50	2nd
Arkansas	39	3rd
Texas A&M	33	4th
LSU	19	†7th
Georgia	12	†15th
Tennessee	11	17th
Ole Miss	7	†28th
Mississippi State	5	†38th
Alabama	5	†38th
Kentucky	5	†38th
Auburn	4	†46th
Missouri	4	†46th

**SEC Champion:** Florida

### Women's Indoor Track & Field

Arkansas	63	National Champion
Georgia	37	3rd
Florida	36	4th
Kentucky	35	5th
LSU	18	†9th
Missouri	14	†15th
Texas A&M	14	†15th
Alabama	13	17th
Mississippi State	11	†21st
Tennessee	5	†38th
Vanderbilt	5	†38th
Auburn	4	†41st

Ole Miss 1 †52nd

**SEC Champion:** Arkansas

### Men's Outdoor Track & Field

Florida	56	2nd
Arkansas	53	3rd
LSU	45	4th
Texas A&M	27	6th
Mississippi State	20	8th
Georgia	13	15th
Tennessee	10.5	18th
Alabama	8	†31st
Kentucky	5	†44th
South Carolina	3	†60th
Auburn	2.5	67th

**SEC Champion:** Florida

### Women's Outdoor Track & Field

Kentucky	50	2nd
Texas A&M	47	3rd
Arkansas	43	4th
Georgia	41	5th
Florida	32	8th
LSU	26	11th
Mississippi State	15	18th
Alabama	10	†20th
South Carolina	10	†20th
Auburn	8	†28th
Vanderbilt	6	†35th
Missouri	3	†51st
Tennessee	3	†51st
Ole Miss	2	†59th

**SEC Champion:** Arkansas

### Volleyball

Florida	Quarterfinals
Alabama	Second Round
Kentucky	Second Round
LSU	Second Round
Texas A&M	First Round

**SEC Champion:** Florida (18-0)

## 2014-15 SEC YEAR IN REVIEW

Sport	SEC Champion(s)	SEC Tournament Champion	NCAA Teams (NCAAs and/or Poll)	Best National Finish	First Team All-Americans	Individual National Champions
Baseball	LSU	Florida	7	Vanderbilt (2nd)	6	---
Men's Basketball	Kentucky	Kentucky	5	Kentucky (†3rd)	2	---
Women's Basketball	South Carolina Tennessee	South Carolina	7	South Carolina (†3rd)	1	---
Men's Cross Country	Arkansas	---	2	Arkansas (28th)	1	0 winners in 1 event
Women's Cross Country	Arkansas	---	2	Arkansas (5th)	5	0 winners in 1 event
Equestrian	Georgia	---	4	South Carolina (Champion)	10	---
Football	Alabama	---	12	Alabama (4th)	12	---
Men's Golf	LSU	---	9	LSU (Champion)	3	0 winners in 1 event
Women's Golf	Texas A&M	---	11	Tennessee (†5th)	5	1 winner in 1 event
Gymnastics	Alabama	---	8	Florida (Champion)	17	2 winners in 2 of 5 events
Soccer	Texas A&M	Texas A&M	7	Texas A&M (†3rd)	2	---
Softball	Florida	Auburn	11	Florida (Champion)	7	---
Men's Swimming & Diving	Florida	---	8	Florida (5th)	82	3 winners in 3 of 21 events
Women's Swimming & Diving	Georgia	---	10	Georgia (2nd)	96	1 winner in 1 of 21 events
Men's Tennis	Georgia Texas A&M	Texas A&M	8	Georgia & Texas A&M (Quarters)	14	0 winners in 2 events
Women's Tennis	Florida	Vanderbilt	12	Vanderbilt (Champion)	16	2 winners in 2 events
Men's Indoor Track & Field	Florida	---	12	Florida (2nd)	46	8 winner in 6 of 17 events
Women's Indoor Track & Field	Arkansas	---	13	Arkansas (Champion)	61	12 winners in 10 of 17 events
Men's Outdoor Track & Field	Florida	---	11	Florida (2nd)	77	11 winners in 7 of 21 events
Women's Outdoor Track & Field	Arkansas	---	14	Kentucky (2nd)	78	13 winners in 10 of 21 events
Volleyball	Florida	---	5	Florida (Quarterfinals)	2	---
<b>TOTALS</b>			<b>178</b>	<b>6 National Champions</b>	<b>543</b>	<b>53</b>

# SEC ALL-TIME NATIONAL CHAMPIONS

## BASEBALL (10)

1990 Georgia (52-19)  
 1991 LSU (55-18)  
 1993 LSU (53-17-1)  
 1996 LSU (52-15)  
 1997 LSU (57-13)  
 2000 LSU (52-17)  
 2009 LSU (56-17)  
 2010 South Carolina (54-16)  
 2011 South Carolina (55-14)  
 2014 Vanderbilt (51-21)

## MEN'S BASKETBALL (11)

1948 Kentucky (36-3)  
 1949 Kentucky (32-2)  
 1951 Kentucky (32-2)  
 1958 Kentucky (23-6)  
 1978 Kentucky (30-2)  
 1994 Arkansas (31-3)  
 1996 Kentucky (34-2)  
 1998 Kentucky (35-4)  
 2006 Florida (33-6)  
 2007 Florida (35-5)  
 2012 Kentucky (38-2)

## WOMEN'S BASKETBALL (8)

1987 Tennessee (28-6)  
 1989 Tennessee (35-2)  
 1991 Tennessee (30-5)  
 1996 Tennessee (32-4)  
 1997 Tennessee (29-10)  
 1998 Tennessee (39-0)  
 2007 Tennessee (34-3)  
 2008 Tennessee (36-2)

## WOMEN'S BOWLING (1)

2007 Vanderbilt (74-14)

## BOXING (1)

1949 LSU (20)

## MEN'S CROSS COUNTRY (8)

1972 Tennessee (134)  
 1991 Arkansas (52)  
 1992 Arkansas (46)  
 1993 Arkansas (31)  
 1995 Arkansas (100)  
 1998 Arkansas (97)  
 1999 Arkansas (58)  
 2000 Arkansas (83)

## WOMEN'S CROSS COUNTRY (1)

1988 Kentucky (75)

## EQUESTRIAN (3)

2013 Auburn  
 2014 Georgia  
 2015 South Carolina

## FOOTBALL (22)

1951 Tennessee (10-1/AP, UPI)  
 1957 Auburn (10-0/AP)  
 1958 LSU (11-0/AP, UPI)  
 1960 Ole Miss (10-0-1/FWAA)  
 1961 Alabama (11-0/AP, UPI)  
 1964 Alabama (10-1/AP, UPI)  
 1965 Alabama (9-1-1/AP, FWAA)  
 1973 Alabama (11-1/UPI)  
 1978 Alabama (11-1/AP, FWAA)  
 1979 Alabama (12-0/AP, UPI, FWAA)  
 1980 Georgia (12-0/AP, UPI, FWAA)  
 1992 Alabama (13-0/AP, UPI, USA Today, FWAA)  
 1996 Florida

(12-1/AP, UPI, USA Today, FWAA)

1998 Tennessee (13-0/AP, USA Today, FWAA)

2003 LSU (13-1/USA Today, BCS)

2006 Florida (13-1/USA Today, BCS)

2007 LSU (12-2/USA Today, BCS)

2008 Florida (13-1/USA Today, BCS)

2009 Alabama (14-0/USA Today, BCS)

2010 Auburn (14-0/AP, USA Today, BCS)

2011 Alabama (13-1/AP, USA Today, BCS)

2012 Alabama (13-1/AP, USA Today, BCS)

## MEN'S GOLF (13)

1940 LSU (601-tie)  
 1942 LSU (590-tie)  
 1947 LSU (606)  
 1955 LSU (574)  
 1968 Florida (1154)  
 1973 Florida (1149)  
 1993 Florida (1145)  
 1999 Georgia (1180)  
 2001 Florida (1126)  
 2005 Georgia (1135)  
 2013 Alabama  
 2014 Alabama  
 2015 LSU

## WOMEN'S GOLF (4)

1985 Florida (1218)  
 1986 Florida (1180)  
 2001 Georgia (1176)  
 2012 Alabama (1171)

## GYMNASTICS (19)

1987 Georgia (187.90)  
 1988 Alabama (190.05)  
 1989 Georgia (192.65)  
 1991 Alabama (195.125)  
 1993 Georgia (198.00)  
 1996 Alabama (198.025)  
 1998 Georgia (197.725)  
 1999 Georgia (196.850)  
 2002 Alabama (197.575)  
 2005 Georgia (197.825)  
 2006 Georgia (197.750)  
 2007 Georgia (197.850)  
 2008 Georgia (197.450)  
 2009 Georgia (197.825)  
 2011 Alabama (197.650)  
 2012 Alabama (197.850)  
 2013 Florida (197.575)  
 2014 Florida (198.175)  
 2015 Florida (197.850)

## RIFLE (1)

2011 Kentucky

## WOMEN'S SOCCER (1)

1998 Florida (26-1)

## SOFTBALL (3)

2012 Alabama (60-8)  
 2014 Florida (55-12)  
 2015 Florida (60-7)

## MEN'S SWIM & DIVING (11)

1978 Tennessee (307)  
 1983 Florida (238)  
 1984 Florida (287.5)  
 1997 Auburn (496.5)  
 1999 Auburn (467.5)

2003 Auburn (609.5)  
 2004 Auburn (634)  
 2005 Auburn (491)  
 2006 Auburn (480.5)  
 2007 Auburn (566)  
 2009 Auburn (526)

## WOMEN'S SWIM & DIVING (13)

1982 Florida (505)  
 1999 Georgia (504.5)  
 2000 Georgia (490.5)  
 2001 Georgia (389)  
 2002 Auburn (474)  
 2003 Auburn (536)  
 2004 Auburn (569)  
 2005 Georgia (609.5)  
 2006 Auburn (518.5)  
 2007 Auburn (535)  
 2010 Florida (382)  
 2013 Georgia (477)  
 2014 Georgia (528)

## MEN'S TENNIS (7)

1959 Tulane (tie)  
 1985 Georgia (36-1)  
 1987 Georgia (24-3)  
 1999 Georgia (26-5)  
 2001 Georgia (28-1)  
 2007 Georgia (32-0)  
 2008 Georgia (27-3)

## WOMEN'S TENNIS (9)

1992 Florida (30-0)  
 1994 Georgia (27-2)  
 1996 Florida (31-0)  
 1998 Florida (27-0)  
 2000 Georgia (27-2)  
 2003 Florida (31-2)  
 2011 Florida (31-1)  
 2012 Florida (27-1)  
 2015 Vanderbilt (25-6)

## MEN'S INDOOR TRACK & FIELD (18)

1992 Arkansas (53)  
 1993 Arkansas (66)  
 1994 Arkansas (94)  
 1995 Arkansas (59)  
 1997 Arkansas (59)  
 1998 Arkansas (56)  
 1999 Arkansas (65)  
 2000 Arkansas (69.5)  
 2001 LSU (34)  
 2002 Tennessee (52)  
 2003 Arkansas (54)  
 2004 LSU (44.5)  
 2005 Arkansas (56)  
 2006 Arkansas (53)  
 2010 Florida (57)  
 2011 Florida (52)  
 2012 Florida (52)  
 2013 Arkansas (57)

## WOMEN'S INDOOR TRACK & FIELD (15)

1987 LSU (49)  
 1989 LSU (61)  
 1991 LSU (48)  
 1992 Florida (50)  
 1993 LSU (49)  
 1994 LSU (48)  
 1995 LSU (40)

1996 LSU (52)  
 1997 LSU (49)  
 2002 LSU (57)  
 2003 LSU (62)  
 2004 LSU (52)  
 2005 Tennessee (46)  
 2009 Tennessee (42)  
 2015 Arkansas (63)

## MEN'S OUTDOOR TRACK & FIELD (20)

1933 LSU (58)  
 1974 Tennessee (60)  
 1989 LSU (53)  
 1990 LSU (44)  
 1991 Tennessee (51)  
 1992 Arkansas (60)  
 1993 Arkansas (69)  
 1994 Arkansas (83)  
 1995 Arkansas (61.5)  
 1996 Arkansas (55)  
 1997 Arkansas (55)  
 1998 Arkansas (58.5)  
 1999 Arkansas (59)  
 2001 Tennessee (50)  
 2002 LSU (64)  
 2003 Arkansas (59)  
 2004 Arkansas (65.5)  
 2005 Arkansas (60)  
 2012 Florida (50)  
 2013 Florida (53)  
 Texas A&M (53)

## WOMEN'S OUTDOOR TRACK & FIELD (18)

1987 LSU (62)  
 1988 LSU (61)  
 1989 LSU (86)  
 1990 LSU (53)  
 1991 LSU (78)  
 1992 LSU (87)  
 1993 LSU (93)  
 1994 LSU (86)  
 1995 LSU (69)  
 1996 LSU (81)  
 1997 LSU (63)  
 2000 LSU (58)  
 2002 South Carolina (82)  
 2003 LSU (64)  
 2006 Auburn (57)  
 2008 LSU (67)  
 2012 LSU (76)  
 2014 Texas A&M (75)

## SEC ALL-TIME

**NATIONAL CHAMPIONSHIPS**  
 Men's ..... 121  
 Women's ..... 95  
 Coed ..... 1  
**TOTAL** ..... 217

## SEC NATIONAL CHAMPIONSHIPS SINCE 2000

Men's ..... 49  
 Women's ..... 51  
 Coed ..... 1  
**TOTAL** ..... 101

*NOTE: NCAA National Champions only with the exception of football and equestrian.*



# SECU ACADEMIC INITIATIVE



**SECU**  
*The Academic Initiative of the SEC*

Using its SECU academic initiative, the Southeastern Conference sponsors, supports and promotes collaborative higher education programs and activities involving administrators, faculty and students at its member universities. SECU is led by the president or chancellor of each SEC university and is managed by the chief academic officer.

## The goals of the SECU academic initiative include:


- Advancing the merit and reputation of SEC universities outside of the traditional SEC region;
- Highlighting the endeavors and achievements of SEC faculty and universities;
- Identifying and preparing future leaders for high-level service in academia;
- Increasing the amount and type of education abroad opportunities available to SEC students; and
- Providing opportunities for collaboration among SEC university personnel.

## The current programs of the SECU academic initiative include:

- The SEC Academic Leadership Development Program seeks to identify, prepare and advance academic leaders for roles within SEC institutions and beyond. It has two components, a university-level program and two, three-day, SEC-wide workshops held on specified campuses for all participants.
- The SEC Faculty Achievement and Professor of the Year Awards recognize faculty with outstanding records in research and scholarship. There is one winner per campus and one overall winner for the Conference.
- The SEC Faculty Travel Grant Program is intended to enhance collaboration that stimulates scholarly initiatives between SEC

universities. The program offers faculty from each SEC university the opportunity to travel to other SEC universities to develop grant proposals and conduct research.

- The SEC College Tour occurs each spring, and administrators from all SEC universities participate in events intended to introduce SEC universities to students, parents and high school counselors from outside of the southeast region.
- The SEC Symposium is an academic conference-type event intended to address a scholarly issue in an area of strength represented by all SEC universities. Held in Atlanta, Georgia, this marquee event puts on display the research and innovation of SEC institutions for an audience of academicians, government officials, grant funding agents and other stakeholders.
- The SEC Cooperative Education Abroad Agreement provides opportunities for students from all SEC universities to access international programs offered at other SEC universities. And as part of a renewable agreement, Italian engineering students from the Politecnico di Torino (PdT) have the opportunity to enroll at SEC universities each fall, and engineering SEC students may study there the following spring.
- The SEC MBA Case Competition is an opportunity for SEC business schools to showcase their students' skills at solving simulated, real-world problems that cover the spectrum of business disciplines. The competition is held on one SEC campus and teams of four MBA students compete against other SEC teams, the best receiving various awards and recognition.
- The SEC Academic Collaboration Grant Program is intended to expand student-focused collaboration among SEC universities. The grant is awarded annually to one SEC institution to support joint activities involving all other SEC universities. Examples of collaborative activities include intra-conference competitions, graduate student recruiting fairs, undergraduate research initiatives, etc.





1930s  
1940s

1950s  
1960s



1970s  
1980s



# SEC MILESTONES

**1893 – Vanderbilt begins playing basketball at the Nashville YMCA, just two years after Dr. James Naismith originated the game at Springfield (Mass.) College.**

December 8-9, 1932 – At the annual Southern Conference meeting in Knoxville, Tenn., the 13 members west and south of the Appalachian Mountains reorganized as the Southeastern Conference.

**February 24-28, 1933 – The SEC’s inaugural championship event was the SEC Basketball Tournament at the Atlanta Athletic Club in Atlanta, Ga.**

November 30, 1933 – Alabama defeats Vanderbilt 7-0 to finish 5-0-1 in the conference and capture the SEC’s first football title.

August 21, 1940 – Martin S. Conner, former governor of Mississippi, takes office as the first commissioner of the SEC in Jackson, Miss.

February 21, 1948 – Former LSU coach Bernie H. Moore appointed the SEC’s second commissioner and conference office moves to Birmingham, Ala.

March 23, 1948 – Two years removed from winning the NIT title, Kentucky wins its first national championship with a 58-42 victory over Baylor.

**March 26, 1949 – Kentucky won its second consecutive national title with a 46-36 decision over Oklahoma A&M.**

**March 27, 1951 – Despite playing with only six healthy players, Kentucky defeated Kansas State 68-58 to take the NCAA title.**

October 20, 1951 – The Alabama-Tennessee football game, played at Birmingham’s Legion Field, becomes the first televised event in SEC history.

**March 22, 1958 – Kentucky came from behind to win the NCAA title with an 84-72 victory over Seattle.**

April 1, 1966 – A.M. (Tonto) Coleman succeeds Moore as the conference’s third commissioner.

**March 1970 – LSU’s Pete Maravich finishes his career at the National Invitation Tournament in New York City as the NCAA’s all-time leading scorer with 3,667 career points.**

August 1, 1972 – Dr. H. Boyd McWhorter becomes the league’s fourth commissioner.

January 1, 1977 – The SEC begins its long-standing agreement with the Sugar Bowl to send its champion to New Orleans as Georgia faced Pittsburgh.

**March 27, 1978 – Jack Givens scored 41 points to lead Kentucky to the NCAA title with a 94-88 decision over Duke.**

**February-March 1979 – After a 26-year layoff, the SEC Tournament was renewed at the Birmingham Coliseum in Birmingham, Ala. The winner of the tournament received the SEC’s automatic bid to the NCAA Tournament.**

July, 1983 – The SEC signs agreement with the Turner Broadcasting System to begin airing a “Game of the Week” beginning in the fall of 1984.

March 26, 1986 – The SEC and Jefferson-Pilot Teleproductions signed a contract to televise basketball games on a syndicated basis throughout the region. In February, 1992, the SEC continued its relationship with JP sports announcing a four-year agreement to televise an SEC football game of the week.

September 15, 1986 – Dr. Harvey W. Schiller succeeds McWhorter as SEC Commissioner.

January 10, 1990 – Roy F. Kramer becomes the conference’s sixth commissioner.

May 31, 1990 – SEC presidents unanimously recommend that the commissioner be authorized to enter discussions with interested institutions for the purpose of expansion.

August 1, 1990 – Arkansas accepts invitation to become the SEC’s 11th member.

September 25, 1990 – South Carolina accepts invitation to become 12th member of the SEC.

November 29, 1990 – SEC presidents announce divisions and vote to adopt an eight-game football schedule to begin in 1992.

**Spring 1991 – Shaquille O’Neal was named National Player of the Year.**

May 30, 1991 – SEC presidents award the inaugural SEC Football Championship Game to the city of Birmingham.

February 27, 1992 – SEC signs agreement with Jefferson Pilot Sports to televise SEC games annually through the 1995 season. On November 7, 1994, the League extended its agreement with JP Sports through the 2000 season.

April 15, 1992 – ABC Sports announces a four-year contract to nationally televise the SEC Football Championship Game. On October 13, 1994, ABC extended its agreement with the conference to televise the Championship Game through 2000.

December 5, 1992 – SEC hosts the nation’s first Division IA conference football championship game at Legion Field. Alabama defeats Florida 28-21 to win the 1992 SEC crown and the league’s USF&G Sugar Bowl berth.



1990s



PRESENT DAY



2000s



February 11, 1994 – SEC announces multi-sport television agreement with CBS Sports to televise SEC football (1996-2001), men’s basketball and women’s basketball (1994-95 through 2000-2001).

February 25, 1994 – SEC announces that the membership has voted to play the 1994 and 1995 Football Championship Games in Atlanta’s Georgia Dome. On June 1, 1995, the conference extended the agreement with the Georgia Dome through 1998 and on May 29, 1997, the SEC further extended the agreement through 2001.

**April 1994 – Florida and Arkansas both advance to the Final Four. Arkansas, in just its third season as a member of the SEC, wins the national title with a 76-72 victory over Duke.**

August 4, 1994 – A group of Division I-A conferences, including the SEC, select the Fiesta, Sugar and Orange Bowls as hosts for the Bowl Alliance games beginning at the conclusion of the 1995 regular season. For the first time since the 1976 season, the SEC champion will not contractually serve as the host team in the Sugar Bowl.

**April 1996 – Mississippi State and Kentucky advance to the Final Four with Kentucky defeating Syracuse 76-67 in the national championship game.**

February 2, 1998 – SEC announces it has reached a multi-year extension with CBS Sports to broadcast its football and men’s and women’s basketball games. Beginning in 2001, CBS expanded its SEC football commitment and provides exclusive national network broadcasts of SEC home games and its basketball coverage will continue to expand nationally.

**March 30, 1998 – Kentucky’s 78-69 victory over Utah gives the Wildcats their seventh national championship.**

June 7, 1999 – SEC announces it has reached a multi-year extension with ESPN to televise football and men’s and women’s basketball for the next eight seasons.

December 6, 2001 – The SEC and CBS Sports announce an agreement for the network to televise the SEC Football Championship Game each year through 2008.

March 12, 2002 – Roy F. Kramer announces his retirement as the SEC’s sixth commissioner, effective when a new commissioner is named. During his tenure as the SEC commissioner, the league won 85 national championships and the league distributed more than \$654 million back to its member institutions.

July 2, 2002 – Michael L. Slive becomes the seventh Commissioner of the SEC.

June 4, 2004 – The SEC Task Force on Compliance and Enforcement issues its report at the 2004 SEC Spring Meetings. The report is unanimously accepted by the 12 member institutions calls for having none of its schools on NCAA probation within the next five years.

February 23, 2005 – SEC announces the formation of its Academic Consortium, which will link academic resources of its 12 member institutions.

**April 2006 – Florida and LSU advance to the Final Four with the Gators winning the school’s first national championship with a 73-57 victory over UCLA. South Carolina defeated Michigan 76-64 to win the National Invitation Tournament title.**

**April 2, 2007 – Florida defeats Ohio State 84-75 to win its second consecutive national title. The SEC became the first conference to win Division I National Championships in football (Florida), men’s basketball (Florida) and women’s basketball (Tennessee) in the same school year.**

June 1, 2008 – SEC announces it will distribute a league-record \$127.2 million back to the 12 member institutions under the 2007-2008 revenue sharing plans.

August 14, 2008 – CBS Sports and the SEC announce a 15-year agreement to extend broadcasts of SEC football and basketball games.

August 25, 2008 – ESPN and the SEC announce a 15-year agreement beginning in 2009-10 through 2023-24. It is the longest national rights agreement in ESPN history. ESPN entities (ESPN, ESPN on ABC, ESPN2, ESPNU, ESPN Regional Television, ESPN360.com, ESPN Mobile TV, ESPN GamePlan, ESPN Full Court, ESPN International, ESPN Deportes, ESPN Classic) will carry more than 5,500 SEC events including football, men’s and women’s basketball, Olympic sports and SEC Championships.

June 2011 – League distributes \$220 million in revenue to members. It is the highest total ever distributed in SEC history and represents a 5.3 percent increase from the \$209 million distributed to the schools in 2009-2010.

**Fall 2011 – League announces that Texas A&M and Missouri will join the Southeastern Conference effective July 1, 2012, with competition to begin in all sports for the 2012-13 academic year.**

**April 2012 – Kentucky wins its eighth national championship and the league’s 11th overall. UK’s Anthony Davis is named national player of the year, is the No. 1 overall pick in the NBA Draft and goes on to win a gold medal in the Summer Olympics.**

**July 1, 2012 – Missouri and Texas A&M officially become members of the Southeastern Conference.**

**April 2014 – Florida and Kentucky compete in the Final Four with the Wildcats finishing as national runner-up.**

**June 2014 – League distributes \$309.6 million in revenue to its members. It is the highest total ever distributed in SEC history.**

**August 14, 2014 – The SEC Network, a multi-platform network which will air SEC content 24/7 including more than 1,000 events in its first year, launches.**

**June 1, 2015 – Gregory A. Sankey becomes the SEC’s eighth commissioner.**

# SEC COMMISSIONER GREG SANKEY

**G**reg Sankey became the eighth commissioner of the Southeastern Conference on June 1, 2015, after serving on the SEC staff for 13 years in various leadership positions.

Sankey, 51, was an integral part of former commissioner Mike Slive's efforts to reshape the SEC's governance, enforcement and compliance program, and he also oversaw the SEC's championships staff. Most recently he played a central role in crafting the new autonomy governance structure of the NCAA, which is intended to provide the 65 institutions from the Five Conferences (ACC, Big Ten, Big 12, Pac 12 and SEC) with increased decision-making authority over policies designed to provide support for student-athletes' pursuit of academic and athletic achievements.

Sankey is active within the NCAA committee structure, which includes his current service on the NCAA Gender-Equity Task Force and the Division I Committee on Infractions, for which he currently serves as chair.

He joined the SEC staff in 2002 as Associate Commissioner and was elevated to Executive Associate Commissioner and Chief Operating Officer for the league office in 2012.

"The universities of the SEC represent the greatest combination of academic and athletic excellence and I am honored to be selected to follow Mike Slive as commissioner of the Southeastern Conference," Sankey said. "The SEC is poised to make a difference in the lives of student-athletes for generations to come. We must ensure that the lessons they learn from their achievements in competition and in the classroom translate into success in life after college."

Prior to joining the SEC staff, Sankey was Commissioner of the Southland Conference for nearly seven years. He joined the Southland Conference staff in 1992 where he served as both assistant and associate commissioner before he was named commissioner in 1996 at the age of 31.

Prior to his term at the Southland Conference he was director of compliance

and academic services at Northwestern State University in Natchitoches, Louisiana. While at Northwestern State, Sankey also coached the Demons' golf teams for two years. Previous to his tenure at Northwestern State, he was the director of intramural sports at Utica College in upstate New York.

A native of Auburn, New York, Sankey earned his master's degree from Syracuse University and his undergraduate degree from the State University of New York College at Cortland. Sankey and his wife, Cathy, reside in Birmingham, Alabama, and have two daughters, Hannah Michelle (22) and Moriah Elizabeth (19).



# SEC STAFF



**MARK WOMACK**  
Executive Associate  
Commissioner/CFO



**TIFFANY DANIELS**  
Associate  
Commissioner



**CHARLIE HUSSEY**  
Associate  
Commissioner



**WILLIAM KING**  
Associate  
Commissioner



**HERB VINCENT**  
Associate  
Commissioner



**MARK WHITWORTH**  
Associate  
Commissioner



**MATT BOYER**  
Assistant  
Commissioner



**LESLIE CLAYBROOK**  
Assistant  
Commissioner



**BYRON HATCH**  
Assistant  
Commissioner



**WILL LAWLER**  
Assistant  
Commissioner



**CHRIS WALDSMITH**  
Assistant  
Commissioner



**KATHRYN SWITZER**  
Exec. Associate to  
Commissioner



**TORIE JOHNSON**  
Executive Director,  
SECU



**MISTY BROWN**  
Director of Student-  
Athlete Engagement



**CHUCK DUNLAP**  
Director of  
Communications



**JOHN GIBSON**  
Director of  
Championships



**CRAIG PINKERTON**  
Director of  
Communications



**B.C. ROMANO**  
Director of Video and  
Creative Services



**MILTON ROY**  
Director of  
Compliance



**JIM SULLIVAN**  
Director of  
Championship Ticket  
Operations



**TAMMY WILSON**  
Director of  
Communications



**SYLVIA HAGAN**  
Associate Director of  
Officiating Admin.



**BEN BEATY**  
Assistant Director of  
Communications



**COLE CUNNINGHAM**  
Assistant Director of  
Video and Creative  
Services



**JILL SKOTARCZAK**  
Assistant Director of  
Communications



**ALLY SLIVKA**  
Assistant Director of  
Financial Operations



**GINNY THOMAS**  
Assistant Director  
of Football  
Administration



**BRETT THOMPSON**  
Assistant Director of  
Championship Ticket  
Operations



**BRYANT WELBOURNE**  
Assistant Director,  
SECU



**KORY DAHLEN**  
Competition  
Coordinator



**COURTNEY FRITTS**  
Digital Media/  
Communications  
Assistant



**ROBERT MILLIGAN**  
Video Assistant



**SUSAN BISHOP**  
Administrative  
Assistant, SECU



**ALLI JACOBS**  
Administrative  
Assistant



**DONNA MOORE**  
Administrative  
Assistant



**BAILEY POWELL**  
Administrative Asst.,  
Commissioner's  
Office



**BRENDA GRAY**  
Receptionist



**STEVE SHAW**  
Coordinator of  
Football Officials



**LARRY TEMPLETON**  
Consultant to the  
Commissioner

## EXECUTIVE COMMITTEE

**President:** NICK ZEPPUS, *Vanderbilt*  
**Vice President:** DR. MARK KEENUM, *Mississippi State*  
**Secretary:** JOSEPH L. FINK III, *Kentucky*  
DR. HARRIS PASTIDES, *South Carolina*  
GREG MCGARITY, *Georgia*  
RON RYCHLAK, *Ole Miss*  
MEREDITH JENKINS, *Auburn*

# SEC MEDIA SERVICES

## SEC COMMUNICATIONS MISSION STATEMENT

The Southeastern Conference has been the nation's leader in media relations during its history. The SEC understands the importance of assisting the media in providing coverage of the conference and its institutions. To this end, the conference, including all of its member institutions, shall make the best attempt to fill reasonable requests by media outlets. Members of the media are encouraged to work with the media relations director of each institution and the conference office to establish satisfactory media policies that are mutually beneficial to all parties.

### Weekly Awards

The SEC will name a player, pitcher and freshman of the week each Monday during the season. The award will be released for Monday afternoon publication and announced in the weekly SEC softball release.

Nominations for the awards are made each week by the softball sports information contacts at each SEC institution. The award winners are chosen by a vote of the SEC Communications staff.

### SEC and Social Media

The SEC has established a dynamic presence on the internet with its official site – [www.SECsports.com](http://www.SECsports.com) – along with league accounts on Facebook, Twitter and Instagram.

SEC Softball information is updated daily. The site will contain standings, schedules, results and notes on the SEC and its teams. SEC Softball can be followed on Facebook at Southeastern Conference, on Twitter at @SEC and Instagram at secsportsupdate. SEC softball information is also available via email. Contact Jill Skotarczak in the SEC Communications office.

### Media Information

Credentials for the SEC Softball Tournament may be obtained through the Mississippi State Communications Department through the SEC Communications office.

The 12-team field will include the top finishing teams. The tournament is single-elimination with the Champion crowned on May 14.

For further information, please contact the SEC Communications Department.

### Ticket information

Contact the Mississippi State Communications office for ticket information to the 2016 SEC Softball tournament.

### SEC Softball Information

If you wish to receive the latest information about SEC Softball through email, sign up at [www.secsportsmedia.com](http://www.secsportsmedia.com).

### 2016 SEC Tournament



May 11-14 • MSU Softball Stadium  
Starkville, Miss.

### Southeastern Conference

2201 Richard Arrington Blvd. N  
Birmingham, AL 35203-1103

**Main Switchboard:** (205) 458-3000  
**Administration Fax:** (205) 458-3031  
**Internet Address:** [www.secsports.com](http://www.secsports.com)

### SEC Quick Facts

**Founded:** 1933  
**Commissioner:** Michael Slive

### Member Institutions

University of Alabama  
University of Arkansas  
Auburn University  
University of Florida  
University of Georgia  
University of Kentucky  
Louisiana State University  
University of Mississippi  
Mississippi State University  
University of Missouri  
University of South Carolina  
University of Tennessee  
Texas A&M University  
Vanderbilt University (*does not sponsor softball*)

### Communications Staff

Communications Fax: (205) 458-3030  
Herb Vincent • Associate Commissioner  
E-Mail: [hvincent@sec.org](mailto:hvincent@sec.org)  
Chuck Dunlap • Director  
E-Mail: [cdunlap@sec.org](mailto:cdunlap@sec.org)  
Craig Pinkerton • Director  
E-Mail: [cpinkerton@sec.org](mailto:cpinkerton@sec.org)  
Tammy Wilson • Director  
E-Mail: [twilson@sec.org](mailto:twilson@sec.org)  
Ben Beaty • Assistant Director  
Email: [bbeaty@sec.org](mailto:bbeaty@sec.org)  
Jill Skotarczak • Assistant Director  
Email: [jskotarczak@sec.org](mailto:jskotarczak@sec.org)  
Courtney Fritts • Digital Media/  
Communications Assistant  
Email: [cfritts@sec.org](mailto:cfritts@sec.org)

### Credits

The 2016 SEC Softball Guide is published by the Southeastern Conference Office, Michael Slive, Commissioner.

**Editor**  
Jill Skotarczak

**Special Assistance**  
Nathan Sheehan (Alabama), Zach Lawson (Arkansas), John Thomas (Auburn), Will Pantages (Florida), Whitney Tarpy (Georgia), Chris Shoals (Kentucky), Clyde Verdin (LSU), Brandon Lee (Ole Miss), Andrew Piper (Mississippi State), Andy Oldenburg (Missouri), Koby Padgett (South Carolina), Sean Barows (Tennessee), Alan Cannon (Texas A&M).

**Printing**  
Walker 360 (Birmingham, Ala.)

# SEC COMMUNICATIONS CONTACTS



## ALABAMA

Nathan Sheehan, Assistant Media of Athletic Communications  
 CELL: (874) 846-9894 FAX: (205) 348-8841  
 E-Mail: nsheehan@ia.ua.edu

**(205) 348-6734**

P.O. Box 870391  
 Tuscaloosa, AL 35487-0391  
 Internet: www.rolltide.com



## ARKANSAS

Zach Lawson, Assistant Communications Director  
 CELL: (479) 595-2358 FAX: (479) 575-7841  
 E-Mail: zlawson@uark.edu

**(479) 575-4898**

218 Barnhill Arena  
 Fayetteville, AR 72701  
 Internet: www.arkansasrazorbacks.com



## AUBURN

John Thomas, Assistant Media Relations Director  
 CELL: (334) 750-9245 FAX: (334) 844-9807  
 E-Mail: john.thomas@auburn.edu

**(334) 844-9800**

P.O. Box 351  
 Auburn, AL 36831-0351  
 Internet: www.auburntigers.com



## FLORIDA

Will Pantages, Assistant Communications Director  
 CELL: 352-275-3398 FAX: (352) 375-4809  
 E-Mail: willp@gators.ufl.edu

**(352) 375-4683 x 6120**

P.O. Box 14485  
 Gainesville, FL 32604-2485  
 Internet: www.gatorzone.com



## GEORGIA

Whitney Tarpay, Assistant Sports Communications Director  
 CELL: (615) 430-1495 FAX: (706) 542-9339  
 E-Mail: wtarpay@sports.uga.edu

**(706) 542-7965**

P.O. Box 1472  
 Athens, GA 30603  
 Internet: www.georgiadogs.com



## KENTUCKY

Chris Shoals, Assistant Director  
 CELL: 513-312-2489 FAX: (502) 323-4310  
 E-Mail: wesley.crane@uky.edu

**(859) 257-8431**

Joe Craft Center, 338 Lexington Ave.  
 Lexington, KY 40506-0604  
 Internet: www.ukathletics.com



## LSU

Clyde Verdin, Associate Director of Media Relations  
 CELL: (225) 726-3434 FAX: (225) 578-1861  
 E-Mail: cverdin@lsu.edu

**(225) 578-1869**

P.O. Box 25095  
 Baton Rouge, LA 70894-5095  
 Internet: www.LSUsports.net



## OLE MISS

Brandon Lee, Assistant Director  
 CELL: (662) 816-4374 FAX: (662) 915-7006  
 E-Mail: mblee@olemiss.edu

**(662) 915-1083**

908 All-American Drive  
 University, MS 38677  
 Internet: www.OleMissSports.com



## MISSISSIPPI STATE

Andrew Piper, Assistant Media Relations Director  
 CELL: (662) 418-9183 FAX: (662) 325-2563  
 E-Mail: apiper@athletics.msstate.edu

**(662) 325-8040**

P.O. Box 5327  
 Mississippi State, MS 39762  
 Internet: www.HailState.com



## MISSOURI

Andy Oldenburg, Asst. Director of Strategic Communications  
 CELL: (314) 954-2400 FAX: (573) 882-4720  
 E-Mail: oldenburga@missouri.edu

**(573) 882-0712**

Mizzou Arena, One Champions Drive  
 Columbia, MO 65205  
 Internet: www.MUTigers.com



## SOUTH CAROLINA

Koby Padgett, Assistant Director of Media Relations  
 CELL: (803) 386-8345 FAX: (803) 777-2967  
 E-Mail: kpadgett@sc.edu

**(803) 777-8017**

1125 George Rogers Blvd., Williams Brice Stadium  
 Columbia, SC 29208  
 Internet: www.gamecocksonline.com



## TENNESSEE

Sean Barows, Assistant Director  
 CELL: (561) 312-9432 FAX: (865) 974-8875  
 E-Mail: sbarows@tennessee.edu

**(865) 974-7478**

1551 Lake Loudon Blvd., Brenda Lawson Addition, Rm 009  
 Knoxville, TN 37916  
 Internet: www.utsports.com



## TEXAS A&M

Evan Roberts, Assistant Sports Information Director  
 CELL: (260) 615-8662 FAX: (979) 845-6825  
 E-Mail: eroberts@athletics.tamu.edu

**(979) 862-5452**

P.O. Box 30017  
 College Station, TX 77842-3017  
 Internet: www.12thMan.com



## SEC COMMUNICATIONS

Jill Skotarczak, Assistant Director of Communications  
 CELL: (732) 306-7344 FAX: (205) 458-3031  
 E-Mail: jskotarczak@sec.org

**(205) 458-3000**

2201 Richard Arrington Blvd. North  
 Birmingham, AL 35203-1103  
 Internet: www.SECDigitalNetwork.com

# CORPORATE SPONSOR PROGRAM

The Southeastern Conference Official Sponsor program began in 1988 with three companies dedicated to intercollegiate athletics and higher education.

Now supported by many of the nation's top corporations, this program has evolved into the most successful of its kind.

Each member of the SEC Official Sponsor team shows its commitment to the future of intercollegiate athletics with contributions to SEC Youth Clinics, SEC Scholarship Programs and SEC Academic Enhancement Programs.

The corporations also conduct consumer promotions designed to increase sales and brand awareness. These promotions also increase public awareness of the member institutions of the SEC, which

in turn supports increased ticket sales and high television and radio ratings.


In addition to the broad spectrum of benefits provided by these contributions, each SEC institution is a direct beneficiary of the program. SEC Official Sponsors include Allstate Insurance, AT&T, Belk, Gatorade, Regions Bank and Sunkist Soda.

## PROGRAM MISSION

The mission of the corporate sponsor program is:

1. To develop marketing and promotional activities that benefit the SEC, its member institutions and the participating corporations;

2. To emphasize the positive role of athletics in our society; and
3. To provide funding for youth clinics, championship events and academic enhancement programs.



## SEC OFFICIAL SPONSORS



Allstate.



## SEC LICENSING PROGRAM

The Southeastern Conference markets its registered marks (Southeastern Conference, SEC, SEC Seal and SEC logos) through a licensing program with the Collegiate Licensing Company. The SEC began its licensing program in 1988 to protect the use of its name and insignias and to ensure that its member institutions benefit from the use and sale of items bearing its name and/or logos.

The program also ensures that manufacturers and retailers market only the highest-quality merchandise using the conference name and logos. The SEC has joined a significant number of colleges and universities throughout the country to bring about consistency in the marketplace for officially-licensed collegiate products.



AN IMG COMPANY



# SEC NETWORK



The SEC ESPN Network swung into its inaugural softball season last year and increased the conference softball television coverage threefold. Similar to last year, SEC Network will air more than 50 games, with a total of more than 70 Southeastern Conference games in 2016 across ESPN networks.

New this spring is an exclusively all-softball weekend, March 12-14, on SEC Network. The network will feature eight games from four series for the start of conference play over Saturday, Sunday and Monday. The weekend's games are highlighted with a matchup of the 2015 NCAA National Champions, Florida, facing the 2015 SEC Champions, Auburn, in a three-game series.

The network closes out the regular-season with another innovation: a softball "Bases Loaded" show on Sunday, May 8, the final day of games prior to the SEC Tournament. SEC Network's three-hour show will mark the first time the Bases Loaded concept has been used in the softball regular-season. It will swing through the best moments of up to 14 teams scheduled to face off that day.

After a successful first year, SEC Network will continue to air every First Round and Second Round game in the SEC Softball Championship. The Semifinals will air on ESPNU and the Championship on ESPN.



# 2016 SEC SOFTBALL TV SCHEDULE

Southeastern Conference softball on national television tripled last year with the launch of SEC Network. The 2016, SEC softball television expansion continues with the addition of "Bases Loaded" and an all-softball SEC Network weekend added to the more than 70 games scheduled across ESPN networks.

SEC Network swings into its 50+ game-schedule this spring exclusively airing Softball games March 12-14. The network will feature eight games from four series for the start of conference play over Saturday, Sunday and Monday. The weekend's games are highlighted with a matchup of the 2015 NCAA National Champions, Florida, facing the 2015 SEC Champions, Auburn, in a three-game series.

The network closes out the regular-season with another innovation: a softball "Bases Loaded" show on Sunday, May 8, the final day of games prior to the SEC Tournament. SEC Network's three-hour show will mark the first time the Bases Loaded concept has been used in the softball regular-season. It will swing through the best moments of up to 14 teams scheduled to face off that day.

After a successful first year, SEC Network will continue to air every First Round and Second Round game in the SEC Softball Championship. The Semifinals will air on ESPNU and the Championship on ESPN. SEC Network's on-site studio plans for the tournament will be announced closer to the event's date.

Date	Time (ET)	Game	Network
Sun, March 06	3:30 p.m.	Georgia State at Auburn	SEC Network
Tue, March 08	8:30 p.m.	Samford at Alabama	SEC Network
Sat, March 12	1 p.m.	Kentucky at South Carolina	SEC Network
Sat, March 12	3:30 p.m.	Arkansas at Tennessee	SEC Network
Sat, March 12	6 p.m.	Alabama at LSU	SEC Network
Sat, March 12	8:30 p.m.	Florida at Auburn	SEC Network
Sun, March 13	1 p.m.	Kentucky at South Carolina	SEC Network
Sun, March 13	3 p.m.	Alabama at LSU	SEC Network
Sun, March 13	5 p.m.	Florida at Auburn	SEC Network
Mon, March 14	7 p.m.	Florida at Auburn	SEC Network
Wed, March 16	7 p.m.	Louisiana-Monroe at Ole Miss	SEC Network
Fri, March 18	7 p.m.	Tennessee at Florida	ESPNU
Sat, March 19	noon	Tennessee at Florida	SEC Network
Sun, March 20	4 p.m.	Tennessee at Florida	SEC Network
Sun, March 20	7 p.m.	Georgia at South Carolina	SEC Network
Mon, March 21	7 p.m.	Georgia at South Carolina	SEC Network
Wed, March 23	7 p.m.	Central Arkansas at Mississippi State	SEC Network
Sat, March 26	noon	Florida at LSU	ESPN2
Sat, March 26	1 p.m.	Kentucky at Arkansas	SEC Network
Sun, March 27	7 p.m.	Missouri at Alabama	SEC Network
Mon, March 28	7 p.m.	Missouri at Alabama	SEC Network

Date	Time (ET)	Game	Network
Wed, March 30	7 p.m.	UAB at Mississippi State	SEC Network
Sat, April 02	noon	Alabama at Florida	ESPNU
Sat, April 02	6 p.m.	Arkansas at Texas A&M	SEC Network
Sun, April 03	4:30 p.m.	Arkansas at Texas A&M	SEC Network
Sun, April 03	7 p.m.	Ole Miss at Mississippi State	ESPNU
Mon, April 04	7 p.m.	Ole Miss at Mississippi State	SEC Network
Wed, April 06	7 p.m.	North Carolina at Georgia	SEC Network
Sat, April 09	noon	Texas A&M at Tennessee	ESPNU
Sat, April 09	6 p.m.	Kentucky at LSU	ESPN2
Sat, April 09	7:30 p.m.	Georgia at Missouri	ESPNU
Sun, April 10	7 p.m.	Kentucky at LSU	SEC Network



# 2016 SEC SOFTBALL TV SCHEDULE

Date	Time (ET)	Game	Network
Mon, April 11	7 p.m.	Kentucky at LSU	SEC Network
Wed, April 13	7 p.m.	Florida State at Florida	SEC Network
Sat, April 16	1 p.m.	Tennessee at Georgia	ESPN2
Sat, April 16	8 p.m.	LSU at Mississippi State	SEC Network
Sun, April 17	2 p.m.	Ole Miss at South Carolina	SEC Network
Sun, April 17	4:30 p.m.	LSU at Mississippi State	SEC Network
Sun, April 17	7 p.m.	Tennessee at Georgia	SEC Network
Mon, April 18	7 p.m.	Tennessee at Georgia	SEC Network
Wed, April 20	7 p.m.	Oklahoma at Arkansas	SEC Network
Sat, April 23	2 p.m.	Georgia at Auburn	ESPNU
Sat, April 23	6 p.m.	Kentucky at Alabama	SEC Network
Sat, April 23	8 p.m.	Arkansas at Ole Miss	SEC Network
Sun, April 24	5 p.m.	Mississippi State at Florida	SEC Network
Sun, April 24	7 p.m.	Texas A&M at Missouri	SEC Network
Mon, April 25	7 p.m.	Texas A&M at Missouri	SEC Network
Wed, April 27	7 p.m.	UAB at Ole Miss	SEC Network
Sat, April 30	noon	Alabama at South Carolina	SEC Network
Sat, April 30	2 p.m.	Florida at Texas A&M	SEC Network
Sat, April 30	4:30 p.m.	Missouri at Mississippi State	SEC Network
Sat, April 30	7 p.m.	LSU at Arkansas	ESPNU
Sat, April 30	8 p.m.	Auburn at Tennessee	ESPN2
Sun, May 01	4:30 p.m.	Missouri at Mississippi State	SEC Network
Sun, May 01	7 p.m.	Auburn at Tennessee	ESPNU
Mon, May 02	7 p.m.	Auburn at Tennessee	SEC Network
Sat, May 07	noon	Georgia at Alabama	ESPN2
Sat, May 07	1 p.m.	Tennessee at Ole Miss	SEC Network
Sat, May 07	1 p.m.	Texas A&M at Auburn	ESPNU
Sat, May 07	3 p.m.	South Carolina at Missouri	ESPNU
Sun, May 08	1 p.m.	Bases Loaded	SEC Network

Date	Time (ET)	Game	Network
Wed, May 11	noon	SEC Softball Tournament: First Round	SEC Network
Wed, May 11	2:30 p.m.	SEC Softball Tournament: First Round	SEC Network
Wed, May 11	5 p.m.	SEC Softball Tournament: First Round	SEC Network
Wed, May 11	7:30 p.m.	SEC Softball Tournament: First Round	SEC Network
Thu, May 12	noon	SEC Softball Tournament: Second Round	SEC Network
Thu, May 12	2:30 p.m.	SEC Softball Tournament: Second Round	SEC Network
Thu, May 12	5 p.m.	SEC Softball Tournament: Second Round	SEC Network
Thu, May 12	7:30 p.m.	SEC Softball Tournament: Second Round	SEC Network
Fri, May 13	3 p.m.	SEC Softball Tournament: Semifinal	ESPNU
Fri, May 13	5:30 p.m.	SEC Softball Tournament: Semifinal	ESPNU
Sat, May 14	5 p.m.	SEC Softball Championship Game	ESPN



# SEC SOFTBALL PRESEASON

## 2016 SEC SOFTBALL PRESEASON TEAM ANNOUNCED

**BIRMINGHAM, Ala.** — The Southeastern Conference unveiled its ninth annual Preseason All-SEC Team to highlight the upcoming season of SEC softball.

Auburn and Florida led all schools with three selections each. Alabama and LSU have two representatives apiece on the squad, while Georgia, Kentucky, South Carolina and Tennessee each had one player named to the team.

Making their third consecutive appearance on the preseason team are Alabama's Haylie McCleney, Auburn's Emily Carosone and Florida's Kelsey

Stewart. Kasey Cooper of Auburn, Alex Hugo of Georgia and Bianka Bell of LSU all appeared on last season's preseason team.

The Preseason All-SEC Softball Team is voted on by the league's head coaches and consists of a minimum of 14 players. Each SEC head coach voted for five infielders, four outfielders, three pitchers, one catcher and one designated player/utility. No ties were broken.

In a class-by-class breakdown, the 2016 team consists of 11 seniors, one junior and two sophomores.

PRESEASON ALL-SEC TEAM	POS.	HT.	CL.	HOMETOWN
Emily Carosone, Auburn	IF	Sr.	5-4	Orlando, Fla.
Kasey Cooper, Auburn	IF	Jr.	5-4	Dothan, Ala.
Kelsey Stewart, Florida	IF	Sr.	5-6	Wichita, Kan.
Alex Hugo, Georgia	IF	Sr.	5-8	Olathe, Kan.
Bianka Bell, LSU	IF	Sr.	5-5	Tampa, Fla.
Haylie McCleney, Alabama	OF	Sr.	5-4	Morris, Ala.
Tiffany Howard, Auburn	OF	Sr.	5-5	Pembroke, Ga.
Kirsti Merritt, Florida	OF	Sr.	5-4	Lake Panasoffkee, Fla.
Alaynie Page, South Carolina	OF	Sr.	5-6	Boiling Springs, S.C.
Alexis Osorio, Alabama	P	So.	5-8	Riverside, Calif.
Kelsey Nunley, Kentucky	P	Sr.	5-10	Soddy Daisy, Tenn.
Carley Hoover, LSU	P	So.	6-2	Clemson, S.C.
Aubree Munro, Florida	C	Sr.	5-10	Brea, Calif.
Rainey Gaffin, Tennessee	DP/UT	Sr.	5-10	Thornton, Calif.

## FLORIDA PICKED TO WIN 2016 SEC SOFTBALL TITLE

**BIRMINGHAM, Ala.** — Florida, the two-time defending National Champion, has been chosen to win the 2016 Southeastern Conference softball title after a vote of the 13 SEC head coaches in the annual preseason poll.

The Gators, who received 10 first-place votes, became one of three programs to claim NCAA titles in back-to-back years after winning their second consecutive national championship last season and finished with an overall record of 60-7.

LSU, who advanced to the semifinals of the 2015 Women's College World Series and posted an overall mark of 52-14, earned three first-place votes and is projected to finish second in the SEC. Auburn, the defending SEC champion who made its first appearance at the WCWS and finished the 2015 campaign with an overall record of 56-11, is predicted to finish third in the league standings.

Points for the poll were awarded on a 1-2-3-4-5-6-7-8-9-10-11-12 basis. Coaches were not allowed to vote for their own team. SEC teams begin action on Thursday, Feb. 11. The 2016 SEC Softball Tournament will take place May 11-14 at the MSU Softball Stadium in Starkville, Miss.

**Conference Champion:** Florida (10), LSU (3)

### 2016 SEC SOFTBALL COACHES PREDICTED ORDER OF FINISH:

1. Florida	8. Kentucky
2. LSU	9. Texas A&M
3. Auburn	10. Mississippi State
4. Alabama	11. South Carolina
5. Tennessee	12. Ole Miss
6. Georgia	13. Arkansas
7. Missouri	

## 2015 SEC TOURNAMENT RESULTS

### WEDNESDAY, MAY 6

#### FIRST ROUND

**Game 1:** #7 Missouri 9, #10 Miss. State 0 (6) (SECN)  
**Game 2:** #6 Georgia 11, #11 Ole Miss 0 (5) (SECN)  
**Game 3:** #9 South Carolina 6, #8 Texas A&M 3 (SECN)  
**Game 4:** #5 Tennessee 5, #12 Kentucky 4 (SECN)

### THURSDAY, MAY 7

#### QUARTERFINALS

**Game 5:** #2 Auburn 5, #7 Missouri 2 (SECN)  
**Game 6:** #3 Alabama 2, #6 Georgia 1 (SECN)  
**Game 7:** #1 Florida 10, #9 South Carolina 1 (5) (SECN)  
**Game 8:** #5 Tennessee 7, #4 LSU 5 (SECN)

### FRIDAY, MAY 8

#### SEMIFINALS

**Game 9:** #2 Auburn 7, #3 Alabama 1 (ESPNU)  
**Game 10:** #5 Tennessee 2, #1 Florida 1 (ESPNU)

### SATURDAY, MAY 9

#### CHAMPIONSHIP GAME

**Game 11:** #2 Auburn 6, #5 Tennessee 5 (9) (ESPN)

## 2015 ATTENDANCE FIGURES

### BATON ROUGE, LA.

**Session 1:** 1,532  
**Session 2:** 1,550  
**Session 3:** 1,663  
**Session 4:** 1,973  
**Session 5:** 1,769  
**Session 6:** 1,853  
**Total:** 10,340 Avg: 1,723 per session

# 2016 SEC SOFTBALL TOURNAMENT

2016 SEC Softball Tournament  
 May 11-14 • MSU Softball Stadium • Starkville, Miss.

Wed., May 11      Thurs., May 12      Fri., May 13      Sat., May 14



*All Times Central and subject to change.*

## SEC TOURNAMENT TIE-BREAKER PROCEDURES

The team with the highest percentage of wins during the regular season conference competition will be the No. 1 seed in the SEC Softball Tournament. The remainder of the tournament field will be seeded 2-12 based on the conference winning percentage. Ties shall be broken in the following manner:

**1. Two-Team Tie:** The following procedure will be used in the following order until the tie is broken:

- Won-lost record of head-to-head competition between the tied teams.
- Won-lost record of the two teams versus the highest seeded common opponent.
- Fewest runs allowed in head to head competition. If head to head competition between two tied teams did not occur, then fewest runs allowed against all common opponents.
- Fewest runs allowed versus all opponents.
- Coin flip by the Commissioner.

**2. Three-Team Tie (or more):** If three or more tied teams have three different records against each other, they shall be seeded in best percentage order. Otherwise, once the tie has been reduced to two teams, the two-team tie breaker procedure shall be utilized. The following procedure will be used in the following order until the tie is broken:

- Total won-loss percentage of games played among the tied teams.
- Won-loss percentage of the tied teams versus the highest seed common opponent.
- Fewest runs allowed in head to head competition. If head to head competition between the tied teams did not occur, then fewest runs allowed against all common opponents.
- Fewest runs allowed versus all opponents.
- If three or more teams are still tied, the Commissioner will conduct a draw.

# SEC TOURNAMENT RESULTS

## 1997: Columbus, Ga.

Day 1: [5] Florida 6, Alabama 2; [6] Auburn 2, [3] Tennessee 0; [1] South Carolina 6, Florida 1; Auburn 4, [2] LSU 2. Day 2: Florida 2, Tennessee 1; LSU 4, Alabama 2; South Carolina 9, Auburn 0; Florida 4, LSU 3; Florida 7, Auburn 5. Day 3: Finals - South Carolina 6, Florida 0

**CHAMPION: South Carolina**

## 1998: Columbus, Ga.

Day 1: [3] Alabama 2, [6] Tennessee 1; [2] LSU 2, [7] Arkansas 1; [5] South Carolina 2, [4] Mississippi State 0; [1] Florida 3, [8] Georgia 1; Tennessee 2, Arkansas 1; Mississippi State 3, Georgia 2. Day 2: Alabama 5, LSU 3 (10); Florida 1, South Carolina 0; LSU 8, Tennessee 1; Mississippi State 3, South Carolina 0; LSU 8, Alabama 4; Mississippi State 1, Florida 0. Day 3: Semifinals - Alabama 8, LSU 1; Mississippi State 1, Florida 0; Finals - Alabama 5, Mississippi State 4 (9)

**CHAMPION: Alabama**

## 1999: Columbus, Ga.

Day 1: [6] Mississippi State 6, [3] Alabama 3; [2] Tennessee 11, [7] Florida 3; [5] Arkansas 4, [4] South Carolina 1; [1] LSU 8, [8] Georgia 0. Day 2: Alabama 4, Florida 1; South Carolina 4, Georgia 0; Tennessee 4, Mississippi State 2; LSU 10, Arkansas 0. Day 3: Arkansas 3, Alabama 2; Mississippi State 2, South Carolina 1; Arkansas 3, Tennessee 2; LSU 2, Mississippi State 0. Day 4: Arkansas 3, Tennessee 1; Finals - LSU 4, Arkansas 3

**CHAMPION: LSU**

## 2000: Columbus, Ga.

Day 1: [3] Alabama 1, [6] Florida 0; [7] South Carolina 2, [2] Kentucky 1; [4] Arkansas 2, [5] Mississippi State 1; [1] LSU 8, [8] Auburn 0. Day 2: Florida 2, Kentucky 0; Mississippi State 9, Auburn 3; South Carolina 4, Alabama 1; LSU 2, Arkansas 0. Day 3: Arkansas 2, Florida 1; Alabama 4, Mississippi State 3; Arkansas 3, South Carolina 1; LSU 5, Alabama 2. Day 4: South Carolina 2, Arkansas 1; Finals - South Carolina 1, LSU 0 (8)

**CHAMPION: South Carolina**

## 2001: Chattanooga, Tenn.

Day 1: [3] Alabama 2, [6] Arkansas 0; [2] South Carolina 5, [7] Kentucky 1; [4] Mississippi State 1, [5] Florida 0; [1] LSU 6, [8] Auburn 0. Day 2: Arkansas 1, Kentucky 0; Auburn 4, Florida 1; South Carolina 2, Alabama 0 (9); LSU 2, Mississippi State 1. Day 3: Arkansas 7, Mississippi State 2; Auburn 5, Alabama 3; South Carolina 1, Arkansas 0 (9); LSU 4, Auburn 1. Day 4: Finals - LSU 1, South Carolina 0

**CHAMPION: LSU**

## 2002: Chattanooga, Tenn.

Day 1: [3] Alabama 2, [6] Arkansas 1; [2] South Carolina 11, [7] Mississippi State 5; [4] Georgia 4, [5] Auburn 3; [1] LSU 5, [8] Florida 0. Day 2: Mississippi State 5, Arkansas 1; Auburn 7, Florida 1; South Carolina 6, Alabama 4; LSU 2, Georgia 1. Day 3: Georgia 7, Mississippi State 1; Alabama 5, Auburn 4; Georgia 6, South Carolina 5; LSU 6, Alabama 2. Day 4: Georgia 4, South Carolina 3; Finals: LSU 1, Georgia 0

**CHAMPION: LSU**

## 2003: Plant City, Fla.

Day 1: [3] LSU 1, [6] Tennessee 0 (9); [2] Alabama 4, [7] Auburn 0; [5] Florida 6, [4] South Carolina 2; [1] 3, [8] Mississippi State 0. Day 2: Tennessee 4, Auburn 3 (9); South Carolina 2, Mississippi State 1; Alabama 2, LSU 1; Florida 1, Georgia 0. Day 3: Tennessee 5, Georgia 3 (8); LSU 5, South Carolina 1; Alabama 3, Tennessee 2 (8); LSU 1, Florida 0. Day 4: LSU 3, Florida 1; Finals - Alabama 3, LSU 1

**CHAMPION: Alabama**

## 2004: Tuscaloosa, Ala.

Day 1: [7] Mississippi State 8, [2] Tennessee 2; [3] Georgia 7, [6] Florida 1; [1] LSU 2, [8] South Carolina 0; [5] Alabama 7, [4] Auburn 1. Day 2: Tennessee 7, Florida 5; Auburn 2, South Carolina 0, ; Georgia 11, Mississippi State 2; LSU 2, Alabama 1. Day 3: Tennessee 1, Alabama 0; Auburn 4, Mississippi State 3; Georgia 4, Tennessee 0; Auburn 2, LSU 1. Day 4: LSU 1, Auburn 0; Finals - LSU 4, Georgia 1

**CHAMPION: LSU**

## 2005: Gainesville, Fla.

Day 1: [3] Auburn 8, [6] South Carolina 0; [2] Alabama 5, [7] Mississippi State 0; [1] Georgia 2, [8] LSU 1; [4] Tennessee 4, [5] Florida 0. Day 2: Mississippi State 4, South Carolina 1; LSU 9, Florida 0, ; Alabama 9, Auburn 5; Georgia 5, Tennessee 3. Day 3: Tennessee 3; Tennessee 3, Mississippi State 0; Auburn 4, LSU 3; Tennessee 3, Alabama 1; Georgia 7, Auburn 3. Day 4: Alabama 3, Tennessee 0; Finals - Alabama 2, Georgia 0

**CHAMPION: Alabama**

## 2006: Athens, Ga.

Day 1: [4] Tennessee 6, [5] Florida 0; [1] Alabama 6, [8] Ole Miss 0; [2] Georgia 2, [7] Arkansas 0; [3] LSU 4, [6] Auburn 1. Day 2: [4] Tennessee 2, [1] Alabama 1; [3] LSU 5, [2] Georgia 0. Day 3: [4] Tennessee 3, [3] LSU 0

**CHAMPION: Tennessee**

# SEC TOURNAMENT RESULTS

## 2007: Auburn, Ala.

Day 1: [3] Alabama 3, [6] Georgia 0 (9); [2] LSU 2, [7] South Carolina 1 (10); [4] Florida 3, [5] Mississippi State 0; [1] Tennessee 6, [8] Ole Miss 0. Day 2: [2] LSU 4, [3] Alabama 1; [4] Florida 1, [1] Tennessee 0. Day 3: [2] LSU 1, [4] Florida 0.

**CHAMPION: LSU**

## 2008: Baton Rouge, La.

Day 1: [4] Tennessee 5, [5] Georgia 2; [1] Florida 1, [8] Ole Miss 0; [2] Alabama 1, [7] Mississippi State 0; [3] LSU 4, [6] Auburn 0. Day 2: [1] Florida 6, [4] Tennessee 1; [2] Alabama 7, [3] LSU 4. Day 3: [1] Florida 4, [2] Alabama 1

**CHAMPION: Florida**

## 2009: Knoxville, Tenn.

Day 1: [6] Kentucky 2, [3] Georgia 0; [2] Alabama 8, [7] Arkansas 0 (5); [1] Florida 3, [8] Auburn, 0; [5] Tennessee 6, [4] LSU 5. Day 2: [2] Alabama 2, [6] Kentucky 1 (8); [1] Florida 11, [5] Tennessee 3 (5). Final - [1] Florida 8, [2] Alabama 5

**CHAMPION: Florida**

## 2010: Fayetteville, Ark.

Day 1: [3] LSU 2, [6] Kentucky 1; [2] Florida 9, [7] Auburn 1 (5); [5] Tennessee 6, [4] Georgia 4; [1] Alabama 9, [8] Arkansas 0 (5). Day 2: [3] LSU 9, [2] Florida 1; [1] Alabama 4, [5] Tennessee 3. Final: [1] Alabama 5, [3] LSU 4

**CHAMPION: Alabama**

## 2011: Oxford, Miss.

Day 1: [3] Tennessee 4, [6] Kentucky 1; [7] Auburn 6, [2] Florida 2; [5] Georgia 9, [4] LSU 0 (8); [1] Alabama 5, [8] Mississippi State 1. Day 2: [3] Tennessee 2, [7] Auburn 1; [5] Georgia 4, [1] Alabama 2. Final: [3] Tennessee 6, [5] Georgia 5 (8)

**CHAMPION: Tennessee**

## 2012: Tuscaloosa, Ala.

Day 1: [3] Florida 1, [6] LSU 0; [2] Tennessee 2, [7] Auburn 1; [4] Georgia 6, [5] Kentucky 4; [1] Alabama 5, [8] Mississippi State 2. Day 2: [3] Florida 2, [2] Tennessee 1 (8); [1] Alabama 1, [4] Georgia 0. Final: [1] Alabama 10, [3] Florida 1 (5)

**CHAMPION: Alabama**

## 2013: Lexington, Ky.

Day 1: [8] Alabama 10, [9] Texas A&M 9; [10] South Carolina 6, [7] Kentucky 3. Day 2: [1] Florida 8, [8] Alabama 4; [5] Georgia 7, [4] LSU 0; [3] Missouri 8, [6] Arkansas 0 (5); [2] Tennessee 5, [10] South Carolina 0. Day 3: [1] Florida 9, [5] Georgia 5; [3] Missouri 3, [2] Tennessee 0. Final: [1] Florida 10, [3] Missouri 4

**CHAMPION: Florida**

## 2014: Columbia, S.C.

Day 1: [7] Kentucky 4, [10] South Carolina 3 (9); [9] Auburn 7, [8] South Carolina 5. Day 2: [6] LSU 6, [3] Missouri 0; [7] Kentucky 2, [2] Tennessee 0; [5] Georgia 2, [4] Florida 0 (5); [1] Alabama 8, [9] Auburn 4. Day 3: [7] Kentucky 4, [6] LSU 3 (9); [5] Georgia 5, [1] Alabama 3. Final: [5] Georgia 5, [7] Kentucky 2

**CHAMPION: Georgia**

## 2015: Baton Rouge, La.

Day 1: [7] Missouri 9, [10] Mississippi State 0 (6); [6] Georgia 11, [11] Ole Miss 0 (5); [9] South Carolina 6, [8] Texas A&M 3; [5] Tennessee 5, [12] Kentucky 4. Day 2: [2] Auburn 5, [7] Missouri 2; [3] Alabama 2, [6] Georgia 1; [1] Florida 10, [9] South Carolina 1 (5); [5] Tennessee 7, [4] LSU 5. Day 3: [2] Auburn 7, [3] Alabama 1; [5] Tennessee 2, [1] Florida 1. Final: [2] Auburn 6, [5] Tennessee 5 (9)

**CHAMPION: Auburn**

## SEC TOURNAMENT APPEARANCES

School	Years
Alabama	19 1997-2015
Arkansas	9 1998-2002, 2006, 2009-10, 2013
Auburn	15 1997, 2000-06, 2008-12, 2014-15
Florida	19 1997-2015
Georgia	16 1998-99, 2002-15
Kentucky	9 2000-01, 2009-15
LSU	19 1997-2015
Ole Miss	4 2006-08, 2015
Mississippi State	14 1998-2005, 2007-08, 2011-12, 2014-15
Missouri	3 2013-15
South Carolina	13 1997-2005, 2007, 2013-15
Tennessee	16 1979-99, 2003-15
Texas A&M	2 2013, 2015

# SEC TOURNAMENT RECORDS

## INDIVIDUAL

### BATTING AVERAGE

(Min. 2 AB per game)

Player, School	Avg.	Year
1. Paige Wilson, UG	.833	2012
2. Jenna Stark, AM	.750	2013
Kara Dill, UK	.750	2011
Megan Wiggins, UG	.750	2010
Kelley Montalvo, UA	.750	2006
Kendra McCutcheon, SC	.750	1997
7. Laura Trout, UG	.714	2011
Molly Johnson, UK	.714	2009
9. 13 tied at	.667	

### AT-BATS

Player, School	No.	Year
1. Dana Gulick, AR	22	1999
Karrie Rider, MS	22	1998
3. Danica Howlett, AR	21	1999
Jen Cirigliano, AR	21	1999
Keri McCallum, MS	21	1998
Michelle Gates, MS	21	1998

### RUNS SCORED

Player, School	No.	Year
1. Adrianna Bagetta, SC	7	2002
2. Emily Carosone, AU	6	2015
Megan Geer, UT	6	2015
Ashley Griffin, AU	6	2005
Nicole Barber, UG	6	2002
6. Kayla Braud, UA	5	2012
Jennifer Fenton, UA	5	2012
Aja Paculba, UF	5	2009
Shannon Anderson, AU	5	2002
Kelly Kretschman, UA	5	1998
Jodi Otten, LS	5	1998

### HITS

Player, School	No.	Year
1. Nicole Barber, UG	12	2002
2. Kristi Durant, UT	9	2003
Adrianna Bagetta, SC	9	2002
4. Sarah Fekete, UT	8	2006
Michelle Green, UG	8	2002
Joyce McMillin, SC	8	2000
Ashley Boone, UF	8	1998

### RUNS BATTED IN

Player, School	No.	Year
1. Kaila Hunt, UA	7	2012
Shannon McKeon, UG	7	2004
Aly Sartini, AR	7	1999
Dee Douglas, LS	7	1999
Tara Asbill, LS	7	1998
6. Seven tied at	6	

### DOUBLES

Player, School	No.	Year
1. Rachel Mitchell, LS	3	2007
Michelle Green, UG	3	2002
Joyce McMillin, SC	3	2000
Jen Cirigliano, AR	3	1999
Shaunte Fremin, LS	3	1999
6. 31 tied at	2	

### TRIPLES

Player, School	No.	Year
1. Nicole Barber, UG	2	2002
Dee Douglas, LS	2	1999
3. 27 tied at	1	

### HOME RUNS

Player, School	No.	Year
1. 16 tied at	2	

### WALKS

Player, School	No.	Year
1. Christy Connor, LS	5	2003
Jen Cirigliano, AR	5	1999
Kelly Kretschman, UA	5	1998
4. 14 tied at	4	

### TOTAL BASES

Player, School	No.	Year
1. Nicole Barber, UG	17	2002
2. Carrie Moreman, UA	16	1998
3. Meghan Gregg, UT	14	2015
Christian Stokes, UK	14	2014
Shannon McKeon, UG	14	2004

### STOLEN BASES

Player, School	SB	Year
1. Nicole Barber, UG	5	2002
2. Jennifer Fenton, UA	4	2012
Kayla Braud, UA	4	2010
4. Dee Douglas, LS	3	2000
Kelly Kretschman, UA	3	2000
Dee Douglas, LS	3	1998
Michelle Gates, MS	3	1998

### SACRIFICE HITS

Player, School	No.	Year
1. Jennifer Reach, UA	4	2003
2. Katie Lewis, UG	3	2004
Elisha Humphrey, UT	3	2003
Katie Lewis, UG	3	2002
Brittney Ezell, UA	3	1998
Jennifer Page, AU	3	1997
Bobbie Molyneux, UF	3	1997
Chanda Lee, SC	3	1997

### PITCHING

#### VICTORIES

Player, School	W-L	Year
1. Megan Matthews, SC	4-1	2000
Autumn Anderson, MS	4-2	1998
Chelsey Sakizzie, UF	4-2	1997
4. Chelsea Wilkinson, UG	3-0	2014
Kelsey Nunley, UK	3-0	2014
Ellen Renfroe, UT	3-0	2011
Kelsi Dunne, UA	3-0	2010
Stacey Nelson, UF	3-0	2009
Britni Sneed, LS	3-0	2002
Britni Sneed, LS	3-0	2001
Ashley Lewis, LS	3-0	1999
Penny Cope, UA	3-0	1998
Kristen Keyes, AU	3-1	2004
Kristin Schmidt, LS	3-1	2004
Megan Matthews, SC	3-1	2001
Kristin Schmidt, LS	3-2	2003
Tammy Kincaid, AR	3-2	1999

### EARNED RUN AVERAGE

(Min. 7 inn. pitched)

Player, School	ERA	Year
1. Alexis Osorio, UA	0.00	2015
Ashley Czechner, LS	0.00	2014
Chrissy Owens, UA	0.00	2006
Monica Abbott, UT	0.00	2006
Stephanie VanBrakle, UA	0.00	2003
Ashley Lewis, LS	0.00	2001
Renise Landry, UF	0.00	2000
Ashley Lewis, LS	0.00	2000
Ashley Lewis, LS	0.00	1999
Britni Sneed, LS	0.00	1999
Buffy Walker, UT	0.00	1997

### APPEARANCES

Player, School	No.	Year
1. Tammy Kincaid, AR	6	1999
Autumn Anderson, MS	6	1998
Chelsey Sakizzie, UF	6	1997
4. Kristen Keyes, AU	5	2004
Kristin Schmidt, LS	5	2003
Megan Matthews, SC	5	2000
Rachel Talley, AR	5	1999



# SEC TOURNAMENT RECORDS

Chelsey Sakizzie, UF . . . . .	5	1998
Penny Cope, UA . . . . .	5	1998

Buffy Walker, UT . . . . .	0	1997
9. 15 tied at . . . . .	1	

## COMPLETE GAMES

Player, School	No.	Year
1. Megan Matthews, SC . . . . .	5	2000
Chelsey Sakizzie, UF . . . . .	5	1998
Autumn Anderson, MS . . . . .	5	1998
Chelsey Sakizzie, UF . . . . .	5	1997
5. Kristin Schmidt, LS . . . . .	4	2003
Megan Matthews, SC . . . . .	4	2001
Tammy Kincaid, AR . . . . .	4	1999

## SHUTOUTS

Player, School	No.	Year
1. Autumn Anderson, MS . . . . .	2.5	1998
2. Monica Abbott, UT . . . . .	2.0	2006
Kristin Schmidt, LS . . . . .	2.0	2004
Kristin Schmidt, LS . . . . .	2.0	2003
Megan Matthews, SC . . . . .	2.0	2001
Chelsey Sakizzie, UF . . . . .	2.0	1998
7. Britni Sneed, LS . . . . .	1.5	2002
Britni Sneed, LS . . . . .	1.5	1999
Trinity Johnson, SC . . . . .	1.5	1997

## STRIKEOUTS

Player, School	No.	Year
1. Britni Sneed, LS . . . . .	37	2002
2. Megan Matthews, SC . . . . .	33	2001
3. Kristin Schmidt, LS . . . . .	32	2003
4. Britni Sneed, LS . . . . .	31	2001
5. Chelsey Sakizzie, UF . . . . .	28	1998
6. Erin Gabriel, UT . . . . .	24	2015
7. Chelsea Wilkinson, UG . . . . .	23	2014
Emily Turner, LS . . . . .	23	2006

## INNINGS PITCHED

Player, School	No.	Year
1. Autumn Anderson, MS . . . . .	42.2	1998
2. Chelsey Sakizzie, UF . . . . .	37.2	1997
3. Megan Matthews, SC . . . . .	36.0	2000
4. Kristin Schmidt, LS . . . . .	33.1	2003
5. Megan Matthews, SC . . . . .	32.0	2001

## FEWEST EARNED RUNS ALLOWED

(Min. 7 inn. pitched)

Player, School	No.	Year
1. Alexis Osorio, UA . . . . .	0	2015
Ashley Czechner, LS . . . . .	0	2014
Chrissy Owens, UA . . . . .	0	2006
Monica Abbott, UT . . . . .	0	2006
Stephanie VanBrakle, UA . . . . .	0	2003
Ashley Lewis, LS . . . . .	0	2001
Ashley Lewis, LS . . . . .	0	2000
Ashley Lewis, LS . . . . .	0	1999

## FEWEST HITS ALLOWED

(Min. 7 inn. pitched)

Player, School	No.	Year
1. Alexis Osorio, UA . . . . .	2	2015
Baylee Corbello, LS . . . . .	2	2014
Kelsi Dunne, UA . . . . .	2	2011
Ashley Lewis, LS . . . . .	2	2001
Melissa Bautista, UA . . . . .	2	2000
6. Chrissy Owens, UA . . . . .	3	2006
Stephanie VanBrakle, UA . . . . .	3	2003
8. Marcy Harper, AU . . . . .	4	2015
Ashley Czechner, LS . . . . .	4	2014
Melissa Massey, MS . . . . .	4	2003
Kristin Schmidt, LS . . . . .	4	2002
Renise Landry, UF . . . . .	4	2000
Britni Sneed, LS . . . . .	4	2000

## FEWEST WALKS ALLOWED

(Min. 7 inn. pitched)

Player, School	No.	Year
1. Marcy Harper, AU . . . . .	0	2015
Melanie Henkes, SC . . . . .	0	2003
3. 13 tied at . . . . .	1	

## FIELDING

### PUTOUTS

Player, School	No.	Year
1. Ginger Jones, UA . . . . .	57	1998
2. Jen Cirigliano, AR . . . . .	52	1999

### ASSISTS

Player, School	No.	Year
1. Kelly Kretschman, UA . . . . .	24	1998

### ERRORS

Player, School	No.	Year
1. Andrea Smith, LS . . . . .	4	2006
Elisha Humphrey, UT . . . . .	4	2003
Brittney Ezell, UA . . . . .	4	1998
Kelli Glass, UT . . . . .	4	1998

### DOUBLE PLAYS

Player, School	No.	Year
1. Candice Fode & Tracy Reidhead, UT . . . . .	3	1997

## TEAM

### BATTING AVERAGE

School	Avg.	Year
1. South Carolina . . . . .	.387	1997
2. South Carolina . . . . .	.373	2002
3. Alabama . . . . .	.356	2010
4. Auburn . . . . .	.337	2002
5. Auburn . . . . .	.323	2014

### AT-BATS

School	No.	Year
1. Arkansas . . . . .	166	1999
2. Mississippi State . . . . .	159	1998
Florida . . . . .	159	1997
4. Georgia . . . . .	158	2002
5. Alabama . . . . .	156	1998

### RUNS SCORED

School	No.	Year
1. South Carolina . . . . .	25	2002
2. LSU . . . . .	24	1999
Alabama . . . . .	24	1998
4. Georgia . . . . .	23	2004
5. Florida . . . . .	22	2009
Georgia . . . . .	22	2002
LSU . . . . .	22	1998

### HITS

School	No.	Year
1. South Carolina . . . . .	44	2002
Florida . . . . .	44	1997
3. Alabama . . . . .	42	1998
4. Georgia . . . . .	41	2002
5. Mississippi State . . . . .	39	1998

### RUNS BATTED IN

School	No.	Year
1. South Carolina . . . . .	24	2002
2. Georgia . . . . .	23	2011
3. Florida . . . . .	22	2009
4. LSU . . . . .	21	1998
Alabama . . . . .	21	1998
6. Tennessee . . . . .	20	2011
Georgia . . . . .	20	2004

### DOUBLES

School	No.	Year
1. LSU . . . . .	7	2000
2. LSU . . . . .	6	2007
Georgia . . . . .	6	2004
Tennessee . . . . .	6	2004
South Carolina . . . . .	6	2002
South Carolina . . . . .	6	2000

# SEC TOURNAMENT RECORDS

Mississippi State . . . . .	6	1999
LSU . . . . .	6	1999
Alabama . . . . .	6	1998

## TRIPLES

School	No.	Year
1. Alabama . . . . .	4	1998
2. Florida . . . . .	2	2009
Georgia . . . . .	2	2002
LSU . . . . .	2	2002
LSU . . . . .	2	2000
LSU . . . . .	2	1999
South Carolina . . . . .	2	1997

## HOME RUNS

School	No.	Year
1. Florida . . . . .	6	2009
Alabama . . . . .	6	1998
3. Tennessee . . . . .	5	2015
4. Auburn . . . . .	4	2014
Kentucky . . . . .	4	2014
Alabama . . . . .	4	2010
Georgia . . . . .	4	2004
South Carolina . . . . .	4	2002
South Carolina . . . . .	4	1999

## WALKS

School	No.	Year
1. LSU . . . . .	21	2003
LSU . . . . .	21	2002
3. Kentucky . . . . .	15	2014
4. Tennessee . . . . .	14	2015
Alabama . . . . .	14	1998
6. Auburn . . . . .	13	2015
Alabama . . . . .	13	2012
Alabama . . . . .	13	2010
Alabama . . . . .	13	2004
10. Missouri . . . . .	12	2015

## STRIKEOUTS

School	No.	Year
1. Georgia . . . . .	44	2002
2. Tennessee . . . . .	35	2015
3. Florida . . . . .	33	1997
4. Kentucky . . . . .	29	2014
5. Florida . . . . .	28	2003
LSU . . . . .	28	2003

## STOLEN BASES

School	SB	Year
1. Georgia . . . . .	10	2002
2. Alabama . . . . .	8	2012
3. LSU . . . . .	7	2000
4. Georgia . . . . .	6	2015
Alabama . . . . .	6	2010

Florida . . . . .	6	1997
-------------------	---	------

## SACRIFICE HITS

School	No.	Year
1. Auburn . . . . .	7	2003
Florida . . . . .	7	1997
Florida . . . . .	7	1998
Mississippi State . . . . .	7	1998
5. Six tied at . . . . .	6	

## PITCHING RECORDS

### VICTORIES

School	W-L	Year
1. Alabama . . . . .	4-0	2003
LSU . . . . .	4-0	2002
LSU . . . . .	4-0	2001
LSU . . . . .	4-0	1999
5. LSU . . . . .	4-1	2004
South Carolina . . . . .	4-1	2000
Alabama . . . . .	4-1	1998

### EARNED RUN AVERAGE

School	ERA	Year
1. Alabama . . . . .	0.00	2006
LSU . . . . .	0.00	1999
3. LSU . . . . .	0.88	2014
4. LSU . . . . .	0.25	2001
5. LSU . . . . .	0.26	2000
6. Tennessee . . . . .	0.33	2006
7. South Carolina . . . . .	0.37	1997
8. South Carolina . . . . .	0.44	2001

### COMPLETE GAMES

School	No.	Year
1. LSU . . . . .	5	2003
South Carolina . . . . .	5	2000
Florida . . . . .	5	1998
Mississippi State . . . . .	5	1998
Florida . . . . .	5	1997

### SHUTOUTS

School	No.	Year
1. LSU . . . . .	3.0	1999
Mississippi State . . . . .	3.0	1998
3. Nine tied at . . . . .	2.0	

### INNINGS PITCHED

School	No.	Year
1. Arkansas . . . . .	45.0	1999
2. Mississippi State . . . . .	43.2	1998
3. LSU . . . . .	42.0	2003
4. Georgia . . . . .	41.1	2002
5. Florida . . . . .	41.0	1997

### FEWEST EARNED RUNS ALLOWED

School	No.	Year
1. Alabama . . . . .	0	2010
Alabama . . . . .	0	2006
LSU . . . . .	0	1999
4. 11 tied at . . . . .	1	

### FEWEST HITS ALLOWED

School	No.	Year
1. Arkansas . . . . .	4	2006
2. Missouri . . . . .	5	2015
Georgia . . . . .	5	2015
Florida . . . . .	5	2014
Kentucky . . . . .	5	2010
6. Kentucky . . . . .	6	2015
LSU . . . . .	6	2014
Georgia . . . . .	6	2010
9. Tennessee . . . . .	7	2014
South Carolina . . . . .	7	1997

### FEWEST WALKS ALLOWED

School	No.	Year
1. Arkansas . . . . .	0	2006
2. South Carolina . . . . .	1	2000
South Carolina . . . . .	1	1999
Tennessee . . . . .	1	1997
5. Eight at . . . . .	2	

# SEC TOURNAMENT RECORDS

## SEC TOURNAMENT SINGLE-GAME RECORDS

### INDIVIDUAL

#### BATTING

Runs Scored: . . . . .3 – 9 times. Last: Kirsten Shortridge, LSU vs. Florida (5/14/10)  
RBI: . . . . .5 – 2 times. Last: Amber Garza, Texas A&M vs. Alabama (5/8/13)  
Hits: . . . . .4 – 8 times. Last: Emily Carosone, Auburn vs. Tennessee (5/9/15)  
Doubles: . . . . .2 – 6 times. Last: Megan Wiggins, Georgia vs. Tennessee (5/13/10)  
Triples: . . . . .2 – Dee Douglas, LSU vs. Georgia (5/13/99)  
Home Runs: . . . . .2 – Jessica Spigner, Tennessee vs. Georgia (5/14/11)  
Walks: . . . . .3 – Kate Jaspers, Mississippi State vs. South Carolina (5/9/02)  
Stolen Bases: . . . . .3 – 2 times. Last: Jennifer Fenton, Alabama vs. Mississippi State (5/10/12)  
Strikeouts: . . . . .3 – 23 times. Last: Brannndi Melero, Auburn vs. Tennessee (5/9/15)  
Sacrifice Hits: . . . . .3 – Katie Lewis, Georgia vs. Mississippi State (5/14/04)  
Sacrifice Flies: . . . . .2 – 2 times. Last: Janell Wheaton, Florida vs. South Carolina (5/7/15)  
Hits in Consecutive At-Bats: . . . . .7 – Kristi Durant, Tennessee (5/9-10/03)  
Games Played: . . . . .6 – 4 times

#### PITCHING

Innings Pitched: . . . . .10 – 5 Times. Last: Dani Hofer, LSU vs. South Carolina (5/10/07)  
Strikeouts: . . . . .14 – 2 Times. Last: Kristin Schmidt, LSU vs. South Carolina (5/13/04)  
Most Hits Allowed: . . . . .13 – Jamie Rassmussen, Auburn vs. LSU (5/11/00)  
Fewest Hits Allowed: . . . . .0 – Trinity Johnson/Nikki Beers, South Carolina vs. Auburn (5/10/97)  
Most Walks Allowed: . . . . .8 – Christie Hamilton, Georgia vs. Tennessee (5/8/08)  
Hit Batters: . . . . .8 – Kelsey Nunley, Kentucky vs. Mississippi St. (5/7/14)  
Appearances: . . . . .6 – Chelsey Sakizzie, UF (1997)  
Games Started: . . . . .5 – 4 Times. Last: Kristin Schmidt, LSU (2004)  
Consecutive Scoreless Innings: . . . . .20 – Megan Matthews, USC (2000-2001)

### TEAM

#### GENERAL

Consecutive Wins: . . . . .9 – LSU (2001-2003)  
Games Played: . . . . .6 – Florida (1997), Miss. State (1998); Arkansas (1999), Georgia (2002); LSU (2003)  
Longest Game (Innings): . . . . .10 – Alabama 5, LSU 3 (5/9/98); Arkansas 3, Tennessee 2 (5/15/99)  
LSU 4, Arkansas 3 (5/16/99); LSU 2, South Carolina 1 (5/10/07)  
Longest Game (Time): . . . . .3:22 – Auburn 6, Tennessee 5 (9 inn.) (5/9/15)

#### HITTING

Runs Scored: . . . . .11 – South Carolina vs. Mississippi State (5/9/02); LSU vs. Tennessee (5/7/09);  
Florida vs. Tennessee (5/8/09); Georgia vs. Ole Miss (5/6/15)  
RBI: . . . . .11 – Florida vs. Tennessee (5/8/09); Georgia vs. Ole Miss (5/6/15)  
Hits: . . . . .17 – LSU vs. Tennessee (5/7/09)  
Doubles: . . . . .4 – 3 times. Last: Georgia vs. Ole Miss (5/6/15)  
Triples: . . . . .3 – South Carolina vs. Georgia (5/14/99)  
Home Runs: . . . . .4 – 2 times. Last: Georgia vs. Tennessee (5/14/11)  
Walks: . . . . .8 – LSU vs. Tennessee (5/7/15)  
Stolen Bases: . . . . .8 – LSU vs. Tennessee (5/7/09)  
Strikeouts: . . . . .14 – Georgia vs. LSU (5/12/02)  
Sacrifice Hits: . . . . .5 – Auburn vs. Tennessee (5/9/03)

#### PITCHING

Innings Pitched: . . . . .10.0 – 5 times. Last: LSU vs. South Carolina (5/10/07)  
Strikeouts: . . . . .14 – LSU vs. Georgia (5/10/01)  
Hits Allowed: . . . . .17 – LSU vs. Tennessee (5/7/09)  
Walks Allowed: . . . . .8 – Four times -Last: LSU vs. Alabama (5/9/08)  
Hit Batters: . . . . .8 – Kentucky vs. Mississippi St. (5/7/14)

#### FIELDING

Putouts: . . . . .30 – 3 times. Last: LSU vs. South Carolina (5/10/07)  
Assists: . . . . .19 – Arkansas vs. Tennessee (5/13/99)  
Errors: . . . . .6 – 2 times. Florida vs. LSU (5/13/05)  
Double Plays: . . . . .3 – LSU vs. South Carolina (5/10/03)

# SEC ALL-TOURNAMENT TEAM

## 1997

Trinity Johnson, South Carolina (P) [MVP]; Ashley Camp, Auburn (C); Brenda Espinoza, Auburn (P); Kristin Sandler, Florida (OF); Tyra Perry, LSU (OF); Sky Brown, South Carolina (3B); Carrie Lyons, South Carolina (DP/UTL); Kendra McCutcheon, South Carolina (SS); Tina Plew, South Carolina (OF); Kim Schultze, South Carolina (2B); Leanna Troesh, South Carolina (1B).

## 1998

Autumn Anderson, Mississippi State (P) [MVP]; Chelsey Sakizzie, Florida (P); Carrie Moreman, Alabama (C); Leanna Troesh, South Carolina (1B) Jodi Otten, LSU (2B); Michelle Gates, Mississippi State (3B); Karrie Rider, Mississippi State (SS); Kierstin Arntsen, Alabama (OF); Dee Douglas, LSU (OF); Jennifer Lutsi, Florida (OF); Nichole Henry, Mississippi State (DP/UTL).

## 1999

Tammy Kincaid, Arkansas (P); Ashley Lewis, LSU (P) [MVP]; Keri McCallum, Mississippi State (C); Shaunte Fremin, LSU (1B); Aly Sartini, Arkansas (2B); Amanda Venable, Tennessee (3B); Tara Asbill, LSU (SS); Dee Douglas, LSU (OF); Dana Gulick, Arkansas (OF); Kellie Wilkerson, Mississippi State (OF); Kenyail Norris, Tennessee (DP/UTL).

## 2000

Britni Sneed, LSU; Danica Howlett, Arkansas; Ginger Jones, Alabama; Stephanie Hastings, LSU; Jen Cirigliano, Arkansas; Jenn Mossadeghi, Florida; Joyce McMillin, South Carolina; Jodi Fittro, South Carolina; Dee Douglas, LSU; Ashley Lewis, LSU; Megan Matthews (MVP), South Carolina.

## 2001

Megan Matthews, South Carolina; Michelle Martin, Auburn; Christy Connor, LSU; Debralee Troesh, South Carolina; Tiffany Wolley, Arkansas; Stephanie Hastings, LSU; Kellie Wilkerson, Mississippi State; Megan Donohoo, LSU; Dee Douglas, LSU; Danica Howlett, Arkansas; Britni Sneed (MVP), LSU.

## 2002

Danielle Quinones, South Carolina; Christy Conner, LSU; Suzanne Olcott, Alabama; Samantha Jennings, South Carolina; Amber Curtis, South Carolina; Nicole Barber, Georgia; Trena Peel, LSU; Adrianna Baggetta, South Carolina; Michelle Green, Georgia; Nichole Urban, Georgia; Britni Sneed (MVP), LSU.

## 2003

Kristen Butler, Florida; Christy Conner, LSU; Dominique Accetturo, Alabama; Kristi Durant, Tennessee; Ashley Godfrey, Georgia; Jennifer Nelson, Miss. State; Jodi Fittro, South Carolina; Sarah Fekete, Tennessee; Stephanie VanBrakle, Alabama; Jenny Gladding; Kristin Schmidt (MVP), LSU.

## 2004

Kasi Carroll, Georgia; Shannon McKeon, Georgia; Jackie McClain, Alabama; Megan McAllister, Georgia; Jade Jarvis, Georgia; Lindsey Schutlzler, Tennessee; Iyhia McMichael, Mississippi State; Sara Fekete, Tennessee; Leslie Klein, LSU; Paige Jones, Auburn; SEC Tournament MVP, Kristin Schmidt (MVP), LSU.

## 2005

Jennifer Wright, Alabama; Monica Abbott, Tennessee; Ashley Courtney, Alabama; Stephanie Hill, LSU; Katie Lewis, Georgia; Jessica Doucette, Georgia; Dominique Accetturo, Jackie Wilkins, Alabama; Jordan Praytor, Alabama; Amy Shaw, Auburn; Stephanie VanBrakle; Stephanie VanBrakle (MVP), Alabama.

## 2006

Emily Turner, LSU; Killian Roessner, LSU; Tonya Callahan, Tennessee; Vanessa Soto, LSU; Lauren Delahoussaye, LSU; Lindsay Schutlzler, Tennessee; Sarah Fekete, Tennessee; Brittany Rogers, Alabama; Katherine Card, Tennessee, India Chiles, Tennessee; Monica Abbott (MVP), Tennessee

## 2007

Stacey Nelson, UF; Dani Hofer, LSU; McKenna Hughes, SC; Kellie Eubanks, UA; Kim Waleszonia, UF; Melissa Zick, Florida; Shannon Stein, LSU; Rachel Mitchell, LSU; Leslie Klein, LSU; Lindsay Schutlzler, UT; Tiffany Huff, UT; Dani Hofer (MVP), LSU

## 2008

Erinn Webb, Tennessee; Tonya Callahan, Tennessee; Shannon Stein, LSU; Quinlan Duhon, LSU; Charlotte Morgan, Alabama; Whitney Larsen, Alabama; Kelsi Dunne, Alabama; Ali Gardiner, Florida; Francesca Enea, Florida; Mary Ratliff, Florida; Stacey Nelson, Florida (MVP)

## 2009

Molly Johnson, Kentucky; Rachel Riley, Kentucky; Erinn Webb, Tennessee; Jen Lapicki, Tennessee; Charlotte Morgan, Alabama; Lauren Parker, Alabama; Ashley Holcombe, Alabama; Aja Paculba, Florida; Kelsey Bruder, Florida; Corrie Brooks, Florida; Kristina Hilberth, Florida (MVP)

## 2010

Megan Bush, Florida; Corrie Brooks, Florida; Kelly Grieve, Tennessee; Ivy Renfroe, Tennessee; Cody Trahan, LSU; Jessica Mouse, LSU; Kirsten Shortridge, LSU; Jennifer Fenton, Alabama; Whitney Larsen, Alabama; Kayla Braud, Alabama; Kelsi Dunne, Alabama (MVP)

## 2011

Angel Bunner, Auburn; Lauren Guzman, Auburn; Whitney Larsen, Alabama; Jennifer Fenton, Alabama; Morgan Montemayor, Georgia; Ashley Razey, Georgia; Megan Wiggins, Georgia; Shelby Burchell, Tennessee; Jessica Spigner, Tennessee; Raven Chavanne, Tennessee; Ellen Renfroe, Tennessee (MVP).

## 2012

Madison Shipman, Tennessee; Raven Chavanne, Tennessee; Paige Wilson, Georgia; Erin Arevalo, Georgia; Sami Fagan, Florida; Lauren Haeger, Florida; Cheyenne Coyle, Florida; Kayla Braud, Alabama; Jennifer Fenton, Alabama; Kaila Hunt, Alabama; Jackie Traina (MVP), Alabama.

## 2013

Paige Wilson, Georgia; Chelsea Wilkinson, Georgia; Raven Chavanne, Tennessee; Lauren Gibson, Tennessee; Chelsea Thomas, Missouri; Kelsea Roth, Missouri; Jenna Marston, Missouri; Taylor Schwartz, Florida; Stephanie Tofft, Florida; Kelsey Stewart, Florida; Kristi Merrit (MVP), Florida

## 2014

Ashley Czechner, LSU; Bailey Landry, LSU; Kallie Case, Alabama, Haylie McCleney, Alabama; Kelsey Nunley, Kentucky; Nikki Sagermann, Kentucky; Christian Stokes, Kentucky; Geri Ann Glasco, Georgia, Alex Hugo, Georgia; Paige Wilson, Georgia; Chelsea Wilkinson (MVP), Georgia

## 2015

Kirsti Merritt, Florida; Kelsey Stewart, Florida; Marisa Runyon, Alabama; Alexis Osorio, Alabama; Meghan Gregg, Tennessee; Megan Geer, Tennessee; Erin Gabriel, Tennessee; Marcy Harper, Auburn; Kasey Cooper, Auburn; Haley Fagan, Auburn; Emily Carosone (MVP), Auburn

# 2016 SCHEDULE

# ALABAMA

## FEBRUARY

12	1-vs. Fordham	1 p.m.
	1-at UCF	5:30 p.m.
13	1-vs. Rutgers	11 a.m.
	1-vs. James Madison	3:30 p.m.
14	1-vs. Liberty	8 a.m.
16	at UAB	6 p.m.
19	2-vs. Miami (Ohio)	9 a.m.
	2-vs. Maryland	11:30 a.m.
20	2-vs. Mercer	9 a.m.
	2-at Georgia State	11:30 a.m.
21	2-vs. Maryland	9 a.m.
24	<b>TROY</b>	<b>5 p.m.</b>
26	<b>3-ARIZONA</b>	<b>6 p.m.</b>
27	<b>3-ARIZONA</b>	<b>1:30 p.m.</b>
	<b>3-MARSHALL</b>	<b>3:30 p.m.</b>
28	<b>3-TENNESSEE</b>	<b>1 p.m.</b>

## MARCH

2	at Jacksonville State	5 p.m.
4	<b>4-LA. MONROE</b>	<b>4 p.m.</b>
	<b>4-NORTH DAKOTA STATE</b>	<b>6 p.m.</b>
5	<b>4-DEPAUL</b>	<b>1:30 p.m.</b>
	<b>4-NORTH DAKOTA STATE</b>	<b>4 p.m.</b>
6	<b>4-LA. MONROE</b>	<b>1:30 p.m.</b>
8	<b>SAMFORD (SEC Network)</b>	<b>7:30 p.m.</b>
11	at LSU*	6 p.m.
12	at LSU* (SEC Network)	5 p.m.
13	at LSU* (SEC Network)	2 p.m.
17	5-at Cal State Fullerton	7:30 p.m.
18	5-vs. Grand Canyon	1 p.m.
	5-vs. New Mexico	3:30 p.m.
19	5-vs. DePaul	12:30 p.m.
	5-vs. Oklahoma	6 p.m.
22	<b>ALCORN STATE</b>	<b>6 p.m.</b>
26	<b>MISSOURI*</b>	<b>2 p.m.</b>
27	<b>MISSOURI* (SEC Network)</b>	<b>6 p.m.</b>
28	<b>MISSOURI* (SEC Network)</b>	<b>6 p.m.</b>

## APRIL

1	at Florida*	5 p.m.
2	at Florida* (ESPN2)	11 a.m.
3	at Florida*	12 p.m.
5	<b>MISSISSIPPI VALLEY STATE</b>	<b>6 p.m.</b>
8	<b>MISSISSIPPI STATE*</b>	<b>6:30 p.m.</b>
9	<b>MISSISSIPPI STATE*</b>	<b>2 p.m.</b>
10	<b>MISSISSIPPI STATE*</b>	<b>1:30 p.m.</b>
12	at Southern Miss	6 p.m.
15	at Texas A&M*	6:30 p.m.
16	at Texas A&M*	3 p.m.
17	at Texas A&M*	1 p.m.
20	<b>SOUTH ALABAMA</b>	<b>6 p.m.</b>
22	<b>KENTUCKY*</b>	<b>6:30 p.m.</b>
23	<b>KENTUCKY* (SEC Network)</b>	<b>5 p.m.</b>
24	<b>KENTUCKY*</b>	<b>1:30 p.m.</b>
29	at South Carolina*	5 p.m.
30	at South Carolina* (SEC Network)	11 a.m.

## MAY

1	at South Carolina*	12 p.m.
6	<b>GEORGIA*</b>	<b>6:30 p.m.</b>
7	<b>GEORGIA* (ESPN2)</b>	<b>11 a.m.</b>
8	<b>GEORGIA*</b>	<b>1:30 p.m.</b>
11-14	at SEC Tournament (Starkville, Miss.)	TBA

\*SEC Game • Home Games in **BOLD CAPS**

1-UCF Classic (Orlando, Fla.); 2-Panther Invitational (Atlanta, Ga.); 3-Easton Bama Bash (Tuscaloosa, Ala.); 4-Easton Crimson Classic (Tuscaloosa, Ala.); 5-Easton Tournament (Fullerton, Calif.)

All times Central and subject to change



TM



# ALABAMA

ALABAMA • ARKANSAS • AUBURN • FLORIDA • GEORGIA • KENTUCKY • LSU • OLE MISS

## University of Alabama Crimson Tide Quick Facts

### GENERAL INFORMATION

**LOCATION:** Tuscaloosa, Ala.  
**FOUNDED:** 1831  
**ENROLLMENT:** 37,100  
**NICKNAME:** Crimson Tide  
**COLORS:** Crimson (PMS 201) & White  
**STADIUM (CAPACITY):** Rhoads Stadium (3,940)  
**DIMENSIONS:** LF – 200; CF – 220; RF – 200  
**LETTERWINNERS RETURNING/LOST:** 12/5  
**POSITION STARTERS RETURNING/LOST:** 7/4  
**PITCHERS RETURNING/LOST:** 2/1  
**NEWCOMERS:** 6  
**2015 RECORD:** 48-15  
**2015 SEC RECORD/FINISH:** 17-7/3rd  
**2015 FINAL RANKINGS:** No. 6 USA Today/NFCA, No. 6 ESPN.com/USA Softball

### MEDIA INFORMATION

**MAILING ADDRESS:** Communications Office, Box 870391, Tuscaloosa, AL 35487  
**OVERNIGHT ADDRESS:** Coleman Coliseum Rm 170, 1201 Coliseum Boulevard, Tuscaloosa, AL 35487  
**COMMUNICATIONS OFFICE PHONE:** (205) 348-6084  
**SOFTBALL CONTACT:** Nathan Sheehan  
**CELL PHONE:** (847) 846-9894  
**EMAIL:** nsheehan@ia.ua.edu  
**FAX:** (205) 348-8841  
**WEBSITE:** www.rolltide.com

### SOFTBALL STAFF

**HEAD COACH:** Patrick Murphy (Northern Iowa, 1988)  
**RECORD AT ALABAMA:** 890-241 (17 years)  
**OVERALL RECORD:** 918-261 (18 years)  
**SOFTBALL OFFICE PHONE:** (205) 348-4455

### TEAM HISTORY

**ALL-TIME RECORD:** 968-288  
**ALL-TIME SEC RECORD:** 394-135  
**SEC CHAMPIONSHIPS:** 5 (2006, 2010-2012, 2014)  
**SEC TOURNAMENT APPEARANCES:** 19 (1997-2015)  
**SEC TOURNAMENT TITLES:** 5 (1998, 2003, 2005, 2010, 2012)  
**SEC TOURNAMENT RECORD:** 35-22  
**NCAA APPEARANCES:** 17 (1999-2015)  
**NCAA SUPER REGIONAL APPEARANCES:** 11 (2005-15)  
**WCWS APPEARANCES:** 10 (2000, 2003, 2005-06, 2008-09, 2011-12, 2014-15)  
**NATIONAL CHAMPIONSHIPS:** 1 (2012)  
**ALL-TIME NCAA RECORD:** 81-36

## PATRICK MURPHY

**Head Coach**  
 Northern Iowa, 1988



### COACHING STAFF



**PATRICK MURPHY**  
 Head Coach



**ALYSON HABETZ**  
 Associate Head Coach



**STEPHANIE VANBRAKLE**  
 Assistant Coach

### ADMINISTRATION



**DR. STUART R. BELL**  
 President



**JAMES KING**  
 Faculty Athletic Representative



**BILL BATTLE**  
 Athletics Director



**MARIE ROBBINS**  
 Senior Woman Administrator



**NATHAN SHEEHAN**  
 Softball SID



## NUMERICAL ROSTER

No.	Name
2	Demi Turner
3	Peyton Grantham
4	Rachel Bobo
5	Chandler Dare
6	Sydney Booker
7	Merris Schroder
8	Haylie McCleney
9	Marisa Runyon
10	Mari Cranek
12	Kallie Case
18	Andrea Hawkins
20	Carrigan Fain
24	Leona Lafaele
25	Madi Moore
27	Alexis Osorio
28	Sydney Littlejohn
34	Caroline Hardy
54	Reagan Dykes

## 2016 ALPHABETICAL ROSTER

No.	Name	Pos.	B/T	Ht.	Cl.	Hometown
4	Rachel Bobo	OF	L/R	5-3	So.	Seabrook, Texas
6	Sydney Booker	IF	R/R	5-7	So.	Madison, Ala.
12	Kallie Case	OF	L/R	5-6	Sr.	Suwanee, Ga.
10	Mari Cranek	OF	L/R	5-5	Fr.	Needville, Texas
5	Chandler Dare	UT	L/R	5-2	Jr.	Tuscaloosa, Ala.
54	Reagan Dykes	C	R/R	5-6	Fr.	Collins, Miss.
20	Carrigan Fain	C	R/R	5-8	So.	Mt. Olive, Ala.
3	Peyton Grantham	IF	R/R	5-5	R-So.	Daphne, Ala.
34	Caroline Hardy	UT	R/R	5-8	Fr.	Vestavia Hills, Ala.
18	Andrea Hawkins	OF	L/R	5-5	Sr.	Bay City, Texas
24	Leona Lafaele	IF	R/R	5-8	Jr.	Sacramento, Calif.
28	Sydney Littlejohn	RHP	R/R	6-0	Jr.	Rusk, Texas
8	Haylie McCleney	OF	L/L	5-4	Sr.	Morris, Ala.
25	Madi Moore	LHP	L/L	5-7	Fr.	Winfield, Ala.
27	Alexis Osorio	RHP	R/R	5-8	So.	Riverside, Calif.
9	Marisa Runyon	IF	L/R	5-10	Jr.	Myrtle Beach, S.C.
7	Merris Schroder	OF	L/R	5-5	Fr.	Houston, Texas
2	Demi Turner	IF	L/R	5-4	So.	Huntsville, Texas



**HAYLIE McCLENEY**  
Senior • OF • Morris, Ala.

Through three seasons at The Capstone, Haylie McCleney is already on the short list as one of the best players in Alabama history. In her freshman season, she burst on the scene with a .465 average, driving in 41 RBI and swiping 30 bases as she earned Second Team All-American honors and was named a Top 25 Finalist for the USA Softball Player of the Year. She proved her debut season was no fluke with an even more impressive sophomore campaign, maintaining her .400-plus average while more than doubling her home run total. As a junior, she hit .436 along with a career-best 47 RBI to earn her second straight First Team All-America honor.



**ALEXIS OSORIO**  
Sophomore • P • Riverside, Calif.

Alexis Osorio quickly earned a reputation as one of the premiere pitchers in the country during her 2015 freshman season. She was named the SEC Freshman of the Year, the Tide's first since Kayla Braud in 2010, and was a top three finalist for the NFCA Freshman of the Year Award. She is the first pitcher at Alabama to earn All-American honors as a freshman since Jaclyn Traina in 2011 and her .166 opposing batting average during the season is the fourth-lowest in program history. She had 15 wins against top 25 opponents, owning a 0.74 ERA with 110 strikeouts in those 15 wins. In conference-only games, she led the SEC in ERA (1.60), opposing batting average (.186), strikeouts (109) and wins (10).





## 2016 SCHEDULE

# ARKANSAS

### FEBRUARY

11	1-at Texas	6 p.m.
12	1-vs. North Dakota State	12 p.m.
13	1-vs. North Dakota State	10 a.m.
	1-at Texas	3:30 p.m.
14	1-vs. North Carolina	9 a.m.
19	2-vs. New Mexico	12:30 p.m.
	2-vs. George Washington	3 p.m.
20	2-vs. Binghamton	11:30 a.m.
	2-vs. Army	2:30 p.m.
21	2-vs. Central Michigan	11 a.m.
<b>27</b>	<b>3-UMKC</b>	<b>12:30 p.m.</b>
	<b>3-DRAKE</b>	<b>3 p.m.</b>
<b>28</b>	<b>3-DRAKE</b>	<b>12:30 p.m.</b>
	<b>3-UMKC</b>	<b>3 p.m.</b>

### MARCH

<b>2</b>	<b>OKLAHOMA STATE</b>	<b>5 p.m.</b>
<b>4</b>	<b>4-BUFFALO</b>	<b>3 p.m.</b>
	<b>4-NORTHERN IOWA</b>	<b>5:30 p.m.</b>
<b>5</b>	<b>4-WRIGHT STATE</b>	<b>3 p.m.</b>
	<b>4-NORTHERN IOWA</b>	<b>5:30 p.m.</b>
<b>6</b>	<b>4-WRIGHT STATE</b>	<b>12:30 p.m.</b>
<b>9</b>	<b>MISSOURI STATE</b>	<b>5 p.m.</b>
11	at Tennessee*	5 p.m.
12	at Tennessee* (SEC Network)	2:30 p.m.
13	at Tennessee*	12:30 p.m.
<b>16</b>	<b>TULSA</b>	<b>5 p.m.</b>
18	5-vs. New Mexico	1 p.m.
	5-vs. UNLV	6 p.m.
19	5-vs. Nebraska	6 p.m.
	5-at Cal State Fullerton	8:30 p.m.
20	5-vs. Grand Canyon	12 p.m.
<b>25</b>	<b>KENTUCKY*</b>	<b>6 p.m.</b>
<b>26</b>	<b>KENTUCKY* (SEC Network)</b>	<b>12 p.m.</b>
<b>27</b>	<b>KENTUCKY*</b>	<b>1 p.m.</b>

### APRIL

1	at Texas A&M*	6:30 p.m.
2	at Texas A&M* (SEC Network)	5 p.m.
3	at Texas A&M* (SEC Network)	3:30 p.m.
6	at Southeast Missouri (DH)	2:30 p.m.
<b>8</b>	<b>SOUTH CAROLINA*</b>	<b>6 p.m.</b>
<b>9</b>	<b>SOUTH CAROLINA*</b>	<b>1 p.m.</b>
<b>10</b>	<b>SOUTH CAROLINA*</b>	<b>1 p.m.</b>
12	at Tulsa	5 p.m.
<b>15</b>	<b>AUBURN*</b>	<b>6 p.m.</b>
<b>16</b>	<b>AUBURN*</b>	<b>1 p.m.</b>
<b>17</b>	<b>AUBURN*</b>	<b>1 p.m.</b>
<b>20</b>	<b>OKLAHOMA (SEC Network)</b>	<b>6 p.m.</b>
22	at Ole Miss*	6 p.m.
23	at Ole Miss* (SEC Network)	7 p.m.
24	at Ole Miss*	1 p.m.
27	at Oklahoma State	6:30 p.m.
<b>29</b>	<b>LSU*</b>	<b>6 p.m.</b>
<b>30</b>	<b>LSU* (ESPNU)</b>	<b>6 p.m.</b>

### MAY

<b>1</b>	<b>LSU*</b>	<b>1 p.m.</b>
6	at Florida*	5 p.m.
7	at Florida*	12 p.m.
8	at Florida*	12 p.m.
11-14	SEC Tournament (Starkville, Miss.)	TBA

\*SEC Game • Home Games in **BOLD CAPS**

1-Texas Classic (Austin, Texas); 2-Mary Nutter Collegiate Classic (Palm Springs, Calif.); 3-Razorback Invitational (Fayetteville, Ark.); 4-Wooo Pig Classic (Fayetteville, Ark.); 5 - Easton Tournament (Fullerton, Calif.)  
All time Central and subject to change





# ARKANSAS

ALABAMA • ARKANSAS • AUBURN • FLORIDA • GEORGIA • KENTUCKY • LSU • OLE MISS

## University of Arkansas Razorback Quick Facts

### GENERAL INFORMATION

**LOCATION:** Fayetteville, Ark.  
**FOUNDED:** 1871  
**ENROLLMENT:** 26,300  
**NICKNAME:** Razorbacks  
**COLORS:** Cardinal and White  
**STADIUM (CAPACITY):** Bogle Park (1,200)  
**DIMENSIONS:** Right/Left Field – 200,  
Center – 220  
**LETTERWINNERS RETURNING/LOST:** 17/9  
**POSITION STARTERS RETURNING/LOST:**  
8/4  
**PITCHERS RETURNING/LOST:** 4/0  
**NEWCOMERS:** 7  
**2015 RECORD:** 16-37  
**2015 SEC RECORD/FINISH:** 1-23/13th

### MEDIA INFORMATION

**MAILING ADDRESS:** 131 Barnhill Arena,  
Fayetteville, AR 72703  
**COMMUNICATIONS OFFICE PHONE:**  
(479) 575-4898  
**SOFTBALL CONTACT:** Zach Lawson  
**OFFICE:** (479) 575-7089  
**CELL:** (479) 595-2358  
**EMAIL:** zlawson@uark.edu  
**FAX:** (479) 575-7481  
**PRESS BOX PHONE:** (479) 575-7256  
**WEBSITE:** ArkansasRazorbacks.com

### SOFTBALL STAFF


**HEAD COACH:** Courtney Deifel (California,  
2003)  
**RECORD AT ARKANSAS:** First Year  
**OVERALL RECORD:** 27-27 (One year)  
**SOFTBALL OFFICE PHONE:** (479) 575-6620  
**SOFTBALL OFFICE FAX:** (479) 575-2766

### TEAM HISTORY

**ALL-TIME RECORD:** 523-634-1 (19 years)  
**ALL-TIME SEC RECORD:** 179-351 (19 years)  
**SEC CHAMPIONSHIPS:** 0  
**SEC TOURNAMENT APPEARANCES:** 9  
(1998-2002, 2006, 2009-10, 2013)  
**SEC TOURNAMENT TITLES:** 0  
**SEC TOURNAMENT RECORD:** 9-14  
**NCAA APPEARANCES:** 6 (2000, 2002, 2008-  
09, 2012-13)  
**NCAA SUPER REGIONAL APPEARANCES:** 0  
**WCWS APPEARANCES:** 0  
**NATIONAL CHAMPIONSHIPS:** 0

## COURTNEY DEIFEL

**Head Coach**  
California,  
2003



### COACHING STAFF



**COURTNEY DEIFEL**  
Head Coach



**BOO DE OLIVEIRA**  
Assistant Coach



**YOLANDA McRAE**  
Assistant Coach

### ADMINISTRATION



**DR. JOSEPH STEINMETZ**  
Chancellor



**DR. SHARON HUNT**  
Faculty Representative



**JEFF LONG**  
Vice Chancellor and AD



**JULIE CROMER PEOPLES**  
Senior Woman Administrator



**ZACH LAWSON**  
Softball SID

## NUMERICAL ROSTER

No.	Name
00	Carley Haizlip
1	Danielle Brochu
2	Jessie Mullen
3	Parker Pocklington
4	Marley Harmon
5	Peyton Carter
6	Tori Cooper
8	Autumn Russell
10	Haydi Bugarin
11	Betina Beringhele
12	Loren Krzysko
13	Grace Moll
14	Stephanie Canfield
15	Rachel Box
17	Madison Yannetti
18	Ashley Diaz
19	Lauren Archuleta
21	Kylie Smith
22	Claire Clark
23	Morgan Felts
24	Shelby Hiers
26	Sydney Wright
27	Haley Meinen
29	Nicole Schroeder
32	Allison Stewart
44	Ileana Aleman

## 2016 ALPHABETICAL ROSTER

No.	Name	Pos.	B/T	Ht.	Cl.	Hometown
44	Ileana Aleman	IF	R/R	5-3	R-Fr.	Pharr, Texas
19	Lauren Archuleta	IF	R/R	5-8	R-Fr.	Rockwall, Texas
11	Betina Beringhele	IF	R/R	5-4	So.	Culver City, Calif.
15	Rachel Box	IF	R/R	5-6	R-So.	White Hall, Ark.
1	Danielle Brochu	RHP	R/R	5-9	Fr.	Lucas, Texas
10	Haydi Bugarin	IF	R/R	5-3	Fr.	San Antonio, Texas
14	Stephanie Canfield	OF	L/R	5-9	Sr.	St. Joseph, Ill.
5	Peyton Carter	RHP	R/R	5-8	Fr.	Paragould, Ark.
22	Claire Clark	OF	R/R	5-11	Sr.	Wynee, Ark.
6	Tori Cooper	OF	L/L	5-5	So.	Nederland, Texas
18	Ashley Diaz	IF	R/R	5-10	Fr.	South El Monte, Calif.
23	Morgan Felts	OF	R/R	5-8	Fr.	Conway, Ark.
00	Carley Haizlip	OF	R/L	5-8	Fr.	Midlothian, Texas
4	Marley Harmon	C	R/R	5-10	Jr.	Kimberling City, Mo.
24	Shelby Hiers	C	R/R	5-7	Jr.	Quitman, Ga.
12	Loren Krzysko	OF	R/R	5-3	R-So.	Barrington, Ill.
27	Haley Meinen	RHP	R/R	5-6	So.	Houston, Texas
13	Grace Moll	RHP	R/R	5-9	Jr.	Shelbyville, Ill.
2	Jessie Mullen	IF	R/R	5-9	So.	Niceville, Fla.
3	Parker Pocklington	IF	R/R	5-4	Jr.	Centralia, Wash.
8	Autumn Russell	OF	R/R	5-7	So.	Greenbriar, Ark.
29	Nicole Schroeder	IF	R/R	5-10	R-Jr.	Yorba Linda, Calif.
21	Kylie Smith	OF	L/L	5-4	R-So.	Manhattan, Kan.
32	Allison Stewart	RHP	R/R	5-11	So.	Olathe, Kan.
26	Sydney Wright	RHP	R/R	5-8	Jr.	Jacksonville, Fla.
17	Madison Yannetti	IF	R/R	5-8	So.	Mesquite, Texas



### STEPHANIE CANFIELD

Senior • OF • St. Joseph, Ill.

Canfield enters the 2016 season as the Razorbacks' top returning hitter having posted a .320 batting average last year, a mark that ranked third on the team. She registered a team-leading 16 stolen bases and was second on the team with 48 hits. The senior outfielder tallied 13 multi-hit games including three straight to close out her 2015 campaign. Canfield enters the year with a .349 career batting average which ranks second in the Arkansas' records book.



### GRACE MOLL

Junior • RHP • Shelbyville, Ill.

Moll made 24 appearances in the circle during her junior campaign including 14 starts. She was second on the team with 67.2 innings pitched. She posted a complete-game victory and notched her 100th career strikeout in game one of a doubleheader against Southeast Missouri (April 29) at Bogle Park. Moll registered 32 strikeouts last year. She made 10 appearances with seven starts during SEC play last year. Moll heads into the 2016 season with 103 career strikeouts and 11 career victories.



# AUBURN

11	<b>APPALACHIAN STATE</b>	6 p.m.
12	<b>1-WESTERN KENTUCKY</b>	5:30 p.m.
13	<b>1-BUTLER</b>	12:30 p.m.
	<b>1-FURMAN</b>	3 p.m.
14	<b>1-APPALACHIAN STATE</b>	1 p.m.
17	at UCF	4:30 p.m.
19	2-vs. Oklahoma State	2:45 p.m.
	2-vs. South Florida	5 p.m.
20	2-vs. James Madison	10:15 a.m.
	2-vs. DePaul	12:45 p.m.
21	2-vs. Fordham	8 a.m.
25	<b>BOSTON COLLEGE</b>	5:30 p.m.
26	<b>3-BOSTON COLLEGE</b>	5:30 p.m.
27	<b>3-ST. JOHN'S</b>	12:30 p.m.
	<b>3-WESTERN ILLINOIS</b>	3 p.m.
28	<b>3-INDIANA STATE</b>	1 p.m.

## MARCH

1	at UAB	6 p.m.
3	<b>MURRAY STATE</b>	5:30 p.m.
4	<b>4-INDIANA</b>	5:30 p.m.
5	<b>4-MURRAY STATE</b>	12:30 p.m.
	<b>4-BRYANT</b>	3 p.m.
6	<b>4-GEORGIA STATE (SEC Network)</b>	2:30 p.m.
9	<b>TENNESSEE STATE (DH)</b>	4 p.m.
12	<b>FLORIDA* (SEC Network)</b>	7:30 p.m.
13	<b>FLORIDA* (SEC Network)</b>	4 p.m.
14	<b>FLORIDA* (SEC Network)</b>	6 p.m.
16	at Samford	5 p.m.
18	at Mississippi State*	6 p.m.
19	at Mississippi State*	2 p.m.
20	at Mississippi State*	2 p.m.
23	at Georgia State	4 p.m.
25	<b>SOUTH CAROLINA*</b>	6 p.m.
26	<b>SOUTH CAROLINA*</b>	6 p.m.
27	<b>SOUTH CAROLINA*</b>	1 p.m.

## APRIL

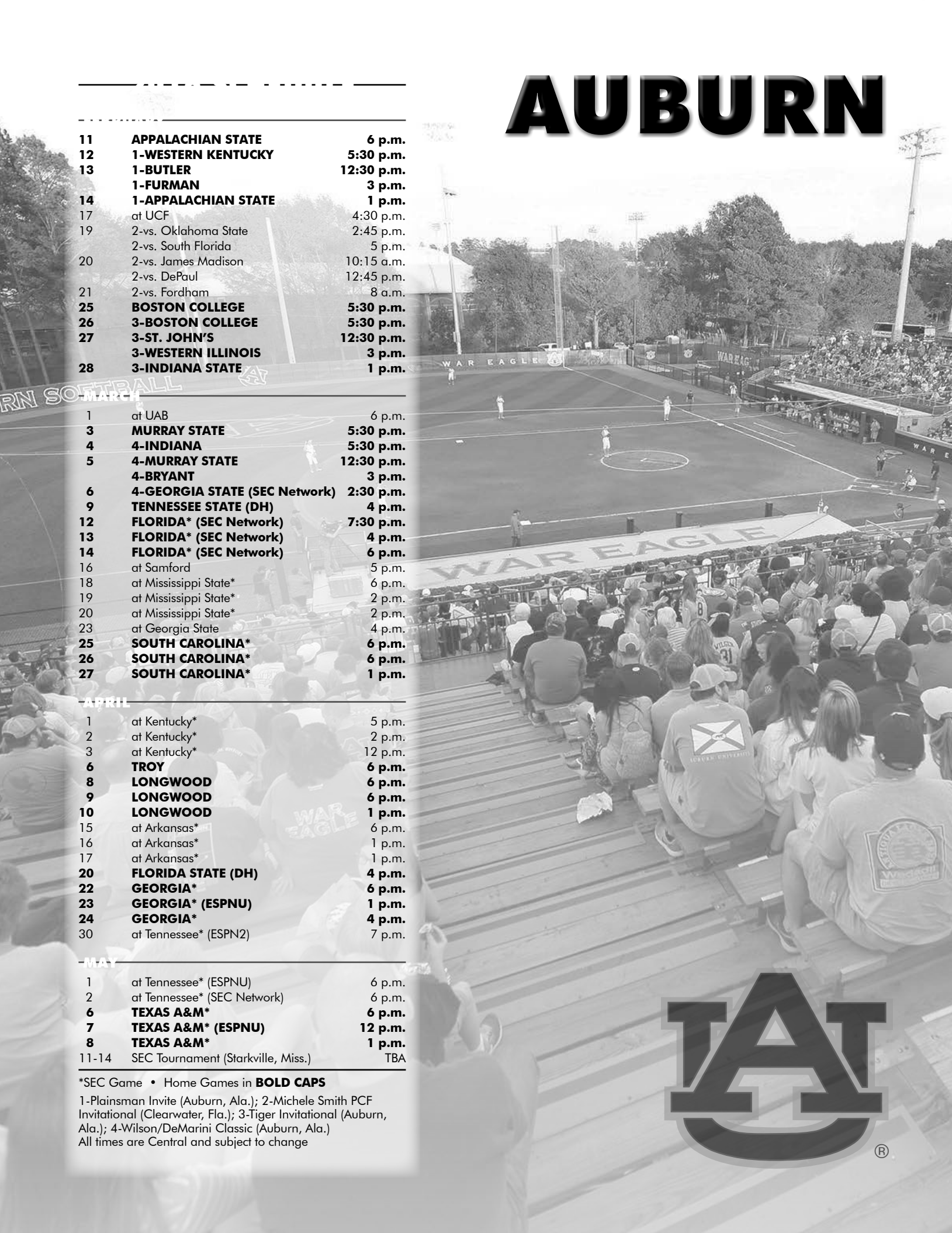
1	at Kentucky*	5 p.m.
2	at Kentucky*	2 p.m.
3	at Kentucky*	12 p.m.
6	<b>TROY</b>	6 p.m.
8	<b>LONGWOOD</b>	6 p.m.
9	<b>LONGWOOD</b>	6 p.m.
10	<b>LONGWOOD</b>	1 p.m.
15	at Arkansas*	6 p.m.
16	at Arkansas*	1 p.m.
17	at Arkansas*	1 p.m.
20	<b>FLORIDA STATE (DH)</b>	4 p.m.
22	<b>GEORGIA*</b>	6 p.m.
23	<b>GEORGIA* (ESPN2)</b>	1 p.m.
24	<b>GEORGIA*</b>	4 p.m.
30	at Tennessee* (ESPN2)	7 p.m.

## MAY

1	at Tennessee* (ESPN2)	6 p.m.
2	at Tennessee* (SEC Network)	6 p.m.
6	<b>TEXAS A&amp;M*</b>	6 p.m.
7	<b>TEXAS A&amp;M* (ESPN2)</b>	12 p.m.
8	<b>TEXAS A&amp;M*</b>	1 p.m.
11-14	SEC Tournament (Starkville, Miss.)	TBA

\*SEC Game • Home Games in **BOLD CAPS**

1-Plainsman Invite (Auburn, Ala.); 2-Michele Smith PCF Invitational (Clearwater, Fla.); 3-Tiger Invitational (Auburn, Ala.); 4-Wilson/DeMarini Classic (Auburn, Ala.)  
All times are Central and subject to change



## Auburn University Tiger Quick Facts

### GENERAL INFORMATION

**LOCATION:** Auburn, Ala.  
**FOUNDED:** 1856  
**ENROLLMENT:** 27,287  
**NICKNAME:** Tigers  
**COLORS:** Burnt Orange and Navy Blue (PMS 172 and 289)  
**STADIUM (CAPACITY):** Jane B. Moore Field (1,500)  
**DIMENSIONS:** LF – 200; CF – 220; RF – 200  
**LETTERWINNERS RETURNING/LOST:** 20/3  
**POSITION STARTERS RETURNING/LOST:** 15/3  
**PITCHERS RETURNING/LOST:** 4/0  
**NEWCOMERS:** 7  
**2015 RECORD:** 56-11  
**2015 SEC RECORD/FINISH:** 18-6/2nd  
**2015 FINAL NATIONAL RANKING:** No. 3 USA Today/NFCA, No. 3 ESPN.com/USA Softball

### MEDIA INFORMATION

**MAILING ADDRESS:** P.O. Box 351, Auburn, AL 36831  
**COMMUNICATIONS OFFICE PHONE:** (334) 844-9800  
**SOFTBALL CONTACT:** John Thomas  
**OFFICE:** (334) 844-9810  
**CELL:** (334) 750-9245  
**EMAIL:** john.thomas@auburn.edu  
**FAX:** (334) 844-9807  
**PRESS BOX PHONE:** (334) 844-5232  
**WEBSITE:** www.auburntigers.com

### SOFTBALL STAFF


**HEAD COACH:** Clint Myers (Arizona State, 1976)  
**RECORD AT AUBURN:** 98-30-1 (2 years)  
**OVERALL RECORD:** 1412-367-1 (29 years)  
**SOFTBALL OFFICE PHONE:** (334) 844-9654  
**SOFTBALL OFFICE FAX:** (334) 844-4208

### TEAM HISTORY

**ALL-TIME RECORD:** 660-488-2  
**ALL-TIME SEC RECORD:** 241-292  
**SEC CHAMPIONSHIPS:** 0  
**SEC TOURNAMENT APPEARANCES:** 15 (1997, 2000-06, 2008-12, 2014-15)  
**SEC TOURNAMENT TITLES:** 1  
**SEC TOURNAMENT RECORD:** 15-21  
**NCAA APPEARANCES:** 11 (2002, 2004-06, 2008-12, 2014-15)  
**NCAA SUPER REGIONAL APPEARANCES:** 1  
**WCWS APPEARANCES:** 1  
**NATIONAL CHAMPIONSHIPS:** 0  
**ALL-TIME NCAA RECORD:** 16-22

## CLINT MYERS

**Head Coach**  
*Arizona State, 1976*



### COACHING STAFF



**CLINT MYERS**  
*Head Coach*



**SCOTT WOODARD**  
*Assistant Coach*



**COREY MYERS**  
*Assistant Coach*

### ADMINISTRATION



**DR. JAY GOGUE**  
*President*



**DR. MARY BOUDREAUX**  
*Faculty Representative*



**JAY JACOBS**  
*Athletics Director*



**MEREDITH JENKINS**  
*Senior Woman Administrator*



**JOHN THOMAS**  
*Softball SID*

## NUMERICAL ROSTER

No.	Name
00	Carlee Wallace
1	Tiffany Howard
2	Haley Fagan
4	Madi Gipson
5	Emily Carosone
6	Blaire Bass
7	Emily Spain
8	Jade Rhodes
9	Madison Dickey
10	Anna Gibbs
11	Casey McCrackin
12	Maria Mitchell
13	Kasey Cooper
14	Kelsey Bogaards
15	Bree Fornis
16	Kaylee Carlson
17	Morgan Podany
19	Rachael Walters
20	Hope Smith
21	Whitney Jordan
22	Marcy Harper
23	Lexi Davis
24	Kendall Veach
27	Victoria Draper
29	Tali Milde
29	Makayla Martin
33	Kimberlee Myers
44	Jenna Abbott
77	Sydne Waldrop
93	Courtney Shea

## 2016 ALPHABETICAL ROSTER

No.	Name	Pos.	B/T	Cl.	Ht.	Hometown
44	Jenna Abbott	P/DP	L/L	Jr.	5-4	Dawsonville, Ga.
6	Blaire Bass	IF	R/R	Fr.	5-4	New Roads, La.
14	Kelsey Bogaards	IF	R/R	Sr.	5-7	Miami, Fla.
16	Kaylee Carlson	RHP	R/R	So.	5-10	Garden Grove, Calif.
5	Emily Carosone	IF	L/R	Sr.	5-4	Orlando, Fla.
13	Kasey Cooper	IF	L/R	Jr.	5-4	Dothan, Ala.
23	Lexi Davis	RHP	R/R	Sr.	6-2	Charlotte, N.C.
9	Madison Dickey	IF/C	L/R	R-Sr.	5-6	Hoover, Ala.
27	Victoria Draper	OF	L/R	R-So.	5-6	Moulton, Ala.
2	Haley Fagan	IF	R/R	R-Jr.	5-10	Dunnellon, Fla.
15	Bree Fornis	OF	R/R	Fr.	5-4	Tuscaloosa, Ala.
10	Anna Gibbs	C	R/R	R-Jr.	5-7	Camden, Ala.
4	Madi Gipson	IF	R/R	R-So.	5-6	Hoover, Ala.
22	Marcy Harper	RHP	R/R	Sr.	5-6	Hoover, Ala.
1	Tiffany Howard	OF	L/R	Sr.	5-5	Pembroke, Ga.
21	Whitney Jordan	IF	R/R	So.	5-10	Athens, Ala.
29	Makayla Martin	RHP	L/R	Fr.	5-11	San Diego, Calif.
11	Casey McCrackin	UT	R/R	Fr.	5-9	Contonment, Fla.
29	Tali Milde	IF	R/R	Fr.	5-9	Douglasville, Ga.
12	Maria Mitchell	OF/C	R/R	Sr.	6-0	Opelika, Ala.
33	Kimberlee Myers	IF	R/R	Jr.	5-6	Casa Grande, Ariz.
17	Morgan Podany	OF	R/R	Fr.	5-4	Ponte Vedra, Fla.
8	Jade Rhodes	1B	R/R	Sr.	5-10	Sarasota, Fla.
93	Courtney Shea	C	L/R	So.	5-10	Mountain Brook, Ala.
20	Hope Smith	OF	L/R	Fr.	5-7	Madison, Fla.
7	Emily Spain	IF	L/R	So.	5-4	Pelham, Ala.
24	Kendall Veach	IF	R/R	Fr.	5-9	Selma, Ala.
77	Sydne Waldrop	OF	L/R	Jr.	5-3	Springville, Ala.
00	Carlee Wallace	C	R/R	So.	5-2	Alpine, Calif.
19	Rachael Walters	LHP	L/L	Sr.	5-9	Powhatan, Va.



**EMILY CAROSONE**  
Senior • IF • Orlando, Fla.

After a banner year of 67 games played, all at second base, Carosone batted a team-best .436 in 2015 with 85 hits, 88 runs, 18 home runs and 80 RBI, en route to an NFCA First-Team All-American selection. It was her second-straight year being named an all-american as she was also named an NFCA All-Southeast Region first teamer and All-SEC first teamer. Her 88 runs set a new Auburn single-season record and was the second-most in a season by an SEC player. She also set the new Auburn single-season record for RBI and five of her 18 home runs were grand slams. Carosone scored the winning run of the SEC Tournament championship game, giving Auburn its first SEC Tournament title. Carosone was named MVP of the tournament going 6-for-9, four coming in the title game.



**KASEY COOPER**  
Junior • IF • Dothan, Ala.

Cooper has turned in two of arguably the best seasons by an Auburn player in school history, hitting a combined .404 with 149 hits, 141 RBI and 36 home runs. The junior already ranks the Auburn all-time top-ten in runs (8th), home runs (T-4th) and RBI (6th). In 2015, alone, Cooper hit .391 with 75 hits, 18 home runs and 64 RBI, equaling her freshman year home run total. The Dothan, Ala.-native was named an NFCA First Team All-American, making her the first Auburn player ever to be named an All-American in her first two collegiate seasons. Along with her on-the-field accolades, Cooper was also named a CoSIDA Academic All-American after garnering a 4.0 GPA in mechanical engineering.





## 2016 SCHEDULE

### FEBRUARY

12	1-vs. Illinois State	6:45 p.m.
13	1-vs. Michigan	11:45 a.m.
14	1-vs. Virginia Tech	1:30 p.m.
	1-at USF	4 p.m.
<b>17</b>	<b>JACKSONVILLE (DH)</b>	<b>6 p.m.</b>
19	2-vs. UAB	3:30 p.m.
	2-vs. Stephen F. Austin	5:45 p.m.
20	2-vs. Omaha	1:15 p.m.
	2-vs. Elon	3:30 p.m.
21	2-vs. Jacksonville State	12:15 p.m.
25	3-vs. UCLA	8:30 p.m.
	3-vs. NC State	11 p.m.
26	3-vs. Washington	6 p.m.
	3-vs. Nebraska	8:30 p.m.
27	3-vs. Utah	12:30 p.m.

### MARCH

<b>3</b>	<b>4-ILLINOIS STATE</b>	<b>6 p.m.</b>
<b>4</b>	<b>4-FIU</b>	<b>6 p.m.</b>
<b>5</b>	<b>4-SOUTH ALABAMA</b>	<b>12 p.m.</b>
	<b>4-FIU</b>	<b>2:15 p.m.</b>
<b>6</b>	<b>4-ILLINOIS STATE</b>	<b>11:15 a.m.</b>
	<b>4-FLORIDA A&amp;M</b>	<b>1:30 p.m.</b>
<b>9</b>	<b>SOUTH DAKOTA (DH)</b>	<b>4 p.m.</b>
12	at Auburn* (SEC Network)	8:30 p.m.
13	at Auburn* (SEC Network)	5 p.m.
14	at Auburn* (SEC Network)	7 p.m.
<b>16</b>	<b>WINTHROP</b>	<b>6 p.m.</b>
<b>18</b>	<b>TENNESSEE* (ESPNU)</b>	<b>7 p.m.</b>
<b>19</b>	<b>TENNESSEE* (SEC Network)</b>	<b>12 p.m.</b>
<b>20</b>	<b>TENNESSEE* (SEC Network)</b>	<b>4 p.m.</b>
25	at LSU* (DH)	5 p.m.
26	at LSU* (ESPN2)	12 p.m.

<b>1</b>	<b>ALABAMA*</b>	<b>6 p.m.</b>
<b>2</b>	<b>ALABAMA* (ESPNU)</b>	<b>12 p.m.</b>
<b>3</b>	<b>ALABAMA*</b>	<b>1 p.m.</b>
6	at UCF	6 p.m.
8	at Ole Miss*	7 p.m.
9	at Ole Miss*	7 p.m.
10	at Ole Miss*	2 p.m.
<b>13</b>	<b>FLORIDA STATE (SEC Network)</b>	<b>7 p.m.</b>
<b>16</b>	<b>LA.-LAFAYETTE (DH)</b>	<b>1 p.m.</b>
<b>17</b>	<b>LA.-LAFAYETTE</b>	<b>1 p.m.</b>
<b>20</b>	<b>USF</b>	<b>6 p.m.</b>
<b>22</b>	<b>MISSISSIPPI STATE*</b>	<b>6 p.m.</b>
<b>23</b>	<b>MISSISSIPPI STATE*</b>	<b>1 p.m.</b>
<b>24</b>	<b>MISSISSIPPI STATE* (SEC Network)</b>	<b>5 p.m.</b>
29	at Texas A&M*	7:30 p.m.
30	at Texas A&M* (SEC Network)	2 p.m.


### MAY

1	at Texas A&M*	12:30 p.m.
4	at Florida State	6 p.m.
<b>6</b>	<b>ARKANSAS*</b>	<b>6 p.m.</b>
<b>7</b>	<b>ARKANSAS*</b>	<b>1 p.m.</b>
<b>8</b>	<b>ARKANSAS*</b>	<b>1 p.m.</b>
11-14	SEC Tournament (Starkville, Miss.)	TBA

\*SEC Game • Home Games in **BOLD CAPS**


1-USF Wilson-DeMarini Tournament (Tampa, Fla.);  
 2-Diamond 9 Tournament (Orlando, Fla.); 3-Mary Nutter Collegiate Classic (Palm Springs, Calif.); 4-Aquafina Invitational (Gainesville, Fla.)  
 All times Eastern and subject to change

# FLORIDA



University of Florida  
 Katie Seashole Pressly Stadium

2014 NATIONAL CHAMPIONS





# FLORIDA

ALABAMA • ARKANSAS • AUBURN • **FLORIDA** • GEORGIA • KENTUCKY • LSU • OLE MISS

## University of Florida Gator Quick Facts

### GENERAL INFORMATION

**LOCATION:** Gainesville, Fla.  
**FOUNDED:** 1853  
**ENROLLMENT:** 49,042  
**NICKNAME:** Gators  
**COLORS:** Orange (PMS 172) & Blue (PMS 287)  
**STADIUM (CAPACITY):** Katie Seashole Pressly Stadium (1,200)  
**DIMENSIONS:** LF – 200; CF – 220; RF – 200  
**LETTERWINNERS RETURNING/LOST:** 14/6  
**POSITION STARTERS RETURNING/LOST:** 7/2  
**PITCHERS RETURNING/LOST:** 2/1  
**NEWCOMERS:** 7  
**2015 RECORD:** 60-7  
**2015 SEC RECORD/FINISH:** 18-5/1st  
**2015 FINAL RANKINGS:** No. 1 USA Today/NFCA, No. 1 ESPN.com/USA Softball

### MEDIA RELATIONS

**MAILING ADDRESS:** P.O. Box 14485, Gainesville, FL 32604  
**OVERNIGHT ADDRESS:** 121 Gale Lemerand Dr., Central Receiving, Ben Hill Griffin Stadium, Gainesville, FL 32611  
**COMMUNICATIONS OFFICE PHONE:** (352) 375-4683 ext. 6100  
**SOFTBALL CONTACT:** Will Pantages  
**OFFICE:** (352) 375-4683 x 6120  
**CELL:** (352) 275-3398  
**EMAIL:** willp@gators.ufl.edu  
**FAX:** (352) 375-4809  
**PRESS BOX PHONE:** (352) 375-4683, ext. 5541  
**WEBSITE:** www.floridagators.com

**SOFTBALL OFFICE PHONE:** (352) 375-4683 x 5554

**SOFTBALL OFFICE FAX:** (352) 375-7807

### TEAM HISTORY

**ALL-TIME RECORD:** 913-368  
**ALL-TIME SEC RECORD:** 344-175  
**SEC CHAMPIONSHIPS:** 5 (1998, 2008-09, 2013, 2015)  
**SEC TOURNAMENT APPEARANCES:** 19 (1997-2015)  
**SEC TOURNAMENT TITLES:** 3 (2008, 2009, 2013)  
**SEC TOURNAMENT RECORD:** 23-25  
**NCAA APPEARANCES:** 16 (1998, 2000-01, 2003-15)  
**NCAA SUPER REGIONAL APPEARANCES:** 8 (2007-11, 2013-15)  
**WCWS APPEARANCES:** 7 (2008-11, 2013-15)  
**NATIONAL CHAMPIONSHIPS:** 2  
**ALL-TIME NCAA RECORD:** 69-33

### SOFTBALL STAFF

**HEAD COACH:** Tim Walton (Oklahoma, 1995)  
**RECORD AT FLORIDA:** 552-121 (10 years)  
**OVERALL RECORD:** 675-185 (13 years)

## TIM WALTON

**Head Coach**  
Oklahoma, 1995



### COACHING STAFF



**TIM WALTON**  
Head Coach



**JENNIFER ROCHA**  
Assistant Coach



**SHARONDA McDONALD**  
Assistant Coach

### ADMINISTRATION



**DR. W. KENT FUCHS**  
President



**DR. MICHAEL SAGAS**  
Faculty Athletic Representative



**JEREMY FOLEY**  
Athletics Director



**LYNDA TEALER**  
Senior Woman Administrator



**WILL PANTAGES**  
Softball SID

## NUMERICAL ROSTER

No.	Name
0	Alex Voss
1	Aubree Munro
7	Kelsey Stewart
8	Aleshia Ocasio
11	Kelly Barnhill
12	Taylor Fuller
18	Amanda Lorenz
19	Chelsea Herndon
20	Theresa Swertfager
21	Kayli Kvistad
23	Nicole DeWitt
24	Kirsti Merritt
25	Janell Wheaton
28	Brooke Clemens
33	Delanie Gourley
47	Lily Mann
49	Taylor Schwarz
52	Justine McLean
74	Sophia Reynoso

## 2016 ALPHABETICAL ROSTER

No.	Name	Pos.	Ht.	Cl.	Hometown
11	Kelly Barnhill	RHP	5-7	Fr.	Marietta, Ga.
28	Brooke Clemens	C	5-9	Fr.	Rotonda West, Fla.
23	Nicole DeWitt	UT	5-7	So.	Garden Grove, Calif.
12	Taylor Fuller	UT	5-9	Sr.	Trenton, Fla.
33	Delanie Gourley	LHP	5-4	Jr.	Lakeside, Calif.
19	Chelsea Herndon	OF	5-7	Jr.	Carrollton, Texas
21	Kayli Kvistad	UT	5-8	So.	Lake City, Fla.
18	Amanda Lorenz	OF	5-5	Fr.	Moorpark, Calif.
47	Lily Mann	OF	5-9	Fr.	St. Cloud, Fla.
52	Justine McLean	OF	5-3	Jr.	Rancho Cucamongo, Calif.
24	Kirsti Merritt	OF	5-4	Sr.	Lake Panasoffkee, Fla.
1	Aubree Munro	C	5-10	Sr.	Brea, Calif.
8	Aleshia Ocasio	UT	5-9	So.	St. Cloud, Fla.
74	Sophia Reynoso	IF	5-4	Fr.	Palmdale, Calif.
49	Taylor Schwarz	1B	5-9	Sr.	Palm Beach Gardens, Fla.
7	Kelsey Stewart	IF	5-6	Sr.	Wichita, Kan.
20	Theresa Swertfager	IF	5-4	Fr.	Katonah, N.Y.
0	Alex Voss	IF	5-2	Fr.	Coral Springs, Fla.
25	Janell Wheaton	C/1B	5-7	So.	San Dimas, Calif.



### KIRSTI MERRITT

**Senior • OF • Lake Panasoffkee, Fla.**

A two-time All-Southeast Region outfielder, Kirsti Merritt ranked among the team leaders last season in hitting (fifth), runs (third), hits (third), doubles (second), triples (second), homers (fourth), RBI (third) and steals (second). In addition, Merritt set career bests in hitting (.325), doubles (12), slugging (.568), on-base percentage (.498), putouts (72) and fielding percentage (.987). An on-base machine, Merritt holds the Florida single-season (35, 2015) and career (57) records for getting hit-by-a-pitch.



### KELSEY STEWART

**Senior • IF • Wichita, Kan.**

A two-time First Team All-American, Kelsey Stewart holds UF single-season records for triples (11), stolen bases (36, twice) and attempts (41). In addition, Stewart's .417 career batting average and .476 on-base percentage are the best in program history (minimum 200 at-bats). The Wichita, Kan. native stands first in program history for hits (293), triples (27) and steals (98) after three seasons. Stewart also returns as the reigning SEC Player of the Year after leading the Gators in hitting (.435), runs scored (71), hits (101), doubles (19), triples (11), total bases (148), and stolen bases (26) last season. Stewart has also been a member of the USA Softball Women's National Team the past two summers.



# GEORGIA

12	<b>1-ELON</b>	5:30 p.m.
13	<b>1-WINTHROP</b>	12:30 p.m.
	<b>1-ELON</b>	3 p.m.
14	<b>1-WINTHROP</b>	1 p.m.
19	2-vs. Omaha	11 a.m.
	2-vs. Stetson	1:15 p.m.
20	2-vs. Stephen F. Austin	3:30 p.m.
	2-vs. Jacksonville State	5:45 p.m.
21	2-vs. UAB	12:15 p.m.
25	3-vs. LIU	9 p.m.
	3-vs. Cal Fullerton	11:30 p.m.
26	3-vs. UCLA	3:30 p.m.
27	3-vs. Northwestern	1 p.m.
	3-vs. San Jose State	5:30 p.m.

## MARCH

4	<b>4-WESTERN CAROLINA</b>	3:30 p.m.
	<b>4-JACKSONVILLE</b>	6 p.m.
5	<b>4-MINNESOTA</b>	2:30 p.m.
	<b>4-AUSTIN PEAY</b>	5 p.m.
6	<b>4-MINNESOTA</b>	2:30 p.m.
8	<b>BOSTON COLLEGE</b>	6 p.m.
	at Charleston Southern	2:30 p.m.
11	5-vs. Chattanooga	3:30 p.m.
	5-at College of Charleston	5:30 p.m.
12	5-vs. Charleston Southern	2:30 p.m.
	5-vs. Michigan State	7 p.m.
13	5-vs. Columbia	11 a.m.
16	<b>KENNESAW STATE</b>	6 p.m.
19	at South Carolina*	3 p.m.
20	at South Carolina* (SEC Network)	7 p.m.
21	at South Carolina* (SEC Network)	7 p.m.
23	<b>GEORGIA SOUTHERN</b>	6 p.m.
25	<b>TEXAS A&amp;M*</b>	6 p.m.
26	<b>TEXAS A&amp;M*</b>	2 p.m.
27	<b>TEXAS A&amp;M*</b>	2 p.m.
29	<b>GEORGIA TECH</b>	6 p.m.

## APRIL

1	<b>LSU*</b>	6 p.m.
2	<b>LSU*</b>	2 p.m.
3	<b>LSU*</b>	2 p.m.
6	<b>NORTH CAROLINA (SEC Network)</b>	7 p.m.
8	at Missouri*	7:30 p.m.
9	at Missouri* (ESPNU)	7:30 p.m.
10	at Missouri*	1 p.m.
13	at Georgia Tech	6 p.m.
16	<b>TENNESSEE* (ESPN2)</b>	1 p.m.
17	<b>TENNESSEE* (SEC Network)</b>	7 p.m.
18	<b>TENNESSEE* (SEC Network)</b>	7 p.m.
20	<b>GEORGIA STATE</b>	6 p.m.
22	at Auburn*	7 p.m.
23	at Auburn* (ESPNU)	2 p.m.
24	at Auburn*	5 p.m.
29	<b>OLE MISS*</b>	6 p.m.
30	<b>OLE MISS*</b>	2 p.m.

## MAY

1	<b>OLE MISS*</b>	2 p.m.
6	at Alabama*	7:30 p.m.
7	at Alabama* (ESPN2)	12 p.m.
8	at Alabama*	2:30 p.m.
11-14	SEC Tournament (Starkville, Miss.)	TBA

\*SEC Game • Home Games in **BOLD CAPS**

1-Red and Black Showcase (Athens, Ga.); 2-Disney Citrus Classic (Orlando, Fla.); 3-Mary Nutter Collegiate Classic (Cathedral City, Calif.); 4-Georgia Softball Classic (Athens, Ga.); 5-Holy City Showdown (Charleston, S.C.)  
All times are Eastern and subject to change



## University of Georgia Bulldogs Quick Facts

### GENERAL INFORMATION

**LOCATION:** Athens, Ga.  
**FOUNDED:** 1785  
**ENROLLMENT:** 34,538  
**NICKNAME:** Bulldogs  
**COLORS:** Red and Black  
**STADIUM (CAPACITY):** Jack Turner Softball Stadium (1,400)  
**DIMENSIONS:** LF – 190; CF – 220; RF – 190  
**LETTERWINNERS RETURNING/LOST:** 14/6  
**POSITION STARTERS RETURNING/LOST:** 6/3  
**PITCHERS RETURNING/LOST:** 2/1  
**NEWCOMERS:** 6  
**2015 RECORD:** 44-17  
**2015 SEC RECORD/FINISH:** 14-9/6th  
**2015 FINAL RANKINGS:** No. 12 USA Today/NFCA, No. 13 ESPN.com/USA Softball

### MEDIA INFORMATION

**MAILING ADDRESS:** P.O. Box 1472, Athens, GA 30603-1472  
**OVERNIGHT ADDRESS:** Butts-Mehre Building, 1 Selig Circle, Room 312, Athens, GA 30603-4368  
**SPORTS COMMUNICATIONS OFFICE PHONE:** (706) 542-1621  
**SOFTBALL CONTACT:** Whitney Tarpay  
**OFFICE:** (706) 542-7965  
**CELL PHONE:** (615) 430-1495  
**EMAIL:** wtarpay@sports.uga.edu  
**FAX:** (706) 542-9339  
**PRESS BOX PHONE:** (706) 425-3362  
**WEBSITE:** www.georgiadogs.com

**SOFTBALL OFFICE PHONE:** (706) 425-3350  
**SOFTBALL OFFICE FAX:** (706) 425-3144

### TEAM HISTORY

**ALL-TIME RECORD:** 846-390  
**ALL-TIME SEC RECORD:** 298-221  
**SEC CHAMPIONSHIPS:** 2 (2003, 2005)  
**SEC TOURNAMENT APPEARANCES:** 15 (1998-99, 2002-15)  
**SEC TOURNAMENT TITLES:** 1  
**SEC TOURNAMENT RECORD:** 20-20  
**NCAA APPEARANCES:** 14 (2002-15)  
**NCAA SUPER REGIONAL APPEARANCES:** 8 (2005, 2008-12, 2014-15)  
**WCWS APPEARANCES:** 2 (2009, 2010)  
**NATIONAL CHAMPIONSHIPS:** 0  
**ALL-TIME NCAA RECORD:** 54-30

### SOFTBALL STAFF

**HEAD COACH:** Lu Harris-Champer (Western Illinois, 1989)  
**RECORD AT GEORGIA:** 731-265 (15 years)  
**OVERALL RECORD:** 940-329-1 (18 years)

## LU HARRIS-CHAMPER

**Head Coach**  
 Western Illinois,  
 1989



### COACHING STAFF



**LU HARRIS-CHAMPER**  
 Head Coach



**TONY BALDWIN**  
 Assistant Coach



**RACHELE FICO**  
 Assistant Coach

### ADMINISTRATION



**JERE W. MOREHEAD**  
 President



**DAVID SHIPLEY**  
 Faculty Representative



**GREG MCGARITY**  
 Athletics Director



**DR. CARLA WILLIAMS**  
 Senior Woman Administrator



**WHITNEY TARPAY**  
 Softball SID

## NUMERICAL ROSTER

No.	Name
1	Cortni Emanuel
3	Samantha LaZear
6	Sydni Emanuel
8	Alyssa DiCarlo
10	Katie Collins
11	Kaylee Pauiloa
12	Chaycie Goggins
14	Lindsey Miles
15	Kayleigh Medlin
16	Alex Hugo
17	Maeve McGuire
18	Brittany Gray
20	Chelsea Wilkinson
21	Bekah Farris
23	Brea Dickey
25	Lacey Sumerlin
32	Tina Iosefa
35	Katie Browne
42	Kylie Bass

## 2016 ALPHABETICAL ROSTER

No.	Name	Pos.	B/T	Ht.	Cl.	Hometown
42	Kylie Bass	P/IF	L/L	5-0	Fr.	Gray, Ga.
35	Katie Browne	C	R/R	5-11	Sr.	Zachary, La.
10	Katie Collins	C	R/R	5-7	So.	Collins, Ga.
8	Alyssa DiCarlo	IF	R/R	5-9	Fr.	Glendale, Ariz.
23	Brea Dickey	OF	L/R	5-5	Fr.	Lawrenceville, Ga.
1	Cortni Emanuel	IF	L/L	5-4	So.	Missouri City, Texas
6	Sydni Emanuel	OF	L/R	5-5	Jr.	Missouri City, Texas
21	Bekah Farris	P	R/R	5-7	Jr.	Marietta, Ga.
12	Chaycie Goggins	OF	R/R	5-7	So.	Atlanta, Ga.
18	Brittany Gray	P/UT	R/R	5-11	So.	Greenwood, Ind.
16	Alex Hugo	IF/C	L/R	5-8	Sr.	Olathe, Kan.
32	Tina Iosefa	C/IF	R/R	5-8	Sr.	Lynwood, Calif.
3	Samantha LaZear	OF	L/R	5-9	Sr.	Comer, Ga.
17	Maeve McGuire	UT	L/L	5-8	Jr.	Downers Grove, Ill.
15	Kayleigh Medlin	IF	R/R	5-11	Jr.	Bremen, Ga.
14	Lindsey Miles	OF	R/R	5-4	Jr.	Jefferson, Ga.
11	Kaylee Pauiloa	1B/OF	L/L	5-8	Sr.	Buena Park, Calif.
25	Lacey Sumerlin	IF	R/R	5-10	Fr.	Mobile, Ala.
20	Chelsea Wilkinson	P	R/R	5-8	Jr.	Taylorsville, N.C.



**ALEX HUGO**  
Senior • IF/C • Olathe, Kan.

Last season, Alex Hugo led the league and was 12th in the nation with 22 home runs while slugging a league-best .898 percentage. A NFCA All-American honoree, Hugo notched 73 RBI, putting her fourth in the SEC and 10th in the NCAA in that category. Sporting a .498 on-base percentage for 2015, the two-time First-Team All-SEC selection led the team with 39 walks—11 intentional—during the season while drawing 15 of those—seven intentional—during league action. In 67 at-bats against SEC opponents, Hugo only struck out three times. Entering her senior year, the Kansas native will look to grow onto her 122 hits, 120 runs and 47 home runs that she has tallied during her two-year career at Georgia.



**CHELSEA WILKINSON**  
Senior • RHP • Taylorsville, N.C.

A NFCA All-American, NFCA All-Region and All-SEC honoree during her career at Georgia, Chelsea Wilkinson finishes our her collegiate campaign in 2016 as the Bulldogs top pitcher. In 2015, Wilkinson concluded the season with a 28-11 mark after throwing 266 strikeouts in 242.2 innings pitched. The North Carolina native ranked first in the league in strikeouts and innings pitched while top 10 in victories, opponent batting average (.190) and shutouts (14). Ranking in the top 25 nationally in many pitching statistics, Wilkinson notched Georgia's eighth perfect game in school history while combining for two other no-hit contests. For her career, Wilkinson holds a 2.42 ERA with 677 strikeouts in 607.1 innings of work.





## 2016 SCHEDULE

# KENTUCKY

### FEBRUARY

12	1-vs. Notre Dame	8 p.m.
	1-vs. Oregon State	11:15 p.m.
13	1-vs. Oregon	5:30 p.m.
14	1-vs. New Mexico	6:45 p.m.
15	1-vs. Utah	3:30 p.m.
	1-at Arizona State	6 p.m.
18	2-vs. San Diego	6:30 p.m.
	2-at San Diego State	9 p.m.
19	2-vs. California	5 p.m.
20	2-vs. South Dakota	12 p.m.
	2-vs. Texas Tech	2:30 p.m.
26	3-vs. Lipscomb	11:30 a.m.
	3-vs. Miami (Ohio)	1:30 p.m.
27	3-vs. Eastern Illinois	11 a.m.
	3-at Chattanooga	4 p.m.
28	3-vs. Evansville	11 a.m.

### MARCH

4	4-vs. Albany	11 a.m.
	4-vs. Lehigh	1 p.m.
5	4-vs. Charlotte	1 p.m.
	4-at Winthrop	5 p.m.
6	4-at Winthrop	10 a.m.
<b>9</b>	<b>INDIANA</b>	<b>6 p.m.</b>
11	at South Carolina*	6 p.m.
12	at South Carolina* (SEC Network)	1 p.m.
13	at South Carolina* (SEC Network)	1 p.m.
16	at Marshall	4 p.m.
<b>18</b>	<b>OLE MISS*</b>	<b>6 p.m.</b>
<b>19</b>	<b>OLE MISS*</b>	<b>3 p.m.</b>
<b>20</b>	<b>OLE MISS*</b>	<b>1 p.m.</b>
<b>22</b>	<b>NORTHERN KENTUCKY (DH)</b>	<b>3 p.m.</b>
<b>23</b>	<b>MURRAY STATE</b>	<b>5 p.m.</b>
25	at Arkansas*	7 p.m.
26	at Arkansas* (SEC Network)	1 p.m.
27	at Arkansas*	2 p.m.
29	at Ohio (DH)	3 p.m.

### APRIL

<b>1</b>	<b>AUBURN*</b>	<b>6 p.m.</b>
<b>2</b>	<b>AUBURN*</b>	<b>3 p.m.</b>
<b>3</b>	<b>AUBURN*</b>	<b>1 p.m.</b>
<b>6</b>	<b>LOUISVILLE</b>	<b>5:30 p.m.</b>
9	at LSU* (ESPN2)	6 p.m.
10	at LSU* (SEC Network)	7 p.m.
11	at LSU* (SEC Network)	7 p.m.
<b>13</b>	<b>EASTERN KENTUCKY</b>	<b>6 p.m.</b>
<b>15</b>	<b>MISSOURI*</b>	<b>6 p.m.</b>
<b>16</b>	<b>MISSOURI*</b>	<b>3 p.m.</b>
<b>17</b>	<b>MISSOURI*</b>	<b>1 p.m.</b>
20	at Western Kentucky	6 p.m.
22	at Alabama*	7:30 p.m.
23	at Alabama* (SEC Network)	6 p.m.
24	at Alabama*	2:30 p.m.
27	at Louisville	6 p.m.

### MAY

<b>6</b>	<b>MISSISSIPPI STATE*</b>	<b>6 p.m.</b>
<b>7</b>	<b>MISSISSIPPI STATE*</b>	<b>3 p.m.</b>
<b>8</b>	<b>MISSISSIPPI STATE*</b>	<b>1 p.m.</b>
11-14	SEC Tournament (Starkville, Miss.)	TBA

\*SEC Game • Home Games in **BOLD CAPS**

1-Kajikawa Invitational (Tempe, Ariz.); 2-Campbell/Cartier Classic (San Diego, Calif.); 3-Chattanooga Classic (Chattanooga, Tenn.); 4-Winthrop Invitational (Rock Hill, S.C.)

All times Eastern and subject to change



## University of Kentucky Wildcats Quick Facts

### GENERAL INFORMATION

**LOCATION:** Lexington, Ky.  
**FOUNDED:** 1865  
**ENROLLMENT:** 28,928  
**NICKNAME:** Wildcats  
**COLORS:** Blue and White  
**STADIUM (CAPACITY):** John Cropp Stadium (1,500)  
**DIMENSIONS:** LF – 200; CF – 220; RF – 200  
**LETTERWINNERS RETURNING/LOST:** 14/3  
**POSITION STARTERS RETURNING/LOST:** 10/3  
**PITCHERS RETURNING/LOST:** 4/0  
**NEWCOMERS:** 8  
**2015 RECORD:** 32-26  
**2015 SEC RECORD/FINISH:** 5-19/12th  
**2015 FINAL RANKING:** No. 17 USA Today/NFCA, No. 17 ESPN.com/USA Softball

### MEDIA INFORMATION

**MAILING ADDRESS:** Joe Craft Center, 338 Lexington Ave., Lexington, KY 40506-0604  
**COMMUNICATIONS OFFICE PHONE:** (859) 257-3838  
**SOFTBALL CONTACT:** Chris Shoals  
**OFFICE:** (859) 257-8437  
**CELL:** (513) 312-2489  
**EMAIL:** cmsh223@uky.edu  
**FAX:** (859) 323-4310  
**PRESS BOX PHONE:** (859) 257-9403  
**WEBSITE:** www.ukathletics.com

### SOFTBALL STAFF

**HEAD COACH:** Rachel Lawson (UMass, 1994)  
**RECORD AT KENTUCKY:** 276-199 (9 years)  
**OVERALL RECORD:** 368-283 (10 years)  
**SOFTBALL OFFICE PHONE:** (859) 257-9037

### TEAM HISTORY

**ALL-TIME RECORD:** 518-604-1  
**ALL-TIME SEC RECORD:** 153-337  
**SEC CHAMPIONSHIPS:** 0  
**SEC TOURNAMENT APPEARANCES:** 8 (2000-01, 2009-15)  
**SEC TOURNAMENT TITLES:** 0  
**SEC TOURNAMENT RECORD:** 4-11  
**NCAA APPEARANCES:** 7 (2009-15)  
**NCAA SUPER REGIONAL APPEARANCES:** 4 (2011, 2013-15)  
**WCWS APPEARANCES:** 1  
**NATIONAL CHAMPIONSHIPS:** 0  
**ALL-TIME NCAA RECORD:** 20-17

## RACHEL LAWSON

**Head Coach**  
*UMass, 1994*



### COACHING STAFF



**RACHEL LAWSON**  
*Head Coach*



**KRISTINE HIMES**  
*Associate Head Coach*



**MOLLY JOHNSON-BELCHER**  
*Assistant Coach*

### ADMINISTRATION



**DR. ELI CAPILOUTO**  
*President*



**DR. JOSEPH L. FINK III**  
*Faculty Athletic Representative*



**MITCH BARNHART**  
*Athletics Director*



**SANDY BELL**  
*Senior Woman Administrator*



**CHRIS SHOALS**  
*Softball SID*

## NUMERICAL ROSTER

No.	Name
1	Sarah Rainwater
2	Sylver Samuel
3	Shannon Smith
4	Haley Andrus
5	Meagan Prince
6	Jenny Schaper
7	Maisie Steed
8	Erin Rethlake
9	Breanne Ray
10	Christian Stokes
11	Abbey Cheek
19	Kelsee Henson
21	Hannah Huffman
22	Lauren Lewis
23	Katie Reed
24	Madison Kearschner
25	Brooklin Hinz
26	Stephanie Martino
33	Kelsey Nunley
42	Ansley Smith
44	Rachael Metzger
77	Nikki Sagermann

## 2016 ALPHABETICAL ROSTER

No.	Name	Pos.	B/T	Cl.	Hometown
4	Haley Andrus	IF	R/R	So.	Chattanooga, Tenn.
11	Abbey Cheek	UT	R/R	Fr.	Inman, S.C.
19	Kelsee Henson	OF	L/R	Fr.	Paducah, Ky.
25	Brooklin Hinz	OF	R/R	So.	Olathe, Kan.
21	Hannah Huffman	OF	L/R	Fr.	Lebanon, Ohio
24	Madison Kearschner	OF	R/R	Fr.	Louisville, Ky.
22	Lauren Lewis	OF	R/R	Fr.	Chattanooga, Tenn.
26	Stephanie Martino	IF	R/R	Jr.	Glen Gardner, N.J.
44	Rachael Metzger	C	R/R	So.	Bakersfield, Calif.
33	Kelsey Nunley	P	R/R	Sr.	Soddy Daisy, Tenn.
5	Meagan Prince	P	L/L	Jr.	Martin, Tenn.
1	Sarah Rainwater	IF	R/R	Fr.	Nicholasville, Ky.
9	Breanne Ray	OF	L/R	Jr.	Benton, Ky.
23	Katie Reed	IF	L/R	Fr.	St. Louis, Mo.
8	Erin Rethlake	P	L/L	So.	Huntington, Ind.
77	Nikki Sagermann	IF	R/R	Sr.	Buford, Ga.
2	Sylver Samuel	OF	L/L	Sr.	Simpsonville, S.C.
6	Jenny Schaper	C	R/R	Fr.	St. Louis, Mo.
42	Ansley Smith	IF	R/R	Sr.	Newnan, Ga.
3	Shannon Smith	P	R/R	Jr.	Milford, Mass.
7	Maisie Steed	IF	R/R	Sr.	Powder Springs, Ga.
10	Christian Stokes	IF	R/R	Sr.	Chesterfield, S.C.



### KELSEY NUNLEY

Senior • P • Soddy Daisy, Tenn.

Has 606 career Ks to become just the fourth player in school history to post 300-plus Ks in a career ... Has 71 career wins, the most of any Wildcat in program history ... Led the Wildcats to their first-ever Women's College World Series in 2014, throwing every single pitch of the 2014 postseason ... Last season, led the team with a 2.42 ERA in 42 appearances, including picking up 14 wins ... In 2015 recorded 30 starts and 211 innings of action, striking out a career-high 194 batters whilst only allowing a .229 batting average against.



### NIKKI SAGERMANN

Senior • IF • Buford, Ga.

Played in 58 games with a team-best .303 average in 2015 ... Added 11 doubles, eight homers, 23 RBI and a .410 on-base percentage ... UK's best hitter in the regional with a .455 average, adding one double, two homers and three RBI ... Both her home runs in regional play came when UK was down and tied the game ... Had a 10-game hitting streak towards the end of the season that was the longest on the team ... Set a career high in runs scored vs. Georgia Southern with three... Had two hits, including a double and a RBI in the TAMU series.

## 2015 RESULTS

RECORD: 32-26

HOME: 12-9 AWAY: 9-5 NEUTRAL: 11-2 SEC: 5-19

### FEBRUARY

	W/L	SCORE
05 at Florida A&M	W	4-2
07 at #5 Florida State	L	2-3
07 vs Ga. Southern	W	9-0 (6)
08 vs Ga. Southern	W	10-0 (6)
08 at #5 Florida State	W	3-1
13 vs SIU	W	5-2
14 vs IUPUI	W	9-4
14 at Kennesaw	L	8-9
19 vs #10 Arizona	W	5-2
19 vs Long Beach State	W	13-1 (6)
20 vs LIU Brooklyn	W	5-3
20 vs Oregon State	W	6-5
21 vs #3 Oklahoma	L	3-7
21 vs San Diego State	W	5-2
28 at Tennessee Tech	W	5-1
28 at Tennessee Tech	W	10-0 (5)

### MARCH

06 at #20 Texas A&M*	L	0-3 (8)
07 at #20 Texas A&M*	L	3-6
08 at #20 Texas A&M*	W	3-2
11 EASTERN KENTUCKY	W	2-0
14 OHIO	W	7-2
14 OHIO	W	6-4
15 OHIO	W	6-0
17 at Murray State	W	5-2
17 at Murray State	W	1-0
18 INDIANA	W	4-1
20 at #9 Auburn*	L	0-5
21 at #9 Auburn*	L	1-4
21 at #9 Auburn*	L	7-9
27 #1 LSU*	W	3-1
28 #1 LSU*	W	5-2
29 #1 LSU*	L	0-2

### APRIL

01 at Louisville	W	4-0
04 #5 ALABAMA*	W	2-1
04 #5 ALABAMA*	L	3-7
05 #5 ALABAMA*	L	0-2
06 FLORIDA ATLANTIC	W	3-1
06 FLORIDA ATLANTIC	W	7-1
11 at #3 Florida*	L	0-1
12 at #3 Florida*	L	3-6
13 at #3 Florida*	L	0-2
17 SOUTH CAROLINA*	L	4-6
18 SOUTH CAROLINA*	W	2-0
18 SOUTH CAROLINA*	L	6-7 (11)
21 LOUISVILLE	L	0-8 (6)
22 WESTERN KENTUCKY	W	1-0 (9)
24 #14 GEORGIA*	L	0-3
25 #14 GEORGIA*	L	4-6
26 #14 GEORGIA*	L	4-8

### MAY

01 at #12 Tennessee*	L	1-7
02 at #12 Tennessee*	L	5-6
03 at #12 Tennessee*	L	1-4
06 vs #11 Tennessee	L	4-5
15 vs Northwestern	W	5-4
16 vs Ball State	W	5-0
17 at #21 Notre Dame	W	4-3
23 at #1 Florida	L	0-7
24 at #1 Florida	L	0-1

\*SEC Game

## 2015 STATS

(All games Sorted by Batting avg)

Record: 32-26 • Home: 12-9 • Away: 9-15 • Neutral: 11-2 • SEC: 5-19

PLAYER	AVG	GP-GS	AB	R	H	2B	3B	HR	RBI	TB	SLG%	BB	HP	SO	GDP	OB%	SF	SH	SB-ATT	PO	A	E	FLD%	
Nikki Sogermann	.303	58-55	165	35	50	11	0	8	23	85	.515	30	0	16	0	.410	0	1	4-6	47	124	8	.955	
Christian Stokes	.299	58-58	187	34	56	9	1	7	24	88	.471	14	7	47	1	.367	2	1	8-9	72	140	9	.959	
Griffin Joiner	.297	58-58	158	26	47	9	1	11	43	91	.576	36	5	19	0	.440	1	0	3-3	381	21	0	1.000	
Sylvester Samuel	.297	58-53	155	34	46	0	2	0	6	50	.323	9	3	23	0	.345	1	7	20-23	49	5	3	.947	
Maisie Steed	.282	57-55	156	25	44	7	0	7	28	72	.462	14	4	31	1	.356	0	5	9-11	361	15	2	.995	
Breanne Ray	.226	56-45	133	13	30	4	0	6	25	52	.391	8	5	29	0	.291	2	1	0-0	17	1	1	.947	
Brooklin Hinz	.215	55-42	121	10	26	5	0	1	12	34	.281	8	5	34	2	.291	0	1	1-1	16	0	0	1.000	
Kara Howard	.211	58-51	123	14	26	4	0	0	4	30	.244	11	1	24	1	.281	0	6	4-6	39	5	3	.936	
Ansley Smith	.167	58-56	120	14	20	2	1	3	11	33	.275	11	9	34	0	.286	0	9	4-4	85	106	16	.923	
-----																								
Haley Andrus	.500	2-0	2	1	1	0	0	1	2	4	2.000	0	0	0	0	.500	0	0	0-0	2	0	0	1.000	
Rachael Metzger	.206	44-19	68	3	14	2	0	2	6	22	.324	7	1	13	0	.289	0	2	0-0	81	13	1	.989	
Dari Richardson	.188	58-8	32	9	6	0	0	0	1	6	.188	0	0	4	0	.289	0	0	7-12	2	0	2	.500	
Kelsey Nunley	.130	16-11	23	1	3	1	0	0	4	4	.174	5	0	5	0	.286	0	0	0-0	9	42	5	.911	
Erin Rethlake	.115	34-18	52	4	6	2	0	0	4	8	.154	4	1	21	0	.193	0	1	0-0	14	8	1	.957	
Stephanie Marino	.000	2-0	2	0	0	0	0	0	0	0	.000	0	0	2	0	.000	0	0	0-0	0	0	0	.000	
Meagan Prince	.000	1-1	0	0	0	0	0	0	0	0	.000	0	0	0	0	.000	0	0	0-0	2	25	1	.964	
<b>TOTALS</b>	<b>.251</b>	<b>58-58</b>	<b>1497</b>	<b>223</b>	<b>375</b>	<b>56</b>	<b>5</b>	<b>46</b>	<b>193</b>	<b>579</b>	<b>.387</b>	<b>157</b>	<b>41</b>	<b>302</b>	<b>5</b>	<b>.337</b>	<b>6</b>	<b>33</b>	<b>60-75</b>	<b>1178</b>	<b>508</b>	<b>52</b>	<b>.970</b>	
OPPONENTS	.240	58-58	1515	181	364	64	10	28	174	532	.351	150	44	356	7	.325	6	24	11-19	1170	441	64	.962	

LOB - Team (341), Opp (380). DPs turned - Team (15), Opp (22). IBB - Team (3), Joiner 3, Opp (1). Picked off - Hinz, B 1, Samuel, S 1.

(All games Sorted by Earned run avg)

PLAYER	ERA	W-L	APP	GS	CG	SHO	SV	IP	H	R	ER	BB	SO	2B	3B	HR	AB	B/AVG	WP	HP	BK	SFA	SHA	
Kelsey Nunley	2.42	14-16	42	30	17	4/3	5	211.0	186	87	73	66	194	32	7	15	813	.229	0	24	2	4	13	
Meagan Prince	3.43	13-8	27	17	5	1/3	1	104.0	104	55	51	39	86	15	2	5	404	.257	3	11	1	2	6	
-----																								
Erin Rethlake	2.85	4-1	22	4	1	0/2	1	51.2	48	24	21	26	41	13	1	5	197	.244	2	6	1	0	2	
Shannon Smith	3.23	1-1	10	7	0	0/2	0	26.0	26	15	12	19	35	4	0	3	101	.257	0	3	0	0	3	
<b>TOTALS</b>	<b>2.80</b>	<b>32-26</b>	<b>58</b>	<b>58</b>	<b>23</b>	<b>10/5</b>	<b>7</b>	<b>392.2</b>	<b>364</b>	<b>181</b>	<b>157</b>	<b>150</b>	<b>356</b>	<b>64</b>	<b>10</b>	<b>28</b>	<b>1515</b>	<b>.240</b>	<b>5</b>	<b>44</b>	<b>4</b>	<b>6</b>	<b>24</b>	
OPPONENTS	3.19	25-32	58	58	30	10/1	2	390.0	375	223	178	157	302	56	5	46	1497	.251	25	41	4	6	33	

PB - Team (4), Joiner 3, Metzger, R 1, Opp (10). Pickoffs - Team (1), Joiner 1, Opp (2). SBA/ATT - Joiner (11-19), Nunley, K (6-9), Prince, M (2-5), Rethlake, E (3-3), Smith, S (0-2).

(SEC games only Sorted by Batting avg)

Record: 5-19 • Home: 4-8 • Away: 1-11

PLAYER	AVG	GP-GS	AB	R	H	2B	3B	HR	RBI	TB	SLG%	BB	HP	SO	GDP	OB%	SF	SH	SB-ATT	PO	A	E	FLD%	
Griffin Joiner	.302	24-24	63	9	19	2	0	6	11	39	.619	18	2	8	0	.470	0	0	0-0	164	7	0	1.000	
Nikki Sogermann	.270	24-24	63	7	17	4	0	2	5	27	.429	17	0	7	0	.425	0	1	1-1	20	50	4	.946	
Christian Stokes	.259	24-24	81	8	21	5	0	1	4	29	.358	4	3	22	0	.318	0	0	0-0	25	56	5	.942	
Maisie Steed	.225	24-23	71	7	16	2	0	4	13	30	.423	3	0	17	0	.257	0	2	1-1	146	6	0	1.000	
Sylvester Samuel	.224	24-20	49	9	11	0	1	0	1	13	.265	4	1	9	0	.291	1	3	5-6	19	1	2	.909	
Breanne Ray	.188	24-21	64	4	12	2	0	3	8	23	.359	2	2	11	0	.232	1	1	0-0	10	1	1	.917	
Ansley Smith	.143	24-23	49	3	7	2	0	2	5	15	.306	6	2	16	0	.263	0	2	0-0	37	44	5	.942	
Kara Howard	.135	24-22	52	2	7	1	0	0	1	8	.154	4	1	12	0	.211	0	2	1-1	18	2	1	.952	
-----																								
Brooklin Hinz	.209	23-15	43	3	9	2	0	1	5	14	.326	3	4	12	0	.320	0	0	0-0	2	0	0	1.000	
Dari Richardson	.154	22-1	13	2	2	0	0	0	2	154	0	0	1	0	0	.154	0	0	0-2	0	0	0	.000	
Rachael Metzger	.129	19-9	31	1	4	1	0	0	0	5	.161	4	0	7	0	.229	0	2	0-0	30	4	1	.971	
Erin Rethlake	.071	16-9	28	2	2	0	0	0	0	2	.071	2	1	10	0	.161	0	0	0-0	9	4	0	1.000	
Kelsey Nunley	.000	6-5	7	0	0	0	0	0	0	0	.000	1	0	1	0	.125	0	0	0-0	7	17	3	.889	
Meagan Prince	.000	1-1	0	0	0	0	0	0	0	0	.000	0	0	0	0	.000	0	0	0-0	2	10	0	1.000	
<b>TOTALS</b>	<b>.207</b>	<b>24</b>	<b>614</b>	<b>57</b>	<b>127</b>	<b>21</b>	<b>1</b>	<b>19</b>	<b>53</b>	<b>207</b>	<b>.337</b>	<b>68</b>	<b>16</b>	<b>133</b>	<b>0</b>	<b>.301</b>	<b>2</b>	<b>13</b>	<b>8-11</b>	<b>489</b>	<b>202</b>	<b>22</b>	<b>.969</b>	
OPPONENTS	.263	24	649	100	171	34	4	17	99	264	.407	82	24	147	2	.364	5	10	1-4	507	183	14	.980	

LOB - Team (149), Opp (181). DPs turned - Team (7), Opp (8). IBB - Team (3), Joiner 3, Opp (1

# LSU

12	<b>1-OHIO STATE</b>	5 p.m.
	<b>1-NORTH FLORIDA</b>	7:30 p.m.
13	<b>1-UCONN</b>	5 p.m.
	<b>1-PACIFIC</b>	7:30 p.m.
14	<b>1-PACIFIC</b>	11:30 a.m.
19	2-vs. Arizona	5:30 p.m.
	2-vs. Bethune Cookman	10 p.m.
20	2-vs. UC Santa Barbara	5 p.m.
	2-vs. UCF	7:30 p.m.
21	2-vs. UCLA	11 a.m.
24	<b>SOUTH ALABAMA</b>	6 p.m.
26	<b>3-ILLINOIS STATE</b>	6 p.m.
27	<b>3-ILLINOIS STATE</b>	2:30 p.m.
	<b>3-TEXAS TECH</b>	5 p.m.
28	<b>3-TEXAS TECH</b>	12:30 p.m.

## MARCH

1	<b>LA.-MONROE</b>	6 p.m.
4	<b>4-MEMPHIS</b>	5 p.m.
	<b>4-TENNESSEE TECH</b>	7:30 p.m.
5	<b>4-LIBERTY</b>	5 p.m.
	<b>4-LOUISIANA TECH</b>	7:30 p.m.
6	<b>4-TENNESSEE TECH</b>	12 p.m.
8	<b>LONGWOOD (DH)</b>	5 p.m.
11	<b>ALABAMA*</b>	6 p.m.
12	<b>ALABAMA* (SEC Network)</b>	5 p.m.
13	<b>ALABAMA* (SEC Network)</b>	2 p.m.
15	at Louisiana Tech	5 p.m.
18	at Texas A&M*	6:30 p.m.
19	at Texas A&M*	3 p.m.
20	at Texas A&M*	12:30 p.m.
22	<b>NICHOLLS STATE</b>	6 p.m.
25	<b>FLORIDA* (DH)</b>	4 p.m.
26	<b>FLORIDA* (ESPN2)</b>	11 a.m.

## APRIL

1	at Georgia*	5 p.m.
2	at Georgia*	1 p.m.
3	at Georgia*	1 p.m.
6	<b>SOUTHERN MISS</b>	6 p.m.
9	<b>KENTUCKY* (ESPN2)</b>	5 p.m.
10	<b>KENTUCKY* (SEC Network)</b>	6 p.m.
11	<b>KENTUCKY* (SEC Network)</b>	6 p.m.
12	at Southeastern Louisiana	6 p.m.
15	at Mississippi State*	5:30 p.m.
16	at Mississippi State* (SEC Network)	7 p.m.
17	at Mississippi State* (SEC Network)	3:30 p.m.
20	<b>NORTHWESTERN STATE</b>	6 p.m.
22	<b>SOUTH CAROLINA*</b>	6 p.m.
23	<b>SOUTH CAROLINA*</b>	6 p.m.
24	<b>SOUTH CAROLINA*</b>	1 p.m.
26	<b>MCNEESE STATE</b>	6 p.m.
29	at Arkansas*	6 p.m.
30	at Arkansas* (ESPNU)	6 p.m.

## MAY

1	at Arkansas*	1 p.m.
7	<b>WASHINGTON (DH)</b>	4 p.m.
8	<b>WASHINGTON</b>	12 p.m.
11-14	SEC Tournament (Starkville, Miss.)	TBA

\*SEC Game • Home Games in **BOLD CAPS**

1-Tiger Classic (Baton Rouge, La.); 2-Mary Nutter Collegiate Classic (Palm Springs, Calif.); 3-Purple & Gold Challenge (Baton Rouge, La.); 4-LSU Invitational (Baton Rouge, La.)  
All times Central and subject to change

# LSU

## Louisiana State University Tigers Quick Facts

### GENERAL INFORMATION

**LOCATION:** Baton Rouge, La.  
**FOUNDED:** 1860  
**ENROLLMENT:** 29,549  
**NICKNAME:** Tigers or Fighting Tigers  
**COLORS:** Purple & Gold  
**STADIUM (CAPACITY):** Tiger Park (2,489)  
**DIMENSIONS:** 200-210-220-210-200  
**LETTERWINNERS RETURNING/LOST:** 16/7  
**POSITION STARTERS RETURNING/LOST:** 7/1  
**PITCHERS RETURNING/LOST:** 3/1  
**NEWCOMERS:** 7  
**2015 RECORD:** 52-14  
**2015 SEC RECORD/FINISH:** 15-9/T4th  
**2015 FINAL RANKING:** No. 4 USA Today/  
 NFCA, No. 4 ESPN.com/USA Softball

### MEDIA INFORMATION

**MAILING ADDRESS:** LSU Sports Information,  
 Fifth Floor, Athletics Administration Building,  
 Baton Rouge, LA 70803  
**OVERNIGHT ADDRESS:** LSU Sports  
 Information, Fifth Floor, Athletics  
 Administration Building, Nicholson Drive  
 at North Stadium Drive, Baton Rouge, LA  
 70894  
**COMMUNICATIONS OFFICE PHONE:**  
 (225) 578-8226  
**SOFTBALL CONTACT:** Clyde Verdin  
**OFFICE:** (225) 578-8204  
**CELL:** (225) 726-3434  
**EMAIL:** cverdin@lsu.edu  
**FAX:** (225) 578-1861  
**PRESS BOX PHONE:** (225) 578-0154  
**WEBSITE:** www.LSUsports.net

### SOFTBALL STAFF

**HEAD COACH:** Beth Torina (Florida, 2000)  
**RECORD AT LSU:** 172-79 (4 years)

**OVERALL RECORD:** 301-190 (8 years)  
**SOFTBALL OFFICE PHONE:** (225) 578-3947  
**SOFTBALL OFFICE FAX:** (225) 578-4780

### TEAM HISTORY

**ALL-TIME RECORD:** 915-301-1  
**ALL-TIME SEC RECORD:** 372-153-1  
**SEC CHAMPIONSHIPS:** 5 (1999-2002,  
 2004); Division Titles 9 (1997-2002, 2004,  
 2007, 2013)  
**SEC TOURNAMENT APPEARANCES:** 19  
 (1997-2015)  
**SEC TOURNAMENT TITLES:** 5 (1999-2000,  
 2002, 2004, 2007)  
**SEC TOURNAMENT RECORD:** 37-19  
**NCAA APPEARANCES:** 17 (1998-2004,  
 2006-2015)  
**NCAA SUPER REGIONAL APPEARANCES:** 4  
 (2006-07, 2012, 2015)  
**WCWS APPEARANCES:** 4 (2001, 2004, 2012,  
 2015)  
**NATIONAL CHAMPIONSHIPS:** 0  
**ALL-TIME NCAA RECORD:** 56-36

## BETH TORINA

**Head Coach**  
 Florida, 2000



### COACHING STAFF



**BETH TORINA**  
 Head Coach



**HOWARD DOBSON**  
 Assistant Coach



**LINDSAY LEFTWICH**  
 Assistant Coach

### ADMINISTRATION



**DR. F. KING ALEXANDER**  
 President/Chancellor



**DR. BILL DEMASTES**  
 Faculty Athletic Representative



**JOE ALLEVA**  
 Athletics Director



**MIRIAM SEGAR**  
 Senior Woman Administrator



**CLYDE VERDIN**  
 Softball SID

## NUMERICAL ROSTER

No.	Name
00	Akiya Thymes
1	Layna Savoie
2	Sahvanna Jaquish
3	Sandra Simmons
4	Jenna Kreamer
5	Constance Quinn
8	Emily Griggs
9	Elyse Thornhill
10	Sydney Bourg
11	Taylor Satchell
12	Sydney Smith
13	Sydney Loupe
14	Taylor Lockwood
17	Amber Serrett
19	Baylee Corbello
20	Randi Provost
21	Carley Hoover
23	Shemiah Sanchez
24	Alayna Falcon
25	Allie Walljasper
26	Bailey Landry
27	Bianka Bell
77	Kellsi Kloss

## 2016 ALPHABETICAL ROSTER

No.	Name	Pos.	B/T	Ht.	Cl.	Hometown
27	Bianka Bell	IF	R/R	5-5	Sr.	Tampa, Fla.
10	Sydney Bourg	IF	L/R	5-6	So.	Slidell, La.
19	Baylee Corbello	P/UT	R/R	5-5	Jr.	Lake Charles, La.
24	Alayna Falcon	OF	R/R	5-3	Sr.	Donaldsonville, La.
8	Emily Griggs	OF	L/R	5-1	So.	Wichita, Kan.
21	Carley Hoover	P	R/R	6-2	So.	Clemson, S.C.
2	Sahvanna Jaquish	C/IF	R/R	5-8	Jr.	Highland, Calif.
77	Kellsi Kloss	C	R/R	5-8	Sr.	Cypress, Calif.
4	Jenna Kreamer	IF	R/R	5-4	Sr.	Shreveport, La.
26	Bailey Landry	OF	L/R	5-8	Jr.	Prairieville, La.
14	Taylor Lockwood	OF	L/R	5-7	So.	Walker, La.
13	Sydney Loupe	C	R/R	5-2	So.	Slidell, La.
20	Randi Provost	IF	R/R	5-6	So.	Loreauville, La.
5	Constance Quinn	IF	R/R	5-5	Jr.	Hattiesburg, Miss.
23	Shemiah Sanchez	IF	R/R	5-2	Fr.	Newnan, Ga.
11	Taylor Satchell	IF	R/R	5-4	Fr.	Rayne, La.
1	Layna Savoie	OF	R/R	5-7	Jr.	Lake Charles, La.
17	Amber Serrett	IF	R/R	5-6	Fr.	Spring, Texas
3	Sandra Simmons	IF	L/L	5-6	Sr.	Fountain Valley, Calif
12	Sydney Smith	P/1B	R/R	6-0	Fr.	Maple Grove, Minn.
9	Elyse Thornhill	UT	L/R	5-9	Fr.	Baton Rouge, La.
00	Akiya Thymes	OF	L/R	5-1	Fr.	Brusly, La.
25	Allie Walljasper	P	R/R	6-2	So.	Manteca, Calif.



### BIANKA BELL

Senior • IF • Tampa, Fla.

Bell returns for her senior season after leading LSU in doubles, home runs, RBI, slugging and on-base percentage last season. The first team All-America selection hit .415 for the season which was second on the team, but at one point was hitting above .500 for half of the year as she started all 66 games for the Tigers in 2014. The Tampa, Florida, product set the LSU record for home runs in a single season with 18, while also earning the career mark as she has 44 through three seasons.



### CARLEY HOOVER

Sophomore • P • Clemson, S.C.

Hoover earned a team-leading 18 wins in the circle last season, also becoming just the second player in the last 10 years to earn multiple saves with five. Led the LSU pitching staff in wins, earned run average (1.78), appearances (35), innings pitched (169.0), strikeouts (174), complete games (15) and saves (5), while finishing tied for first in shutouts (6) and starts (22). Had 18 games with five or more strikeouts, with four double-digit strikeout contests.

## 2015 RESULTS

RECORD: 52-14

HOME: 35-5 AWAY: 7-7 NEUTRAL: 10-2 SEC: 15-9

### FEBRUARY

### W/L SCORE

06	MEMPHIS	W	7-2
06	EASTERN ILLINOIS	W	6-1
07	TENNESSEE ST.	W	10-0 (5)
07	NORTH CAROLINA ST.	W	7-0
08	NORTH CAROLINA ST.	W	4-2
13	HOFSTRA	W	3-0
13	CENTRAL ARKANSAS	W	8-0 (6)
14	#20 NOTRE DAME	W	3-2
14	HOFSTRA	W	8-0 (5)
15	#20 NOTRE DAME	W	7-1
17	LOUISIANA TECH	W	7-5
19	vs San Diego State	W	6-1
19	vs Cal St. Fullerton	W	8-0 (6)
20	vs #13 Arizona	W	4-3
21	vs Nebraska	W	10-2 (5)
21	vs Northwestern	W	10-0 (5)
27	STEPHEN F. AUSTIN	W	9-0 (5)
27	BALL STATE	W	7-3
28	FLORIDA ATLANTIC	W	12-4 (6)
28	NORTHWESTERN ST.	W	15-1 (5)

### MARCH

01	STEPHEN F. AUSTIN	W	14-0 (5)
03	NORTHWESTERN ST.	W	11-0 (5)
06	ARKANSAS*	W	10-0 (5)
07	ARKANSAS*	W	6-0
08	ARKANSAS*	W	7-1
13	at #1 Florida*	L	3-4
14	at #1 Florida*	W	14-10
15	at #1 Florida*	W	10-3
17	NICHOLLS STATE	W	6-1
20	#6 OKLAHOMA	W	1-0
21	#6 OKLAHOMA	W	10-2 (6)
24	#24 SOUTH ALABAMA	W	8-0 (5)
27	at #15 Kentucky*	L	1-3
28	at #15 Kentucky*	L	2-5
29	at #15 Kentucky*	W	2-0
31	UL-MONROE	W	7-3

### APRIL

03	OLE MISS*	W	5-2
04	OLE MISS*	W	8-0 (5)
04	OLE MISS*	W	8-2
08	at Mississippi State	L	4-9
10	at #11 Tennessee*	W	5-1
11	at #11 Tennessee*	W	7-4
12	at #11 Tennessee*	L	5-8
15	at McNeese	W	13-4 (5)
18	#24 TEXAS A&M*	W	6-1
19	#24 TEXAS A&M*	W	6-3
20	#24 TEXAS A&M*	L	2-5
25	at #15 Missouri*	L	2-7
26	at #15 Missouri*	L	2-10
27	at #15 Missouri	W	9-0 (5)
29	SOUTHEASTERN LA.	W	11-0 (5)

### MAY

01	#8 AUBURN*	L	1-2
02	#8 AUBURN*	L	0-1
03	#8 AUBURN*	W	7-1
07	#11 TENNESSEE	L	5-7
15	TEXAS SOUTHERN	W	15-0 (5)
16	#23 ARIZONA STATE	L	0-1
16	vs Nebraska	W	3-2 (10)
17	vs #23 Arizona State	W	5-0
17	vs #23 Arizona State	W	4-3 (9)
23	#16 ARIZONA	W	8-0 (5)
24	#16 ARIZONA	W	10-5
28	vs #4 Auburn	W	6-1
29	vs #1 Florida	L	0-4
30	vs #6 Alabama	W	5-3
31	vs #3 Michigan	L	3-6

\*SEC Game

## 2015 STATS

(All games Sorted by Batting avg)

Record: 52-14 • Home: 35-5 • Away: 7-7 • Neutral: 10-2 • SEC: 15-9

PLAYER	AVG	GP-GS	AB	R	H	2B	3B	HR	RBI	TB	SLG%	BB	HP	SO	GDP	OB%	SF	SH	SB-ATT	PO	A	E	FLD%	
Bailey Landry	.426	66-66	209	59	89	14	5	2	48	119	.569	23	2	28	0	.485	1	6	8-9	48	3	4	.927	
Bianka Bell	.415	66-66	205	70	85	19	2	18	73	162	.790	32	4	19	0	.500	1	1	2-4	91	98	12	.940	
A.J. Andrews	.354	66-66	189	65	67	7	8	1	29	93	.492	47	4	29	0	.478	7	2	25-26	82	0	4	.953	
Emily Griggs	.343	62-61	140	35	48	4	2	0	15	56	.400	22	0	27	1	.432	0	4	14-17	79	1	2	.976	
Sandra Simmons	.331	66-66	175	36	58	6	3	4	38	82	.469	25	4	13	0	.422	2	7	7-8	333	12	9	.975	
Sahvanna Jaquish	.318	66-66	195	42	62	10	1	17	76	125	.641	29	4	22	0	.403	8	0	3-3	150	69	5	.978	
Kells Kloss	.317	66-66	189	42	60	9	1	13	44	110	.582	24	3	21	0	.397	3	0	1-2	326	17	4	.988	
Constance Quinn	.273	63-60	154	34	42	11	0	0	3	62	.403	24	0	28	0	.369	1	1	7-11	88	55	16	.899	
-----																								
Dylan Supak	.269	31-18	52	8	14	6	0	0	0	14	.200	13	0	16	1	.403	2	1	0-0	3	2	1	.833	
Sydney Bourg	.262	31-21	42	7	11	0	0	0	2	11	.262	8	3	10	0	.415	0	3	0-0	32	38	5	.933	
Alayna Falcon	.257	16-10	35	4	9	1	0	1	9	13	.371	2	0	4	0	.297	0	0	0-0	2	0	0	1.000	
Kailey McCasland	.231	16-8	26	5	6	2	0	1	4	11	.423	3	1	6	1	.333	0	1	0-0	0	0	0	.000	
Jenna Kreamer	.222	17-13	18	3	4	0	0	0	0	4	.222	5	0	5	0	.391	0	0	0-0	16	22	0	1.000	
Taylor Lockwood	.200	24-0	5	10	1	0	0	0	0	1	.200	0	0	2	0	.200	0	0	0-1	1	0	1	.500	
Allie Walljasper	.188	19-17	48	4	9	0	0	2	7	15	.313	1	1	9	2	.220	0	0	0-0	6	19	6	.806	
Carley Hoover	.000	1-1	3	0	0	0	0	0	1	0	.000	0	0	0	0	.000	0	0	0-0	3	28	0	1.000	
Baylee Corbello	.000	2-1	2	0	0	0	0	0	0	0	.000	0	0	2	0	.000	0	0	0-0	3	10	1	.929	
Layna Savoie	.000	8-0	1	4	0	0	0	0	0	0	.000	0	0	0	0	.000	0	0	0-0	0	0	0	.000	
Sydney Loupe	.000	1-0	1	0	0	0	0	0	0	0	.000	0	0	0	0	.000	0	0	0-0	0	0	0	.000	
TOTALS	.335	66-66	1689	428	565	89	22	62	392	884	.523	258	26	241	5	.425	25	26	67-81	1265	378	70	.959	
OPPONENTS	.211	66-66	1591	151	336	25	4	31	127	462	.290	147	27	414	6	.288	8	26	32-40	1182	474	78	.955	

LOB - Team (417), Opp (383). DPs turned - Team (16), Opp (22). CI - Team (0), Opp (3). IBB - Team (6), Bell 4, Jaquish 2. Picked off - B. Landry 1, Lockwood 1.

(All games Sorted by Earned run avg)

PLAYER	ERA	W-L	APP	GS	CG	SHO	SV	IP	H	R	ER	BB	SO	2B	3B	HR	AB	B/AVG	WP	HP	BK	SFA	SHA	
Carley Hoover	1.78	18-7	35	22	15	6/0	5	169.0	138	51	43	70	174	12	1	12	635	.217	16	6	0	2	8	
Allie Walljasper	1.83	16-5	26	22	13	5/0	1	130.1	113	56	34	30	97	5	3	8	505	.224	2	13	0	5	13	
-----																								
Kelsee Selman	1.47	9-0	15	11	8	6/0	0	57.0	41	19	12	18	72	6	0	5	212	.193	1	1	0	0	2	
Baylee Corbello	2.36	9-2	16	11	7	4/0	0	65.1	44	25	22	29	71	2	0	6	239	.184	5	7	0	1	3	
TOTALS	1.84	52-14	66	66	43	21/0	6	421.2	336	151	111	147	414	25	4	31	1591	.211	24	27	0	8	26	
OPPONENTS	6.34	14-52	66	66	16	3/1	2	394.0	565	428	357	258	241	89	22	62	1689	.335	40	26	8	25	26	

PB - Team (6), Kloss 6, Opp (11). Pickoffs - Team (1), Kloss 1, Opp (2). SBA/ATT - Kloss (26-31), Hoover (13-17), Walljasper (11-12), Jaquish (6-8), Selman (5-7), Corbello (3-4).

(SEC games only Sorted by Batting avg)

Record: 15-9 • Home: 9-3 • Away: 6-6

PLAYER	AVG	GP-GS	AB	R	H	2B	3B	HR	RBI	TB	SLG%	BB	HP	SO	GDP	OB%	SF	SH	SB-ATT	PO	A	E	FLD%	
Bianka Bell	.427	24-24	75	26	32	8	1	5	22	57	.760	14	2	5	0	.527	0	0	1-2	33	19	2	.963	
Bailey Landry	.372	24-24	86	17	32	5	4	0	14	45	.523	4	1	15	0	.407	0	1	2-3	18	1	3	.864	
Emily Griggs	.345	24-24	55	13	19	1	2	0	7	24	.436	11	0	11	0	.455	0	3	3-4	28	1	2	.935	
Kells Kloss	.324	24-24	68	13	22	2	0	7	21	45	.662	9	2	13	0	.402	3	0	0-1	131	5	1	.993	
Sandra Simmons	.284	24-24	67	10	19	1	0	2	11	26	.388	9	1	4	0	.372	1	2	3-3	107	4	3	.974	
A.J. Andrews	.282	24-24	78	16	22	3	0	1	6	28	.359	11	2	12	0	.376	2	1	6-7	38	0	3	.927	
Sahvanna Jaquish	.257	24-24	70	12	18	2	0	5	19	35	.500	14	0	8	0	.372	2	0	0-0	50	15	2	.970	
Constance Quinn	.255	22-21	55	10	14	1	0	2	11	21	.382	10	0	10	0	.369	0	0	4-4	35	24	10	.855	
-----																								
Alayna Falcon	.308	5-4	13	1	4	1	0	0	2	5	.385	0	0	0	0	.308	0	0	0-0	0	0	0	.000	
Jenna Kreamer	.273	8-8	11	2	3	0	0	0	0	3	.273	3	0	2	0	.429	0	0	0-0	10	18	0	1.000	
Dylan Supak	.226	15-11	31	2	7	3	0	0	6	10	.323	6	0	13	1	.342	1	1	0-0	0	0	1	.000	
Allie Walljasper	.111	4-3	9	1	1	0	0	0	1	1	.111	0	1	3	0	.200	0	0	0-0	5	4	3	.750	
Sydney Bourg	.000	8-3	4	0	0	0	0	0	0	0	.000	3	0	1	0	.429	0	1	0-0	5	6	0	1.000	
Kailey McCasland	.000	1-1	1	0	0	0	0	0	0	0	.000	2	0	0	0	.667	0	0	0-0	0	0	0	.000	
Taylor Lockwood	.000	7-0	1	4	0	0	0	0	0	0	.000	0	0	0	0	.000	0	0	0-0	0	0	0	.000	
Layna Savoie	.000	2-0	0	1	0	0	0	0	0	0	.000	0	0	0	0	.000	0	0	0-0	0	0	0	.000	
TOTALS	.309	24	624	128	193	27	7	22	120	300	.481	96	9	97	1	.404	9	9	19-24	464	116	31	.949	
OPPONENTS	.217	24	590	73	128	6	1	16	59	184	.312	65	14	159	1	.308	3	10	11-12	453	181	27	.959	

LOB - Team (167), Opp (145). DPs turned - Team (5), Opp (10). CI - Team (0), Opp (1). IBB - Team (4), Bell 2, Jaquish 2.

(SEC games only Sorted by Earned run avg)

PLAYER	ERA	W-L	APP	GS	CG	SHO	SV	IP	H	R	ER	BB	SO	2B	3B	HR	AB
--------	-----	-----	-----	----	----	-----	----	----	---	---	----	----	----	----	----	----	----



## 2016 SCHEDULE

### FEBRUARY

11	1-vs. UMKC	7:30 p.m.
12	1-vs. St. Mary's (CA)	4 p.m.
	1-at Hawai'i	9 p.m.
13	1-vs. TBD	TBA
	1-vs. TBD	TBA
19	2-vs. McNeese State	9:30 a.m.
	2-at Troy	2:30 p.m.
20	2-vs. Eastern Illinois	9:30 a.m.
	2-vs. Tennessee Tech	12 p.m.
21	2-vs. Eastern Illinois	12 p.m.
24	at Southern Miss (DH)	4 p.m.
<b>26</b>	<b>3-NORTHERN IOWA</b>	<b>4 p.m.</b>
	<b>3-STEPHEN F. AUSTIN</b>	<b>6:30 p.m.</b>
<b>27</b>	<b>3-UT SAN ANTONIO</b>	<b>1:30 p.m.</b>
	<b>3-TBD</b>	<b>TBA</b>
<b>28</b>	<b>3-TBD</b>	<b>TBA</b>

<b>4</b>	<b>4-PENN STATE</b>	<b>4 p.m.</b>
	<b>4-BELMONT</b>	<b>6:30 p.m.</b>
<b>5</b>	<b>4-UMASS</b>	<b>4 p.m.</b>
	<b>4-PENN STATE</b>	<b>6:30 p.m.</b>
<b>6</b>	<b>4-BELMONT</b>	<b>12:30 p.m.</b>
<b>9</b>	<b>YOUNGSTOWN STATE</b>	<b>6 p.m.</b>
<b>11</b>	<b>MISSOURI*</b>	<b>6 p.m.</b>
<b>12</b>	<b>MISSOURI*</b>	<b>6 p.m.</b>
<b>13</b>	<b>MISSOURI*</b>	<b>1 p.m.</b>
<b>15</b>	<b>CENTRAL ARKANSAS</b>	<b>3 p.m.</b>
<b>16</b>	<b>LA.-MONROE (SEC Network)</b>	<b>6 p.m.</b>
18	at Kentucky*	5 p.m.
19	at Kentucky*	2 p.m.
20	at Kentucky*	12 p.m.
22	at Memphis	6 p.m.
25	at Oklahoma State (DH)	4:30 p.m.
<b>29</b>	<b>SAMFORD</b>	<b>6 p.m.</b>

### APRIL

2	at Mississippi State*	6 p.m.
3	at Mississippi State* (ESPNU)	6 p.m.
4	at Mississippi State* (SEC Network)	6 p.m.
<b>8</b>	<b>FLORIDA*</b>	<b>6 p.m.</b>
<b>9</b>	<b>FLORIDA*</b>	<b>6 p.m.</b>
<b>10</b>	<b>FLORIDA*</b>	<b>1 p.m.</b>
<b>13</b>	<b>UT MARTIN</b>	<b>5 p.m.</b>
15	at South Carolina*	5 p.m.
16	at South Carolina*	2 p.m.
17	at South Carolina* (SEC Network)	1 p.m.
<b>19</b>	<b>MEMPHIS</b>	<b>6 p.m.</b>
<b>22</b>	<b>ARKANSAS*</b>	<b>6 p.m.</b>
<b>23</b>	<b>ARKANSAS* (SEC Network)</b>	<b>7 p.m.</b>
<b>24</b>	<b>ARKANSAS*</b>	<b>1 p.m.</b>
<b>27</b>	<b>UAB (SEC Network)</b>	<b>6 p.m.</b>
29	at Georgia*	5 p.m.
30	at Georgia*	1 p.m.

1	at Georgia*	1 p.m.
4	at Louisiana Tech	5 p.m.
<b>6</b>	<b>TENNESSEE*</b>	<b>6 p.m.</b>
<b>7</b>	<b>TENNESSEE* (SEC Network)</b>	<b>12 p.m.</b>
<b>8</b>	<b>TENNESSEE*</b>	<b>1 p.m.</b>
11-14	SEC Tournament (Starkville, Miss.)	TBA

All times Central • \*SEC Game • Home Games in **BOLD CAPS**

1-Paradise Classic (Honolulu, Hawaii); 2-Troy Classic (Troy, Ala.); 3-Ole Miss Classic (Oxford, Miss.); 4-Red & Blue Classic (Oxford, Miss.)

All times Central and subject to change

# OLE MISS

Ole  
Miss



# OLE MISS

ALABAMA • ARKANSAS • AUBURN • FLORIDA • GEORGIA • KENTUCKY • LSU • OLE MISS

## University of Mississippi Rebels Quick Facts

### GENERAL INFORMATION

**LOCATION:** Oxford, Miss.  
**FOUNDED:** 1848  
**ENROLLMENT:** 23,096  
**NICKNAME:** Rebels  
**COLORS:** Cardinal Red & Navy Blue  
**STADIUM (CAPACITY):** Ole Miss Softball Complex (1,000)  
**DIMENSIONS:** L-200, C-220, R-200  
**LETTERWINNERS RETURNING/LOST:** 12/3  
**POSITION STARTERS RETURNING/LOST:** 7/1  
**PITCHERS RETURNING/LOST:** 2/2  
**NEWCOMERS:** 11  
**2015 RECORD:** 30-25  
**2015 SEC RECORD/FINISH:** 6-18/11th

### MEDIA INFORMATION

**MAILING ADDRESS:** P.O. Box 217, University, MS 38677  
**OVERNIGHT ADDRESS:** 908 All-American Dr., University, MS 38677  
**COMMUNICATIONS OFFICE PHONE:** (662) 915-7522  
**SOFTBALL CONTACT:** Brandon Lee  
**OFFICE:** (662) 915-1083  
**CELL:** (662) 816-4374  
**EMAIL:** bmllee@olemiss.edu  
**FAX:** (662) 915-7006  
**PRESS BOX PHONE:** (662) 915-7851  
**WEBSITE:** www.OleMissSports.com

**SOFTBALL OFFICE PHONE:** (662) 915-7891  
**SOFTBALL OFFICE FAX:** (662) 915-5648

### TEAM HISTORY

**ALL-TIME RECORD:** 440-639  
**ALL-TIME SEC RECORD:** 136-394  
**SEC CHAMPIONSHIPS:** 0  
**SEC TOURNAMENT APPEARANCES:** 4 (2006-08, 2015)  
**SEC TOURNAMENT TITLES:** 0  
**SEC TOURNAMENT RECORD:** 0-4  
**NCAA APPEARANCES:** 0  
**NCAA SUPER REGIONAL APPEARANCES:** 0  
**NATIONAL CHAMPIONSHIPS:** 0  
**WCWS APPEARANCES:** 0

### SOFTBALL STAFF

**HEAD COACH:** Mike Smith (The Master's College, 1992)  
**RECORD AT OLE MISS:** 30-25 (1 year)  
**OVERALL RECORD:** 778-251 (17 years)



## MIKE SMITH

**Head Coach**  
*The Master's College, 1992*

### COACHING STAFF



**MIKE SMITH**  
*Head Coach*



**RUBEN FELIX**  
*Assistant Coach*



**TARYNE MOWATT**  
*Assistant Coach*

### ADMINISTRATION



**DR. JEFFREY S. VITTER**  
*Chancellor*



**DR. RON RYCHLAK**  
*Faculty Athletic Representative*



**ROSS BJORK**  
*Athletics Director*



**LYNNETTE JOHNSON**  
*Senior Woman Administrator*



**BRANDON LEE**  
*Softball SID*

## NUMERICAL ROSTER

No.	Name
1	Haley Culley
2	Alyssa Invergo
3	Bri Payne
4	Miranda Strother
5	Madi Osias
6	Elisha Jahnke
9	Grayce Majam
10	Natalie Martinez
11	Dakota Matiko
12	Ashton Lampton
13	Alyssa Clayton
14	Bry Castro
15	Kylan Becker
16	Paige McKinney
18	Kennedy Cline
19	Sarah Van Schaik
20	Courtney Syrett
21	Krista Jacobs
22	Hailey Lunderman
23	Kayla Landwehrmier
25	Raven Campos
32	Melina Preciado
33	Elantra Cox
44	Alex Schneider

## 2016 ALPHABETICAL ROSTER

No.	Name	Pos.	B/T	Ht.	Cl.	Hometown
15	Kylan Becker	OF	L/R	5-9	Fr.	Miami, Fla.
25	Raven Campos	3B	R/R	5-6	Jr.	Adair, Okla.
14	Bry Castro	3B	R/R	5-4	So.	Yorba Linda, Calif.
13	Alyssa Clayton	LHP	L/L	5-8	Jr.	Section, Ala.
18	Kennedy Cline	OF	R/R	5-9	Fr.	Lumberton, Texas
33	Elantra Cox	OF	L/L	5-3	So.	Henderson, Tenn.
1	Haley Culley	2B	R/R	5-7	Sr.	Mesa, Ariz.
2	Alyssa Invergo	2B	L/R	5-4	Sr.	Peotone, Ill.
21	Krista Jacobs	RHP	R/R	5-10	Fr.	Magnolia, Texas
6	Elisha Jahnke	RHP	R/R	5-9	So.	Grand Junction, Colo.
12	Ashton Lampton	UT	R/R	5-6	Fr.	Decatur, Miss.
23	Kayla Landwehrmier	RHP	R/R	5-7	So.	St. Charles, Mo.
22	Hailey Lunderman	SS/2B	L/R	5-8	Fr.	Choctaw, Miss.
9	Grayce Majam	SS/2B	L/R	5-5	So.	Pine Valley, Calif.
10	Natalie Martinez	C/DP	R/R	5-7	Sr.	Chino Hills, Calif.
11	Dakota Matiko	3B/1B	R/R	5-9	Jr.	Corona, Calif.
16	Paige McKinney	OF/C	L/R	5-4	So.	Southaven, Miss.
5	Madi Osias	RHP	R/R	5-7	Sr.	Tustin, Calif.
3	Bri Payne	OF	R/R	5-6	Sr.	Bay City, Texas
32	Melina Preciado	OF	L/R	5-5	Sr.	Ontario, Calif.
44	Alex Schneider	IF	R/R	5-10	So.	Southlake, Texas
4	Miranda Strother	OF	L/R	5-9	Jr.	Suwanee, Ga.
20	Courtney Syrett	C	R/R	5-7	Jr.	Bay Shore, N.Y.
19	Sarah Van Schaik	C	R/R	5-8	Fr.	Petal, Miss.



### ELANTRA COX

**Sophomore • OF • Henderson, Tenn.**

Appeared in 53 games, drawing the start in 50 in left field for the Rebels ... Named an SEC All-Freshman selection by the league's coaches ... Paced the team in batting average, hitting at a .378 clip ... Tallied 34 runs with 13 RBI to go along with a pair of doubles and a triple ... The 34 runs was third on the team and tied for 10th all-time on the single-season list ... Finished the regular season fourth in the SEC in steals, going 30-for-41 ... The 30 steals ranks second on the single-season list and puts Cox seventh on the career steals list in her first season ... Turned in seven games of with at least two steals recorded ... Led the Rebels with 18 multiple-hit games.



### MIRANDA STROTHER

**Junior • OF • Suwanee, Ga.**

Career .326 hitter ... Started all 55 games for the Rebels in center field ... Finished second on the team with a .373 batting average ... Led the team with 37 RBI and second on the team in runs scored with 36 ... Went 13-of-14 on steal attempts and posted a team-leading .451 on base percentage ... Posted six doubles, two triples and seven home runs ... Posted a season-long and team-leading hit streak of 13 games from (2/7 -- 3/1) to tie the school record for longest hit streak ... Posted one of her best offensive performances in the series finale against No. 24 Mississippi State, going 4-for-4 with three runs scored, a home run and two RBI.

## 2015 RESULTS

RECORD: 30-25

HOME: 13-10 AWAY: 7-10 NEUTRAL: 10-5 SEC: 6-18

### FEBRUARY W/L SCORE

05	vs Oregon State	L	1-2
05	vs San Jose State	W	6-5
06	at #16 Arizona State	L	3-6
07	vs Fresno State	W	4-0
07	vs UCSB	L	2-3
08	vs Western Michigan	W	4-3
13	vs Iowa State	L	2-4
13	vs St. Bonaventure	W	9-2
14	vs Iowa State	W	13-5 (6)
14	at Coastal Carolina	W	2-1
21	vs Delaware	W	12-4 (5)
21	vs Memphis	W	8-2
27	vs Bethune Cookman	W	6-5 (8)
27	at FIU	W	5-0
28	vs Michigan State	W	4-3
28	vs Bethune Cookman	W	5-1

### MARCH

01	vs Michigan State	L	3-9 (8)
03	MEMPHIS	W	8-0 (5)
06	at #4 Alabama*	L	0-6
07	at #4 Alabama*	L	0-7
08	at #4 Alabama*	L	0-10 (5)
11	UA-PINE BLUFF	W	8-0 (6)
11	UA-PINE BLUFF	W	22-3 (5)
14	#12 AUBURN*	L	3-14 (5)
15	#12 AUBURN*	L	3-7
16	#12 AUBURN*	L	2-10 (6)
18	UL-MONROE	L	1-9 (5)
20	#24 MISSISSIPPI STATE*	L	6-8
21	#24 MISSISSIPPI STATE*	W	8-7 (9)
21	#24 MISSISSIPPI STATE*	W	14-8
25	MISS. VALLEY STATE	W	7-2
27	at Arkansas*	W	7-3
28	at Arkansas*	W	6-4 (8)
29	at Arkansas*	W	4-2
31	UT MARTIN	W	6-4

### APRIL

03	at #2 LSU*	L	2-5
04	at #2 LSU*	L	0-8 (5)
04	at #2 LSU*	L	2-8
08	at Samford	W	13-8
10	#12 GEORGIA*	L	0-8
11	#12 GEORGIA*	L	7-9 (9)
12	#12 GEORGIA*	L	0-4
15	SOUTHERN MISS	W	7-0
15	SOUTHERN MISS	W	3-1
18	LOUISVILLE	W	5-2
21	ALCORN STATE	W	18-3 (5)
21	ALCORN STATE	W	17-0 (5)
24	SOUTH CAROLINA*	L	2-10 (5)
25	SOUTH CAROLINA*	W	5-2
26	SOUTH CAROLINA*	L	7-10
29	at Miss. Valley State	W	9-0 (6)

### MAY

01	at #25 Texas A&M*	L	1-6
02	at #25 Texas A&M*	L	6-8
03	at #25 Texas A&M*	L	5-8
06	vs #14 Georgia	L	0-11 (5)

\*SEC game

## 2015 STATS

(All games Sorted by Batting avg)

Record: 30-25 • Home: 13-10 • Away: 7-10 • Neutral: 10-5 • SEC: 6-18

PLAYER	AVG	GP-GS	AB	R	H	2B	3B	HR	RBI	TB	SLG%	BB	HP	SO	GDP	OB%	SF	SH	SB-ATT	PO	A	E	FLD%
Elantra Cox	.378	53-50	164	34	62	3	1	0	13	67	.409	10	2	31	0	.420	0	7	30-41	76	3	0	1.000
Miranda Strother	.373	55-55	158	36	59	6	2	7	37	90	.570	20	3	23	0	.451	1	2	13-14	72	5	7	.917
Bri Payne	.320	52-44	122	11	39	5	1	2	28	52	.426	14	2	19	1	.399	0	1	1-2	32	1	1	.971
Allison Brown	.301	55-55	163	31	49	3	1	8	33	78	.479	19	4	17	2	.385	1	0	2-4	43	108	4	.974
Alex Schneider	.286	55-54	140	38	40	11	0	9	26	78	.557	24	4	23	0	.402	1	2	3-6	382	12	1	.997
Courtney Syrett	.268	54-52	123	11	33	7	1	2	15	48	.390	18	2	21	2	.371	0	4	2-2	177	22	2	.990
Jamie Morgan	.462	35-4	13	12	6	1	0	0	2	7	.538	3	1	1	0	.588	0	0	5-7	12	0	0	1.000
Melina Preciado	.333	24-6	15	6	5	0	0	0	2	5	.333	1	0	1	0	.375	0	0	2-2	4	0	1	.800
Emily Raspo	.333	22-0	9	8	3	1	0	0	2	4	.444	1	0	1	0	.400	0	1	1-1	2	1	0	1.000
Natalie Martinez	.319	52-32	94	17	30	5	2	6	25	57	.606	17	1	24	0	.429	0	3	2-2	33	2	1	.972
Alyssa Invergo	.302	49-34	106	21	32	6	1	2	18	46	.434	6	2	9	0	.348	1	1	3-4	34	59	6	.939
Aimilia McDonough	.300	19-0	10	8	3	1	0	1	3	7	.700	4	0	0	0	.500	0	0	2-3	4	0	0	1.000
Danae King	.300	12-0	10	4	3	1	1	0	3	6	.600	2	1	4	0	.462	0	0	0-0	9	0	0	1.000
Lauren Lindsey	.292	26-15	24	2	7	0	0	1	7	10	.417	4	3	7	0	.452	0	0	0-0	0	19	1	.950
Gracey Majam	.267	53-45	105	19	28	5	1	1	17	38	.362	6	4	23	0	.328	1	0	10-10	63	89	15	.910
Madi Osias	.265	25-17	49	10	13	1	0	6	16	32	.653	5	4	12	0	.373	1	0	0-0	9	30	4	.907
Haley Culley	.250	46-24	68	18	17	3	2	3	18	33	.485	9	4	17	0	.366	1	2	4-4	48	50	7	.933
Paige McKinney	.227	48-25	66	17	15	3	0	0	7	18	.273	5	0	12	0	.278	1	1	10-10	55	37	7	.929
Emily Gaitan	.000	1-1	0	0	0	0	0	0	0	0	.000	0	0	0	0	.000	0	0	0-0	2	22	0	1.000
Kayla Landwehrmier	.000	2-0	0	0	0	0	0	0	0	0	.000	0	0	0	0	.000	0	0	0-0	2	14	0	1.000
<b>TOTALS</b>	<b>.309</b>	<b>55-55</b>	<b>1439</b>	<b>303</b>	<b>444</b>	<b>62</b>	<b>13</b>	<b>48</b>	<b>272</b>	<b>676</b>	<b>.470</b>	<b>168</b>	<b>37</b>	<b>245</b>	<b>5</b>	<b>.393</b>	<b>8</b>	<b>24</b>	<b>90-112</b>	<b>1059</b>	<b>474</b>	<b>57</b>	<b>.964</b>
OPPONENTS	.281	55-55	1421	270	400	66	7	45	237	615	.433	190	52	191	9	.382	16	28	46-57	1042	418	57	.962

LOB - Team (331), Opp (378). DPs turned - Team (20), Opp (19). IBB - Team (0), Opp (3). Picked off - N. Martinez 1, M. Strother 1.

(All games Sorted by Earned run avg)

PLAYER	ERA	W-L	APP	GS	CG	SHO	SV	IP	H	R	ER	BB	SO	2B	3B	HR	AB	B/AVG	WP	HP	BK	SFA	SHA
Emily Gaitan	1.82	8-2	16	10	5	3/0	0	61.2	55	27	16	44	54	8	1	1	236	.233	10	3	4	1	7
Madi Osias	4.97	12-16	39	25	6	1/1	1	153.2	185	134	109	78	89	31	4	26	628	.295	10	24	1	6	12
Lauren Lindsey	5.58	6-6	32	17	3	0/2	1	96.2	114	90	77	58	36	21	2	14	389	.293	20	21	1	9	7
Kayla Landwehrmier	2.56	4-1	15	3	1	1/1	2	41.0	46	19	15	10	12	6	0	4	168	.274	2	4	0	0	2
<b>TOTALS</b>	<b>4.30</b>	<b>30-25</b>	<b>55</b>	<b>55</b>	<b>15</b>	<b>7/2</b>	<b>4</b>	<b>353.0</b>	<b>400</b>	<b>270</b>	<b>217</b>	<b>190</b>	<b>191</b>	<b>66</b>	<b>7</b>	<b>45</b>	<b>1421</b>	<b>.281</b>	<b>42</b>	<b>52</b>	<b>6</b>	<b>16</b>	<b>28</b>
OPPONENTS	5.14	25-30	55	55	26	7/1	2	347.1	444	303	255	168	245	62	13	48	1439	.309	35	37	6	8	24

PB - Team (12), C. Syrett 1, N. Martinez 1, Opp (11). Pickoffs - Team (0), Opp (2). SBA/ATT - C. Syrett (45-55), L. Lindsey (19-25), M. Osias (14-17), E. Gaitan (9-11), Landwehrmier (4-4), N. Martinez (1-1).

(SEC games only Sorted by Batting avg)

Record: 6-18 • Home: 3-9 • Away: 3-9

PLAYER	AVG	GP-GS	AB	R	H	2B	3B	HR	RBI	TB	SLG%	BB	HP	SO	GDP	OB%	SF	SH	SB-ATT	PO	A	E	FLD%
Elantra Cox	.293	24-24	82	6	24	1	0	0	3	25	.305	3	1	24	0	.326	0	2	7-13	41	2	0	1.000
Bri Payne	.286	24-21	56	2	16	1	0	0	6	17	.304	7	0	10	1	.365	0	1	0-0	25	1	0	1.000
Allison Brown	.274	24-24	73	13	20	1	1	3	10	32	.438	8	1	9	1	.354	0	0	1-1	16	41	2	.966
Alex Schneider	.273	24-24	66	14	18	4	0	2	12	28	.424	9	3	13	0	.380	1	1	0-0	160	6	1	.994
Miranda Strother	.264	24-24	72	14	19	0	1	4	9	33	.458	7	2	15	0	.346	0	2	4-4	51	4	4	.932
Courtney Syrett	.189	24-24	53	6	10	2	0	1	3	15	.283	6	2	11	1	.295	0	3	0-0	62	7	2	.972
Haley Culley	.296	20-8	27	6	8	2	0	2	10	16	.593	1	1	5	0	.345	0	1	0-0	21	15	5	.878
Natalie Martinez	.277	23-17	47	5	13	1	0	2	9	20	.426	4	1	16	0	.346	0	2	0-0	0	0	0	.000
Madi Osias	.263	11-7	19	3	5	0	0	3	6	14	.737	2	1	7	0	.364	0	0	0-0	1	17	2	.900
Gracey Majam	.256	23-20	39	3	10	2	0	0	5	12	.308	2	2	11	0	.326	0	0	1-1	30	40	7	.909
Alyssa Invergo	.250	21-12	40	4	10	1	0	0	6	11	.275	2	1	4	0	.302	0	0	0-0	14	24	3	.927
Danae King	.250	5-0	4	1	1	1	0	0	3	7	.750	0	0	1	0	.250	0	0	0-0	0	0	0	.000
Melina Preciado	.250	6-2	4	0	1	0	0	0	1	2	.250	0	0	0	0	.250	0	0	0-0	4	0	1	.800
Jamie Morgan	.250	14-1	4	4	1	0	0	0	1	2	.250	1	0	1	0	.400	0	0	2-2	5	0	0	1.000
Lauren Lindsey	.222	11-6	9	1	2	0	0	0	1	2	.222	0	1	3	0	.300	0	0	0-0	0	8	0	1.000
Paige McKinney	.182	22-12	33	5	6	1	0	0	2	7	.212	2	0	6	0	.229	0	1	6-6	32	21	3	.946
Aimilia McDonough	.000	8-0	2	3	0	0	0	0	0	0	.000	0	0	0	0	.000	0	0	0-0	2	0	0	1.000
Emily Raspo	.000	9-0	1	0	0	0	0	0	0	0	.000	0	0	0	0	.000	0	1	0-0	1	0	0	1.000
<b>TOTALS</b>	<b>.260</b>	<b>24</b>	<b>631</b>	<b>90</b>	<b>164</b>	<b>16</b>	<b>3</b>	<b>17</b>	<b>82</b>	<b>237</b>	<b>.376</b>	<b>54</b>	<b>16</b>	<b>136</b>	<b>3</b>	<b>.333</b>	<b>1</b>	<b>14</b>	<b>21-27</b>	<b>465</b>	<b>192</b>	<b>30</b>	<b>.956</b>
OPPONENTS	.333	24	672	172	224	34	7	32	155	36													

# MISSISSIPPI STATE

## 2016 SCHEDULE

11	<b>1-GEORGIA SOUTHERN</b>	5:30 p.m.
12	<b>1-HOUSTON</b>	5:30 p.m.
13	<b>1-TENNESSEE TECH</b>	2 p.m.
	<b>1-ALABAMA A&amp;M</b>	4:30 p.m.
14	<b>1-HOUSTON</b>	11 a.m.
19	2-at South Alabama	5 p.m.
20	2-vs. Southern Miss	1:30 p.m.
	2-vs. SIU-Edwardsville	6 p.m.
21	2-vs. Samford	12:15 p.m.
22	at Southeastern Louisiana	5 p.m.
26	3-vs. McNeese State	8 p.m.
27	3-vs. Incarnate Word	5:30 p.m.
	3-vs. Baylor	8 p.m.
28	3-vs. McNeese State	12:30 p.m.

## MARCH

4	<b>4-CHATTANOOGA</b>	6 p.m.
	<b>4-NORTHWESTERN STATE</b>	8:30 p.m.
5	<b>4-LONGWOOD</b>	1 p.m.
	<b>4-CENTRAL ARKANSAS</b>	3:30 p.m.
6	<b>4-WESTERN KENTUCKY</b>	2 p.m.
8	<b>PENN STATE</b>	6 p.m.
11	5-vs. UC Santa Barbara	1:30 p.m.
	5-vs. UCLA	6:30 p.m.
12	5-vs. Cal State Fullerton	11 a.m.
	5-at Long Beach State	4 p.m.
13	5-vs. Cal State Fullerton	1:30 p.m.
18	<b>AUBURN*</b>	6 p.m.
19	<b>AUBURN*</b>	2 p.m.
20	<b>AUBURN*</b>	2 p.m.
22	<b>SOUTHEASTERN LOUISIANA</b>	5:30 p.m.
23	<b>CENTRAL ARKANSAS (SEC Network)</b>	6 p.m.
25	at Tennessee*	5 p.m.
26	at Tennessee*	1 p.m.
27	at Tennessee*	1 p.m.
30	<b>UAB (SEC Network)</b>	6 p.m.

2	<b>OLE MISS*</b>	6 p.m.
3	<b>OLE MISS* (ESPNU)</b>	6 p.m.
4	<b>OLE MISS* (SEC Network)</b>	6 p.m.
6	<b>SOUTH ALABAMA</b>	6 p.m.
8	at Alabama*	6:30 p.m.
9	at Alabama*	2 p.m.
10	at Alabama*	1:30 p.m.
13	at Louisiana Tech	5:30 p.m.
15	<b>LSU*</b>	5:30 p.m.
16	<b>LSU* (SEC Network)</b>	7 p.m.
17	<b>LSU* (SEC Network)</b>	3:30 p.m.
19	<b>SOUTHERN MISS</b>	6 p.m.
22	at Florida*	5 p.m.
23	at Florida*	12 p.m.
24	at Florida* (SEC Network)	4 p.m.
27	at Mississippi Valley State	6 p.m.
29	<b>MISSOURI*</b>	6 p.m.
30	<b>MISSOURI* (SEC Network)</b>	3:30 p.m.

1	<b>MISSOURI* (SEC Network)</b>	3:30 p.m.
6	at Kentucky*	5 p.m.
7	at Kentucky*	2 p.m.
8	at Kentucky*	12 p.m.
11-14	<b>SEC TOURNAMENT (STARKVILLE, MISS.)</b>	TBA

\*SEC Game • Home Games in **BOLD CAPS**

1-Bulldog Kickoff (Starkville, Miss.); 2-Mardi Gras Invitational (Mobile, Ala.); 3-Mississippi Gulf Coast Tournament (Gulfport, Miss.); 4-Bulldog Slamboree (Starkville, Miss.); 5-Long Beach State Tournament (Long Beach, Calif.)  
All times Central and subject to change





# MISSISSIPPI STATE

ALABAMA • ARKANSAS • AUBURN • FLORIDA • GEORGIA • KENTUCKY • LSU • OLE MISS

## Mississippi State University Bulldogs Quick Facts

### GENERAL INFORMATION

**LOCATION:** Starkville, Miss.  
**FOUNDED:** 1878  
**ENROLLMENT:** 20,161  
**NICKNAME:** Bulldogs  
**COLORS:** Maroon & White  
**STADIUM (CAPACITY):** Nusz Park (1,000)  
**DIMENSIONS:** L-200, C-220, R-200  
**LETTERWINNERS RETURNING/LOST:** 13/7  
**POSITION STARTERS RETURNING/LOST:** 6/3  
**PITCHERS RETURNING/LOST:** 4/0  
**NEWCOMERS:** 9  
**2015 RECORD:** 36-21  
**2015 SEC RECORD/FINISH:** 10-14/T9th  
**2015 FINAL RANKING:** receiving votes USA Today/NFCA, receiving votes ESPN.com/USA Softball

### MEDIA INFORMATION

**MAILING ADDRESS:** PO Box 5308, Mississippi State, MS 39762  
**OVERNIGHT ADDRESS:** Bryan Athletic Building, 288 Lakeview Drive, Mississippi State, MS 39762  
**COMMUNICATIONS OFFICE PHONE:** (662) 325-0540  
**SOFTBALL CONTACT:** Andrew Piper  
**OFFICE:** (662) 325-0972  
**CELL:** (662) 418-9183  
**E-MAIL:** apiper@athletics.msstate.edu  
**FAX:** (662) 325-2563  
**PRESS BOX PHONE:** (662) 325-7546  
**WEBSITE:** www.HailState.com

**RECORD AT MISSISSIPPI STATE:** 141-90 (4 years)

**OVERALL RECORD:** 141-90 (4 years)

**SOFTBALL OFFICE PHONE:** (662) 325-0560

**SOFTBALL OFFICE FAX:** (662) 325-9051

### TEAM HISTORY

**ALL-TIME RECORD:** 729-580 (24 years)

**ALL-TIME SEC RECORD:** 245-334 (19 years)

**SEC CHAMPIONSHIPS:** 0

**SEC TOURNAMENT APPEARANCES:** 15  
(1998-2005, 2007-08; 2012-15)

**SEC TOURNAMENT TITLES:** 0

**SEC TOURNAMENT RECORD:** 11-22

**NCAA APPEARANCES:** 11 (2000, 2002-05, 2007-09, 2012, 2013-15)

**NCAA SUPER REGIONAL APPEARANCES:** 0

**WCWS APPEARANCES:** 0

**NATIONAL CHAMPIONSHIPS:** 0

**ALL-TIME NCAA RECORD:** 12-24

### SOFTBALL STAFF

**HEAD COACH:** Vann Stuedeman (Huntingdon, 1994)

## VANN STUEDEMAN

Head Coach  
Huntingdon, 1994


### COACHING STAFF



**VANN STUEDEMAN**  
Head Coach



**SAMANTHA RICKETTS**  
Assistant Coach



**TYLER BRATTON**  
Assistant Coach

### ADMINISTRATION



**DR. MARK E. KEENUM**  
President



**DR. STEVEN C. TURNER**  
Faculty Athletic Representative



**SCOTT STRICKLIN**  
Athletics Director



**ANN CARR**  
Senior Woman Administrator



**ANDREW PIPER**  
Softball SID

# MISSISSIPPI STATE



MISSISSIPPI STATE • MISSOURI • SOUTH CAROLINA • TENNESSEE • TEXAS A&M • VANDERBILT

## NUMERICAL ROSTER

No.	Name
2	Kat Moore
3	Katie Anne Bailey
4	Cassady Knudsen
7	Jessica Harrison
8	Alexis Silkwood
9	Kayla Winkfield
10	Loryn Nichols
11	Emily Heimberger
12	Olivia Golden
13	Mackenzie Toler
14	Holly Ward
15	Caroline Seitz
18	Cori Cooper
19	Morgan Bell
21	Sarai Niu
23	Taylor Kelly
24	Calyn Adams
25	Amanda Ivy
31	Carmen Carter
33	Regan Green
34	Sabrina Turner
44	Madison Cousineau

## 2016 ALPHABETICAL ROSTER

No.	Name	Pos.	B/T	Ht.	Cl.	Hometown
24	Calyn Adams	IF/C	L/R	5-7	So.	Chesterfield, Va.
3	Katie Anne Bailey	C/UT	R/R	5-6	Jr.	Madison, Miss.
19	Morgan Bell	UT	R/R	5-7	So.	Braselton, Ga.
31	Carmen Carter	UT	R/R	5-10	So.	Jackson, Miss.
18	Cori Cooper	P	R/R	5-11	Fr.	Magnolia, Texas
44	Madison Cousineau	C	R/R	5-7	Fr.	Otto, N.C.
12	Olivia Golden	IF	R/R	5-5	R-So.	Hartselle, Ala.
33	Regan Green	P	R/R	5-5	Fr.	Hebron, Md.
7	Jessica Harrison	IF	R/R	5-9	Jr.	Magnolia, Texas
11	Emily Heimberger	IF	L/R	5-4	Fr.	Pawleys Island, S.C.
25	Amanda Ivy	UT	R/R	5-8	Jr.	Batesville, Miss.
23	Taylor Kelly	IF	R/R	5-8	Fr.	Calhoun, Ga.
4	Cassady Knudsen	P	R/R	5-9	So.	Altoona, Iowa
2	Kat Moore	UT	R/L	5-4	Fr.	Holly Springs, Miss.
10	Loryn Nichols	OF	L/R	5-4	Sr.	Murrieta, Calif.
21	Sarai Niu	IF	R/R	5-10	Fr.	Chula Vista, Calif.
15	Caroline Seitz	IF	R/R	5-9	Jr.	Birmingham, Ala.
8	Alexis Silkwood	P	L/L	5-4	Jr.	East Alton, Ill.
13	Mackenzie Toler	P	L/L	5-9	Jr.	Fayetteville, Ga.
34	Sabrina Turner	UT	R/R	5-9	Fr.	Gulfport, Miss.
14	Holly Ward	P	R/R	5-9	So.	Haleyville, Ala.
9	Kayla Winkfield	IF	L/R	5-8	Sr.	Giddings, Texas



### CAROLINE SEITZ

Junior • 3B • Birmingham, Ala.

Ranks seventh in the MSU record books in home runs (23) and tied for eighth in doubles (36) ... Started and played in all 57 of MSU games all at third base ... Put up a .318 batting average with a team-high 62 at bats in a team-high 195 at bats ... Also led the Bulldogs in doubles (16), home runs (15), RBI (54), total bases (123) and slugging percentage (.631) ... Her 15 homers on the season tied for third in the MSU record books for home runs in a season ... Tied for 15th in the SEC in RBI, tied for third in doubles, tied for 11th in home runs and eighth in total bases ... Recorded 17 multiple-hit games and 17 multiple-RBI games, both figures having been team bests ... Had seven three-RBI games and six three-hit games ... In the field, led MSU with 113 assists and helped on eight double plays.



### ALEXIS SILKWOOD

Junior • P • East Alton, Ill.

Ranks fourth in the MSU record books in strikeouts (383), tied for fourth in shutouts (10), fifth in complete games (33), sixth in wins with (40) and ninth in innings pitched (390) ... Was a valuable asset not only in the circle, but also at the plate in 2015 ... Named NFCA All-South Region third team as a pitcher ... Made 47 appearances and 35 starts in the circle, along with having made 32 appearances and 31 starts in the batting order ... Tied the MSU single-season record for wins by going 26-16 and posted a team-best 2.85 ERA ... Tossed 24 complete games, six shutouts and two saves in 235.2 innings pitched with 216 strikeouts ... Ranked first in appearances, second in the SEC in innings pitched, batters struck out and tied for second in wins.



# MISSISSIPPI STATE

ALABAMA • ARKANSAS • AUBURN • FLORIDA • GEORGIA • KENTUCKY • LSU • OLE MISS

## 2015 RESULTS

RECORD: 36-21

HOME: 20-10 AWAY: 12-7 NEUTRAL: 4-4 SEC: 10-14

FEBRUARY		W/L	SCORE
05	MISS. VALLEY STATE	W	8-0 (6)
06	MIDDLE TENNESSEE	W	9-1 (6)
07	SAINT LOUIS	W	3-2
07	AUSTIN PEAY	W	8-0 (5)
07	SAINT LOUIS	W	8-3
12	LOUISIANA TECH	W	6-4
13	ILLINOIS	W	9-8
14	UT MARTIN	W	4-2
14	LAMAR	W	7-1
15	ILLINOIS	L	3-4
19	SOUTHEASTERN LA.	W	4-3
21	PENN STATE	W	9-3
21	PENN STATE	W	10-5 (6)
22	PENN STATE	W	10-2 (5)
24	at UAB	L	4-5 (8)
27	vs #13 Minnesota	L	0-5
27	vs Maryland	W	6-2

### MARCH

01	vs Miami (Ohio)	W	3-1
01	vs #23 Notre Dame	W	6-1
04	KENNESAW	W	4-2
06	#8 GEORGIA*	L	1-6
07	#8 GEORGIA*	L	1-9 (5)
08	#8 GEORGIA*	W	8-7 (9)
13	#19 TEXAS A&M*	W	7-0
14	#19 TEXAS A&M*	L	8-10
15	#19 TEXAS A&M*	W	7-5
17	at Southeastern La.	W	16-1 (5)
20	at Ole Miss*	W	8-6
21	at Ole Miss*	L	7-8 (9)
21	at Ole Miss*	L	8-14
25	at Southern Miss	W	10-0 (6)
25	at Southern Miss	W	12-6
27	#2 FLORIDA*	L	2-3
28	#2 FLORIDA*	L	2-16 (5)
29	#2 FLORIDA*	W	5-3
31	at Lipscomb	W	1-0

### APRIL

04	at Arkansas*	W	3-0
05	at Arkansas*	W	3-2
06	at Arkansas*	W	16-4 (6)
08	#1 LSU	W	9-4
10	at #21 Missouri*	L	2-3
11	at #21 Missouri*	W	8-4
12	at #21 Missouri*	L	2-10 (5)
15	#22 SOUTH ALABAMA	L	2-3 (8)
17	#12 TENNESSEE*	L	3-4
18	#12 TENNESSEE*	L	3-5
19	#12 TENNESSEE*	L	8-16 (6)
21	MEMPHIS	W	11-3 (5)
25	at Ga. Southern	W	6-2
26	at Ga. Southern	W	7-5 (9)

### MAY

01	at South Carolina*	L	3-6
02	at South Carolina*	W	9-6
03	at South Carolina*	L	1-9 (6)
06	vs #13 Missouri	L	0-9 (6)
15	vs #18 Baylor	L	4-8
16	vs Weber State	W	2-0
17	vs #18 Baylor	L	0-2

\*SEC Game

## 2015 STATS

(All games Sorted by Batting avg)

Record: 36-21 • Home: 20-10 • Away: 12-7 • Neutral: 4-4 • SEC: 10-14

PLAYER	AVG	GP-GS	AB	R	H	2B	3B	HR	RBI	TB	SLG%	BB	HP	SO	GDP	OB%	SF	SH	SB-ATT	PO	A	E	FLD%
Mackenzie Toler	.347	54-54	150	20	52	9	0	7	38	82	.547	37	4	21	2	.484	1	0	1-1	0	1	0	1.000
Katie Anne Bailey	.331	57-57	178	43	59	9	8	5	34	99	.556	21	7	23	1	.416	3	5	11-13	313	40	7	.981
Kayla Winkfield	.331	57-57	172	35	57	9	4	0	22	74	.430	4	8	25	0	.369	3	1	28-31	87	88	13	.931
Julia Echols	.329	53-53	155	39	51	8	2	9	28	90	.581	26	15	19	1	.467	1	5	3-5	91	77	10	.944
Amanda Ivy	.326	57-54	135	35	44	5	2	5	38	68	.504	23	4	31	1	.433	2	10	6-6	71	1	0	1.000
Loryn Nichols	.323	56-54	124	34	40	2	0	0	5	42	.339	21	2	33	0	.429	0	2	34-34	58	1	3	.952
Caroline Seitz	.318	57-57	195	34	62	16	0	15	54	123	.631	15	0	18	1	.363	2	2	2-2	66	113	17	.913
Erika Gaul	.213	51-47	122	16	26	7	0	5	16	48	.393	13	6	21	0	.319	0	1	1-1	310	11	8	.976
-----																							
Carmen Carter	1.000	16-0	1	6	1	0	0	0	0	1	1.000	0	0	0	0	1.000	0	0	0-0	0	0	0	.000
Madison Arroyo	.500	32-0	2	12	1	0	0	0	1	1	.500	1	1	1	0	.750	0	0	3-4	3	2	0	1.000
Alexis Silkwood	.337	32-31	83	17	28	5	0	3	21	42	.506	6	14	7	0	.457	2	0	2-3	13	65	1	.987
Claire Stucker	.333	3-0	3	0	1	0	0	0	1	.333	0	0	2	0	.333	0	0	0-0	0	0	0	.000	
Calyn Adams	.321	25-8	28	4	9	3	0	1	12	15	.536	6	4	4	0	.500	0	0	0-0	15	10	0	1.000
Katie Gentle	.295	37-16	61	9	18	5	0	3	12	32	.525	5	0	10	0	.343	1	0	2-2	23	0	0	1.000
Morgan Bell	.250	45-20	76	6	19	4	0	1	12	26	.342	7	1	18	0	.321	0	0	0-0	55	1	0	1.000
Ashley Phillips	.184	46-31	38	16	7	2	0	0	1	9	.237	9	6	11	0	.415	0	1	8-12	21	3	0	1.000
Cassidy Knudsen	.000	2-2	0	0	0	0	0	0	0	.000	0	0	0	0	.000	0	0	0-0	1	6	1	.875	
Demi Blaker	.000	2-0	0	0	0	0	0	0	0	.000	0	0	0	0	.000	0	0	0-0	0	0	0	.000	
Holly Ward	.000	7-5	0	0	0	0	0	0	0	.000	0	0	0	0	.000	0	0	0-0	2	19	0	1.000	
<b>TOTALS</b>	<b>.312</b>	<b>57-57</b>	<b>1523</b>	<b>326</b>	<b>475</b>	<b>84</b>	<b>16</b>	<b>54</b>	<b>294</b>	<b>753</b>	<b>.494</b>	<b>194</b>	<b>72</b>	<b>244</b>	<b>6</b>	<b>.411</b>	<b>15</b>	<b>27</b>	<b>101-115</b>	<b>1129</b>	<b>438</b>	<b>60</b>	<b>.963</b>
<b>OPPONENTS</b>	.253	57-57	1489	253	377	54	7	52	224	601	.404	208	51	312	9	.362	8	22	51-67	1093	434	63	.960

LOB - Team (412), Opp (397). DPs turned - Team (22), Opp (19). CI - Team (1), Bailey 1. IBB - Team (6), Seitz 4, Toler 1, Echols 1.

(All games Sorted by Earned run avg)

PLAYER	ERA	W-L	APP	GS	CG	SHO	SV	IP	H	R	ER	BB	SO	2B	3B	HR	AB	B/AVG	WP	HP	BK	SFA	SHA
Alexis Silkwood	2.85	26-16	47	35	24	6/0	2	235.2	214	127	96	118	216	28	4	24	904	.237	8	19	6	5	11
Holly Ward	5.98	6-3	20	12	2	1/0	0	64.1	89	63	55	46	38	14	2	8	278	.320	3	18	1	3	7
-----																							
Mackenzie Toler	3.84	2-2	17	6	0	0/0	0	31.0	20	21	17	21	28	1	0	12	112	.179	5	10	1	0	3
Cassidy Knudsen	4.94	2-0	21	4	1	0/0	0	45.1	54	42	32	23	30	11	1	8	195	.277	3	4	0	0	1
<b>TOTALS</b>	<b>3.72</b>	<b>36-21</b>	<b>57</b>	<b>57</b>	<b>27</b>	<b>7/0</b>	<b>2</b>	<b>376.1</b>	<b>377</b>	<b>253</b>	<b>200</b>	<b>208</b>	<b>312</b>	<b>54</b>	<b>7</b>	<b>52</b>	<b>1489</b>	<b>.253</b>	<b>19</b>	<b>51</b>	<b>8</b>	<b>8</b>	<b>22</b>
<b>OPPONENTS</b>	5.15	21-36	57	57	17	3/1	3	364.1	475	326	268	194	244	84	16	54	1523	.312	24	72	0	15	27

PB - Team (22), Bailey 22, Opp (16). Pickoffs - Team (11), Bailey 1. SBA/ATT - Bailey (51-67), Silkwood (37-50), Ward (6-8), Knudsen (4-5), Toler (4-4).

(SEC games only Sorted by Batting avg)

Record: 10-14 • Home: 4-8 • Away: 6-6

PLAYER	AVG	GP-GS	AB	R	H	2B	3B	HR	RBI	TB	SLG%	BB	HP	SO	GDP	OB%	SF	SH	SB-ATT	PO	A	E	FLD%
Mackenzie Toler	.358	24-24	67	7	24	1	0	4	20	37	.552	18	3	9	1	.506	1	0	0-0	0	1	0	1.000
Julia Echols	.349	24-24	83	20	29	4	2	3	10	46	.554	6	5	10	0	.421	1	1	0-1	45	31	4	.950
Caroline Seitz	.333	24-24	81	13	27	8	0	4	17	47	.580	13	0	8	0	.426	0	2	0-0	30	56	5	.945
Amanda Ivy	.295	24-23	61	14	18	3	0	2	10	27	.443	12	2	11	0	.427	0	5	0-0	40	0	0	1.000
Kayla Winkfield	.276	24-24	76	10	21	3	3	0	8	30	.395	2	4	14	0	.329	0	0	7-7	39	30	7	.908
Katie Anne Bailey	.276	24-24	76	17	21	1	2	5	12	41	.539	11	2	9	1	.378	1	1	2-3	121	14	6	.957
Erika Gaul	.192	21-20	52	7	10	2	0	2	6	18	.346	4	1	9	0	.263	0	1	0-0	121	6	4	.969
-----																							
Calyn Adams	.400	9-2	5	1	2	0	0	0	2	2	.400	3	1	2	0	.667	0	0	0-0	1	0	0	1.000
Katie Gentle	.355	18-8	31	5	11	2	0	3	10	22	.710	2	0	4	0	.382	1	0	0-0	12	0	0	1.000
Morgan Bell	.310	18-6	29	3	9	1	0	0	7	10	.345	2	1	10	0	.375	0	0	0-0	17	1	0	1.000
Alexis Silkwood	.294	17-17	51	11	15	3	0	1	10	21	.412	3	6	4	0	.393	1	0	0-1	9	20	1	.967
Loryn Nichols	.239	23-22	46	9	11	0	0	0	2	11	.239	8	1	17	0	.364	0	2	8-8	30	0	1	.968
Ashley Phillips	.000	18-14	6	3	0	0	0	0	0	.000	1	3	3	0	.400	0	0	1-2	9	2	0	1.000	
Carmen Carter	.000	3-0	0	1	0	0	0	0	0	.000	0	0	0	0	.000	0	0	0-0	0	0	0	.000	
Holly Ward	.000	4-2	0	0	0	0	0	0	0	.000	0	0	0	0	.000	0	0	0-0	1	8	0	1.000	
Madison Arroyo	.000	13-0	0	4	0	0	0	0	0	.000	0	0	0	0	.000	0	0	0-0	0	0	0	.000	
Cassidy Knudsen	.000	2-2	0	0	0	0	0	0	0	.000	0	0	0	0	.000	0	0	0-0	1	4	0	1.000	
<b>TOTALS</b>	<b>.298</b>	<b>24</b>	<b>664</b>	<b>125</b>	<b>198</b>	<b>28</b>	<b>7</b>	<b>24</b>	<b>114</b>	<b>312</b>	<b>.470</b>	<b>85</b>	<b>29</b>	<b>110</b>	<b>2</b>	<b>.398</b>	<b>5</b>	<b>12</b>	<b>18-22</b>	<b>476</b>	<b>173</b>	<b>28</b>	<b>.959</b>
<b>OPPONENTS</b>	.298	24	644	156	192	25	6	34	140	331	.514	128	33	116	7	.435	7	15	30-37	482	183	31	.955

LOB - Team (188), Opp (196). DPs turned - Team (14), Opp (9). CI - Team (1), Bailey 1. IBB - Team (6), Seitz 4, Echols 1, Toler 1.

(SEC games only Sorted by Earned run avg)

PLAYER	ERA	W-L	APP	GS	CG	SHO	SV	IP	H	R	ER	BB	SO	2B
--------	-----	-----	-----	----	----	-----	----	----	---	---	----	----	----	----



## 2016 SCHEDULE

### FEBRUARY

19	1-vs. Jacksonville State (ESPN3)	12:15 p.m.
	1-vs. Elon	2:30 p.m.
20	1-vs. UAB	2:30 p.m.
	1-vs. College of Charleston	4:45 p.m.
21	1-vs. Stephen F. Austin	10 a.m.
	1-vs. Stetson	12:15 p.m.
25	2-vs. NC State	3 p.m.
	2-vs. Stanford	5:30 p.m.
26	2-vs. Colorado State	10 p.m.
27	2-vs. Oregon	7:30 p.m.
	2-vs. BYU	10 p.m.

### MARCH

3	3-vs. Michigan	12:30 p.m.
	3-vs. San Jose State	3 p.m.
4	3-vs. California	4:30 p.m.
5	3-vs. Arizona State	7:30 p.m.
	3-vs. Baylor	10 p.m.
11	at Ole Miss*	6 p.m.
12	at Ole Miss*	6 p.m.
13	at Ole Miss*	1 p.m.
<b>16</b>	<b>WESTERN ILLINOIS (DH)</b>	<b>4 p.m.</b>
19	at New Mexico State (DH)	5 p.m.
20	at New Mexico State	2 p.m.
21	at UTEP (DH)	1 p.m.
23	at Northern Iowa	4 p.m.
26	at Alabama*	2 p.m.
27	at Alabama* (SEC Network)	6 p.m.
28	at Alabama* (SEC Network)	6 p.m.
30	at Saint Louis (DH)	3 p.m.

### APRIL

<b>1</b>	<b>TENNESSEE*</b>	<b>6:30 p.m.</b>
<b>2</b>	<b>TENNESSEE*</b>	<b>2 p.m.</b>
<b>3</b>	<b>TENNESSEE*</b>	<b>12 p.m.</b>
<b>8</b>	<b>GEORGIA*</b>	<b>6:30 p.m.</b>
<b>9</b>	<b>GEORGIA* (ESPNU)</b>	<b>6:30 p.m.</b>
<b>10</b>	<b>GEORGIA*</b>	<b>12 p.m.</b>
<b>13</b>	<b>WICHITA STATE (DH)</b>	<b>4 p.m.</b>
15	at Kentucky*	5 p.m.
16	at Kentucky*	2 p.m.
17	at Kentucky*	12 p.m.
19	at Iowa (DH)	3 p.m.
<b>23</b>	<b>TEXAS A&amp;M*</b>	<b>6:30 p.m.</b>
<b>24</b>	<b>TEXAS A&amp;M* (SEC Network)</b>	<b>6 p.m.</b>
<b>25</b>	<b>TEXAS A&amp;M* (SEC Network)</b>	<b>6 p.m.</b>
27	at Southeast Missouri (DH)	3 p.m.
29	at Mississippi State*	6 p.m.
30	at Mississippi State* (SEC Network)	3:30 p.m.

### MAY

1	at Mississippi State* (SEC Network)	3:30 p.m.
<b>6</b>	<b>SOUTH CAROLINA*</b>	<b>6:30 p.m.</b>
<b>7</b>	<b>SOUTH CAROLINA* (ESPNU)</b>	<b>2 p.m.</b>
<b>8</b>	<b>SOUTH CAROLINA*</b>	<b>12 p.m.</b>
11-14	SEC Tournament (Starkville, Miss.)	TBA

\*SEC Game • Home Games in **BOLD CAPS**

1-Citrus Classic (Kissimmee, Fla.); 2-Mary Nutter Collegiate Classic (Cathedral City, Calif.); 3-Judi Garman Tournament (Fullerton, Calif.)

All times Central and subject to change

# MISSOURI



TM



# MISSOURI

ALABAMA • ARKANSAS • AUBURN • FLORIDA • GEORGIA • KENTUCKY • LSU • OLE MISS

## University of Missouri Tigers Quick Facts

### GENERAL INFORMATION

**LOCATION:** Columbia, Mo.  
**FOUNDED:** 1839  
**ENROLLMENT:** 35,441  
**NICKNAME:** Tigers  
**COLORS:** Old Gold and Black  
**STADIUM (CAPACITY):** University Field (500)  
**DIMENSIONS:** L-190, C-220, R-190  
**LETTERWINNERS RETURNING/LOST:** 14/5  
**POSITION STARTERS RETURNING/LOST:** 6/3  
**PITCHERS RETURNING/LOST:** 3/0  
**NEWCOMERS:** 9  
**2015 RECORD:** 42-16  
**2015 SEC RECORD/FINISH:** 14-10/7th  
**2015 FINAL NATIONAL RANKING:** No. 14  
 USA Today/NFCA, No. 12 ESPN.com/USA Softball

### MEDIA INFORMATION

**MAILING ADDRESS:** P.O. Box 677, Columbia, Mo. 65205  
**OVERNIGHT ADDRESS:** Mizzou Athletics, Suite 200, Mizzou Arena, One Champions Drive, Columbia, MO 65211-3110  
**COMMUNICATIONS OFFICE PHONE:** (573) 882-3241  
**SOFTBALL CONTACT:** Andy Oldenburg  
**OFFICE:** (573) 882-1645  
**CELL:** (314) 954-2400  
**EMAIL:** oldenburga@missouri.edu  
**FAX:** (573) 882-4720  
**PRESS BOX PHONE:** (573) 884-2971  
**WEBSITE:** www.mutigers.com

**OVERALL RECORD:** 557-193 (12 Years)  
**SOFTBALL OFFICE PHONE:** (573) 882-0721

### TEAM HISTORY

**ALL-TIME RECORD:** 1,425-726  
**ALL-TIME SEC RECORD:** 44-27  
**SEC CHAMPIONSHIPS:** 0  
**SEC TOURNAMENT APPEARANCES:** 3  
**SEC TOURNAMENT TITLES:** 0  
**SEC TOURNAMENT RECORD:** 3-3  
**NCAA APPEARANCES:** 19 (1982-83, 1991, 1994-95, 1997, 1999, 2003-05, 2007-15)  
**NCAA SUPER REGIONAL APPEARANCES:** 7 (2008-13, 2015)  
**WCWS APPEARANCES:** 6 (1983, 1991, 1994, 2009-11)  
**NATIONAL CHAMPIONSHIPS:** 0  
**ALL-TIME NCAA RECORD:** 48-41

### SOFTBALL STAFF

**HEAD COACH:** Ehren Earleywine (Westminster, 1994)  
**RECORD AT MISSOURI:** 411-138 (9 years)



## EHREN EARLEYWINE

**Head Coach**  
*Westminster, 1994*

### COACHING STAFF



**EHREN EARLEYWINE**  
*Head Coach*



**PETE D'AMOUR**  
*Associate Head Coach*



**GINA SCHNEIDER**  
*Assistant Coach*

### ADMINISTRATION



**HANK FOLEY**  
*Interim Chancellor*



**CHRISTINA WELLS**  
*Faculty Athletic Representative*



**MACK RHOADES**  
*Athletics Director*



**SARAH REESMAN**  
*Senior Woman Administrator*



**ANDY OLDENBURG**  
*Softball SID*

## NUMERICAL ROSTER

No.	Name
00	Regan Nash
1	Erin Gilliland
2	Emily Crane
3	Paige Bange
4	Jolie Duffner
5	Tori Finucane
6	Kolby Romaine
7	Natalie Fleming
8	Sydney Sprague
9	Taylor Gadbois
10	Danielle Baumgartner
13	Cheyenne Baxter
14	Paige Lowary
15	Raime Cohen
16	Chase Nelson
20	Amanda Sanchez
21	Chloe Rathburn
22	Morgan Walters
24	Anna Reed
26	Sara Harvey
27	Kirsten Mack
36	Rylee Pierce
51	Sami Fagan
55	Cosette Tomita

## 2016 ALPHABETICAL ROSTER

No.	Name	Pos.	B/T	Ht.	Cl.	Hometown
3	Paige Bange	IF	R/R	5-3	So.	Jefferson City, Mo.
10	Danielle Baumgartner	P	R/R	5-10	Fr.	Mexico, Mo.
13	Cheyenne Baxter	RHP	R/R	6-0	Jr.	Norborne, Mo.
15	Raime Cohen	OF	L/R	5-3	Fr.	St. Louis, Mo.
2	Emily Crane	OF	L/R	5-6	Sr.	Troy, Mo.
4	Jolie Duffner	IF	L/R	5-11	Fr.	Jefferson City, Mo.
51	Sami Fagan	IF/C	L/R	5-9	R-Sr.	Dunnellon, Fla.
5	Tori Finucane	RHP	L/R	5-7	Jr.	Germantown, Md.
7	Natalie Fleming	UT	R/R	5-9	Jr.	Silex, Mo.
9	Taylor Gadbois	OF	L/R	5-10	R-Sr.	Maryville, Mo.
1	Erin Gilliland	OF	R/R	5-5	So.	Chilliecothe, Mo.
26	Sara Harvey	1B/OF	L/L	5-8	So.	Kansas City, Mo.
14	Paige Lowary	LHP	L/L	5-10	So.	Dallas Center, Iowa
27	Kirsten Mack	C/1B	R/R	5-11	Jr.	Riverside, Calif.
00	Regan Nash	OF	L/R	5-7	Fr.	Platte City, Mo.
16	Chase Nelson	IF	L/R	5-9	Fr.	Paragould, Ark.
36	Rylee Pierce	C/IF	R/R	5-7	Fr.	Visalia, Calif.
21	Chloe Rathburn	C/UT	R/R	5-8	Jr.	Mission Viejo, Calif.
24	Anna Reed	OF	L/L	5-6	Jr.	Lonedell, Mo.
6	Kolby Romaine	IF/OF	R/R	5-9	Fr.	Chino Hills, Calif.
20	Amanda Sanchez	3B/1B	L/R	5-9	So.	West Covina, Calif.
8	Sydney Sprague	IF	R/R	5-8	So.	Columbus, Ga.
55	Cosette Tomita	IF/OF	R/R	5-5	Fr.	Oak Forest, Ill.
22	Morgan Walters	IF/OF	R/R	5-8	So.	Gainesville, Ga.



### SAMI FAGAN

**Redshirt Senior • IF/C • Dunnellon, Fla.**

Fagan is one of three seniors on this year's roster, providing one of the biggest bats in the SEC and NCAA. Fagan earned Second Team All-SEC honors in 2015 after producing a .368 batting average, 13 home runs, 66 RBIs slash line. Her 66 RBIs set a new Mizzou Softball single-season record. Additionally, Fagan paced the team in batting average (.368), runs scored (58), doubles (12), triples (3), extra base-hits (28), RBIs (66), total bases (120), slugging percentage (.702) and on-base plus slugging percentage (1.183). Fagan's best stretch a season ago (April 13-19) landed her SEC and NFCA National Player of the Week honors as she went 11-for-17 (.647) with 12 RBIs and seven extra base hits in a five-game stretch.



### PAIGE LOWARY

**Sophomore • LHP • Dallas Center, Iowa**

Lowary was a heralded recruit heading into her freshman season at Mizzou and she didn't disappoint. The flame-throwing LHP was named to the 2015 Freshman All-SEC Team after going 18-7 with a 3.40 ERA and 164 strikeouts in 162.2 innings pitched. Lowary also tossed in six complete games and four saves in her first-year campaign. Lowary earned SEC Co-Freshman of the Week honors (April 20-26) after compiling a 3-0 record in the circle with 24 Ks in 21.0 innings pitched in four games vs. Missouri State, Iowa and LSU. The Dallas Center, Iowa, native earned national accolades during the offseason after being named to the 2015 USA Softball Jr. Women's National Team.



# MISSOURI

ALABAMA • ARKANSAS • AUBURN • FLORIDA • GEORGIA • KENTUCKY • LSU • OLE MISS

## 2015 RESULTS

RECORD: 42-16

HOME: 14-6 AWAY: 13-6 NEUTRAL: 15-4 SEC: 14-10

### FEBRUARY

		W/L	SCORE
13	at Louisville	W	5-1
13	UT CHATTANOOGA	W	6-1
14	vs UCF	L	0-1
14	vs Cleveland State	W	4-2
15	vs South Dakota St.	W	13-0
19	vs Cal St. Fullerton	W	10-2 (5)
19	vs Long Beach State	W	6-2
20	vs #25 Texas	W	4-3
20	vs #12 UCLA	L	0-8 (6)
21	vs #14 Arizona	W	3-2
27	vs Notre Dame	L	2-3
27	vs Penn State	W	11-7 (8)

### MARCH

01	vs Maryland	W	5-1
07	at South Carolina*	W	4-2
08	at South Carolina*	W	9-3
09	at South Carolina*	W	8-0 (6)
11	SOUTHEAST MISSOURI	W	2-1
11	SOUTHEAST MISSOURI	W	10-1 (5)
13	vs Fordham	W	7-5
13	vs Lipscomb	W	10-2 (6)
14	vs Longwood	W	12-4 (5)
15	at #25 North Carolina	W	13-3 (6)
20	at #14 Tennessee*	L	4-12 (6)
21	at #14 Tennessee*	W	9-8
22	at #14 Tennessee*	L	7-10
25	vs Illinois	W	17-5 (6)
27	AUBURN*	L	6-14 (5)
28	#8 AUBURN*	W	5-4 (8)
29	#8 AUBURN*	L	8-10

### APRIL

01	SAINT LOUIS	W	10-6
03	at #9 Georgia*	W	5-2
04	at #9 Georgia*	L	4-6
05	at #9 Georgia*	L	4-5
10	MISSISSIPPI STATE*	W	3-2
11	MISSISSIPPI STATE*	L	4-8
12	MISSISSIPPI STATE*	W	10-2 (5)
15	at Western Illinois	W	15-4
15	at Western Illinois	W	8-1 (5)
17	at Arkansas*	W	9-0 (5)
18	at Arkansas*	W	11-1 (5)
19	at Arkansas*	W	10-0 (6)
22	IOWA	W	10-2 (6)
23	at #15 Missouri State	W	6-0
25	#3 LSU*	W	7-2
26	#3 LSU*	W	10-2 (5)
27	#3 LSU*	L	0-9 (5)
29	NORTHERN IOWA	W	4-2
29	NORTHERN IOWA	W	10-9

### MAY

01	#1 FLORIDA*	L	6-7
02	#1 FLORIDA*	L	6-9
03	#1 FLORIDA*	W	3-2 (8)
06	vs Mississippi State	W	9-0 (6)
07	vs #7 Auburn	L	2-5
15	INDIANA STATE	W	7-0
16	vs Kansas	W	5-3
17	vs Kansas	W	7-6
23	at #7 UCLA	L	4-7
24	at #7 UCLA	L	6-10

\*SEC game

## 2015 STATS

(All games Sorted by Batting avg)

Record: 43-18 • Home: 18-5 • Away: 10-7 • Neutral: 15-6 • SEC: 15-9

PLAYER	AVG	GP-GS	AB	R	H	2B	3B	HR	RBI	TB	SLG%	BB	HP	SO	GDP	OB%	SF	SH	SB-ATT	PO	A	E	FLD%
Sami Fagan	.368	56-56	171	58	63	12	3	13	66	120	.702	37	3	11	0	.481	3	0	16-17	134	106	15	.941
Emily Crane	.363	58-58	179	57	65	9	2	3	26	87	.486	31	1	9	0	.455	2	3	28-28	51	3	2	.964
Taylor Gadbois	.347	56-56	190	46	66	1	0	0	7	67	.353	13	3	29	0	.398	0	2	40-43	59	5	4	.941
Amanda Sanchez	.347	58-58	173	30	60	6	0	14	56	108	.624	24	8	21	0	.444	2	1	2-2	30	78	10	.915
Kelsea Roth	.338	56-54	142	42	48	5	1	14	46	97	.683	33	8	29	0	.484	1	0	2-3	349	15	8	.978
Corrin Genovese	.312	58-58	157	35	49	10	1	4	36	73	.465	31	0	9	0	.419	3	3	8-10	74	122	10	.951
Kirsten Mack	.294	56-56	160	30	47	7	1	15	48	101	.631	29	4	32	1	.415	0	1	0-0	316	17	3	.991
Angela Randazzo	.258	52-49	128	11	33	4	0	5	22	52	.406	18	1	8	1	.351	1	0	0-0	19	14	3	.917
-----																							
Paige Bange	.556	13-0	9	5	5	2	0	1	4	10	1.111	1	0	0	0	.600	0	1	0-0	1	3	1	.800
Jordan Zolman	.346	19-7	26	3	9	2	0	2	10	17	.654	7	0	7	0	.485	0	0	0-0	0	0	0	.000
Anna Reed	.333	30-0	9	10	3	1	0	0	3	4	.444	2	1	2	0	.500	0	0	1-1	0	0	1	.000
Sara Harvey	.308	18-1	13	5	4	1	0	1	1	8	.615	1	0	4	0	.357	0	0	0-0	2	0	0	1.000
Kayla Kingsley	.280	26-8	25	10	7	0	0	0	3	7	.280	3	3	4	0	.419	0	0	5-6	14	0	0	1.000
Natalie Fleming	.267	50-43	101	20	27	2	1	3	14	40	.396	21	2	15	0	.403	0	2	2-3	48	24	3	.960
Morgan Walters	.200	35-14	50	18	10	1	0	2	7	17	.340	8	0	13	0	.310	0	0	3-4	9	1	3	.769
Alyssa Cousins	.167	20-3	18	4	3	1	0	2	5	10	.556	5	0	4	1	.333	1	0	0-0	6	1	4	.636
Sydney Sprague	.091	34-1	11	9	1	0	0	0	1	1	.091	0	0	3	0	.091	0	0	3-3	1	0	0	1.000
Erin Gilliland	.000	2-0	0	2	0	0	0	0	0	0	.000	0	0	0	0	.000	0	0	1-1	0	0	0	.000
Cheyenne Baxter	.000	1-0	0	0	0	0	0	0	0	0	.000	0	0	0	0	.000	0	0	0-0	0	7	2	.778
<b>TOTALS</b>	<b>.320</b>	<b>58-58</b>	<b>1562</b>	<b>395</b>	<b>500</b>	<b>64</b>	<b>9</b>	<b>79</b>	<b>355</b>	<b>819</b>	<b>.524</b>	<b>264</b>	<b>34</b>	<b>200</b>	<b>3</b>	<b>.426</b>	<b>13</b>	<b>13</b>	<b>111-121</b>	<b>1119</b>	<b>440</b>	<b>72</b>	<b>.956</b>
<b>OPPONENTS</b>	<b>.246</b>	<b>58-58</b>	<b>1461</b>	<b>229</b>	<b>359</b>	<b>43</b>	<b>1</b>	<b>50</b>	<b>199</b>	<b>554</b>	<b>.379</b>	<b>189</b>	<b>48</b>	<b>343</b>	<b>5</b>	<b>.350</b>	<b>5</b>	<b>26</b>	<b>10-16</b>	<b>1090</b>	<b>435</b>	<b>81</b>	<b>.950</b>

LOB - Team (403), Opp (383). DPs turned - Team (18), Opp (26). CI - Team (1), Mack 1, Opp (1). IBB - Team (2), Mack 1, Fleming 1, Opp (17).

(All games Sorted by Earned run avg)

PLAYER	ERA	W-L	APP	GS	CG	SHO	SV	IP	H	R	ER	BB	SO	2B	3B	HR	AB	B/AVG	WP	HP	BK	SFA	SHA
Tori Finucane	3.03	21-8	41	30	8	3/3	2	155.0	149	92	67	80	140	19	1	25	607	.245	9	18	1	2	15
Paige Lowary	3.40	18-7	37	26	6	0/3	4	162.2	152	97	79	78	164	19	0	18	624	.244	17	15	7	3	10
-----																							
Cheyenne Baxter	2.78	3-1	30	2	0	0/3	3	55.1	58	40	22	31	39	5	0	7	230	.252	7	15	1	0	1
<b>TOTALS</b>	<b>3.15</b>	<b>42-16</b>	<b>58</b>	<b>58</b>	<b>14</b>	<b>7/4</b>	<b>9</b>	<b>373.0</b>	<b>359</b>	<b>229</b>	<b>168</b>	<b>189</b>	<b>343</b>	<b>43</b>	<b>1</b>	<b>50</b>	<b>1461</b>	<b>.246</b>	<b>33</b>	<b>48</b>	<b>9</b>	<b>5</b>	<b>26</b>
<b>OPPONENTS</b>	<b>5.99</b>	<b>16-42</b>	<b>58</b>	<b>58</b>	<b>15</b>	<b>3/0</b>	<b>2</b>	<b>363.1</b>	<b>500</b>	<b>395</b>	<b>311</b>	<b>264</b>	<b>200</b>	<b>64</b>	<b>9</b>	<b>79</b>	<b>1562</b>	<b>.320</b>	<b>42</b>	<b>34</b>	<b>2</b>	<b>13</b>	<b>13</b>

PB - Team (18), Mack 13, Fagan 5, Opp (6). SBA/ATT - Mack (10-14), Lowary (5-9), Finucane (5-6), Baxter (0-1), Cousins (0-1), Fagan (0-1).

(SEC games only Sorted by Batting avg)

Record: 14-10 • Home: 6-6 • Away: 8-4

PLAYER	AVG	GP-GS	AB	R	H	2B	3B	HR	RBI	TB	SLG%	BB	HP	SO	GDP	OB%	SF	SH	SB-ATT	PO	A	E	FLD%
Emily Crane	.387	24-24	75	24	29	3	2	1	9	39	.520	9	1	4	0	.459	0	1	8-8	20	1	0	1.000
Sami Fagan	.382	22-22	68	21	26	4	1	6	24	50	.735	11	2	7	0	.476	1	0	1-2	36	44	4	.952
Corrin Genovese	.306	24-24	62	18	19	4	0	3	11	32	.516	16	0	4	0	.443	1	1	3-4	34	44	5	.940
Angela Randazzo	.294	21-19	51	7	15	1	0	3	10	25	.490	5	1	4	0	.362	1	0	0-0	5	0	0	1.000
Kelsea Roth	.293	24-23	58	19	17	1	0	4	14	30	.517	15	4	14	0	.462	1	0	1-1	145	9	4	.975
Amanda Sanchez	.280	24-24	75	13	21	2	0	9	23	50	.667	4	5	14	0	.357	0	0	1-1	15	31	4	.920
Taylor Gadbois	.231	24-24	78	12	18	0	0	0	5	18	.231	6	1	17	0	.294	0	2	7-9	23	2	2	.926
Kirsten Mack	.231	24-24	65	9	15	2	0	4	17	29	.446	12	1	17	0	.359	0	0	0-0	148	8	2	.987
-----																							
Anna Reed	.667	11-0	3	3	2	0	0	0	1	2	.667	0	0	1	0	.667	0	0	1-1	0	0	1	.000
Jordan Zolman	.500	8-3	12	1	6	1	0	1	6	10	.833	2	0	3	0	.571	0	0	0-0	0	0	0	.000
Sydney Sprague	.500	14-0	2	4	1	0																	

## 2016 SCHEDULE

# SOUTH CAROLINA

### FEBRUARY

12	1-vs. Michigan	9:30 a.m.
	1-at USF	2:15 p.m.
13	1-vs. Virginia Tech	9:30 a.m.
14	1-vs. Illinois State	11:15 a.m.
<b>17</b>	<b>NORTH CAROLINA</b>	<b>1 p.m.</b>
<b>19</b>	<b>2-UNC GREENSBORO</b>	<b>5 p.m.</b>
<b>20</b>	<b>2-OHIO</b>	<b>12:30 p.m.</b>
<b>21</b>	<b>2-LONGWOOD</b>	<b>12:30 p.m.</b>
	<b>2-WINTHROP</b>	<b>3 p.m.</b>
<b>23</b>	<b>COASTAL CAROLINA</b>	<b>5 p.m.</b>
26	3-at UC Santa Barbara	11:30 a.m.
	3-vs. Southern Utah	4 p.m.
27	3-at UC Santa Barbara	11:30 a.m.
	3-vs. Southern Utah	1:30 p.m.
28	3-vs. Georgia Tech	12 p.m.

### MARCH

<b>1</b>	<b>WESTERN CAROLINA (DH)</b>	<b>4 p.m.</b>
<b>4</b>	<b>4-KENNESAW STATE</b>	<b>4 p.m.</b>
<b>5</b>	<b>4-MICHIGAN STATE</b>	<b>1 p.m.</b>
	<b>4-CONNECTICUT</b>	<b>4 p.m.</b>
<b>6</b>	<b>4-TBD</b>	<b>12:30/3 p.m.</b>
<b>8</b>	<b>SIU-EDWARDSVILLE</b>	<b>6 p.m.</b>
<b>11</b>	<b>KENTUCKY*</b>	<b>6 p.m.</b>
<b>12</b>	<b>KENTUCKY* (SEC Network)</b>	<b>1 p.m.</b>
<b>13</b>	<b>KENTUCKY* (SEC Network)</b>	<b>1 p.m.</b>
<b>16</b>	<b>BUFFALO (DH)</b>	<b>4 p.m.</b>
<b>19</b>	<b>GEORGIA*</b>	<b>3 p.m.</b>
<b>20</b>	<b>GEORGIA* (SEC Network)</b>	<b>7 p.m.</b>
<b>21</b>	<b>GEORGIA* (SEC Network)</b>	<b>7 p.m.</b>
<b>22</b>	<b>CHARLESTON SOUTHERN</b>	<b>6 p.m.</b>
25	at Auburn*	7 p.m.
26	at Auburn*	7 p.m.
27	at Auburn*	2 p.m.
30	at Charlotte	5 p.m.

### APRIL

<b>2</b>	<b>TROY</b>	<b>3 p.m.</b>
<b>3</b>	<b>TROY</b>	<b>1 p.m.</b>
<b>5</b>	<b>UNC WILMINGTON</b>	<b>6 p.m.</b>
8	at Arkansas*	7 p.m.
9	at Arkansas*	2 p.m.
10	at Arkansas*	2 p.m.
12	at USC Upstate	6 p.m.
<b>15</b>	<b>OLE MISS*</b>	<b>6 p.m.</b>
<b>16</b>	<b>OLE MISS*</b>	<b>3 p.m.</b>
<b>17</b>	<b>OLE MISS* (SEC Network)</b>	<b>2 p.m.</b>
<b>19</b>	<b>GEORGIA SOUTHERN</b>	<b>6 p.m.</b>
22	at LSU*	7 p.m.
23	at LSU*	7 p.m.
24	at LSU*	2 p.m.
<b>26</b>	<b>FURMAN</b>	<b>6 p.m.</b>
<b>29</b>	<b>ALABAMA*</b>	<b>6 p.m.</b>
<b>30</b>	<b>ALABAMA* (SEC Network)</b>	<b>12 p.m.</b>

### MAY

<b>1</b>	<b>ALABAMA*</b>	<b>1 p.m.</b>
6	at Missouri*	7:30 p.m.
7	at Missouri* (ESPNU)	3 p.m.
8	at Missouri*	1 p.m.
11-14	SEC Tournament (Starkville, Miss.)	TBA

\*SEC Game • Home Games in **BOLD CAPS**

1-USF Wilson DeMarini Tournament (Tampa, Fla.);  
 2-Gamecock Classic (Columbia, S.C.); 3-Gaucho Classic  
 (Santa Barbara, Calif.); 4-Gamecock Invitational (Columbia,  
 S.C.)

All times Eastern and subject to change





# SOUTH CAROLINA

ALABAMA • ARKANSAS • AUBURN • FLORIDA • GEORGIA • KENTUCKY • LSU • OLE MISS

## University of South Carolina Gamecocks Quick Facts

### GENERAL INFORMATION

**LOCATION:** Columbia, S.C.  
**FOUNDED:** 1801  
**ENROLLMENT:** 31,288  
**NICKNAME:** Gamecocks  
**COLORS:** Garnet (PMS 202C) and Black  
**STADIUM (CAPACITY):** Carolina Softball Stadium at Beckham Field (1,400)  
**DIMENSIONS:** L-200, C-220, R-200  
**LETTERWINNERS RETURNING/LOST:** 16/6  
**POSITION STARTERS RETURNING/LOST:** 8/2  
**PITCHERS RETURNING/LOST:** 2/1  
**NEWCOMERS:** 5  
**2015 RECORD:** 38-22  
**2015 SEC RECORD/FINISH:** 10-14/T9th

### MEDIA INFORMATION

**MAILING ADDRESS:** Rice Athletic Center, 1304 Heyward St., Columbia, SC 29208  
**OVERNIGHT ADDRESS:** Same  
**COMMUNICATIONS OFFICE PHONE:** (803) 777-5204  
**SOFTBALL CONTACT:** Koby Padgett  
**OFFICE:** (803) 777-8017  
**CELL:** (803) 386-8345  
**EMAIL:** kpadgett@sc.edu  
**FAX:** (803) 777-2967  
**PRESS BOX PHONE:** (803) 777-6467  
**WEBSITE:** www.gamecocksonline.com

**SOFTBALL OFFICE PHONE:** (803) 777-7858  
**SOFTBALL OFFICE FAX:** (803) 777-0964

### TEAM HISTORY

**ALL-TIME RECORD:** 1,378-739-7 (41 years)  
**ALL-TIME SEC RECORD:** 220-294 (17 years)  
**SEC CHAMPIONSHIPS:** 1 (1997)  
**SEC TOURNAMENT APPEARANCES:** 13 (1997-2005, 2007, 2013-15)  
**SEC TOURNAMENT TITLES:** 2 (1997, 2000)  
**SEC TOURNAMENT RECORD:** 17-18  
**NCAA APPEARANCES:** 18 (1982-83, 1988-89, 1994-97, 1999-2004, 2007, 2013-15)  
**NCAA SUPER REGIONAL APPEARANCES:** 1 (2007)  
**WCWS APPEARANCES:** 3 (1983, 1989, 1997)  
**NATIONAL CHAMPIONSHIPS:** 0  
**ALL-TIME NCAA RECORD:** 33-33

### SOFTBALL STAFF

**HEAD COACH:** Beverly Smith (North Carolina, 1994)  
**RECORD AT SOUTH CAROLINA:** 157-131 (5 years)  
**OVERALL RECORD:** 157-131 (5 years)

## BEVERLY SMITH

**Head Coach**  
*North Carolina, 1994*



### COACHING STAFF



**BEVERLY SMITH**  
*Head Coach*



**LISA NAVAS**  
*Associate Head Coach*



**CALVIN BEAMON**  
*Assistant Coach*

### ADMINISTRATION



**DR. HARRIS PASTIDES**  
*President*



**DR. VALINDA LITTLEFIELD**  
*Faculty Representative*



**RAY TANNER**  
*Athletics Director*



**JUDY VAN HORN**  
*Senior Woman Administrator*



**KOBY PADGETT**  
*Softball SID*

# SOUTH CAROLINA



MISSISSIPPI STATE • MISSOURI • **SOUTH CAROLINA** • TENNESSEE • TEXAS A&M • VANDERBILT

## NUMERICAL ROSTER

No.	Name
1	Alexis Mack
2	Caroline Cash
3	Jordyn Augustus
4	Hayley Copeland
5	Ansley Ard
6	Jordan Bizzell
7	Kenzi Maguire
8	Taylor Williams
10	Jessica Elliott
11	Krystan White
12	Kaylea Snaer
15	Macey Webb
16	Effie Manahan
18	Tiara Duffy
20	Lauren Masters
21	Victoria Williams
22	Alaynie Page
23	Kennedy Clark
24	Kamryn Watts
33	Nickie Blue
44	Lex Hull

## 2016 ALPHABETICAL ROSTER

No.	Name	Pos.	B/T	Ht.	Cl.	Hometown
5	Ansley Ard	OF	R/R	5-9	Sr.	Sumter, S.C.
3	Jordyn Augustus	UT	R/R	5-4	So.	New Tripoli, Pa.
6	Jordan Bizzell	3B/C	R/R	5-4	Sr.	Hartsville, S.C.
33	Nickie Blue	P	R/R	6-1	Jr.	Longmont, Colo.
2	Caroline Cash	OF	L/L	5-6	So.	Spartanburg, S.C.
23	Kennedy Clark	OF	L/L	5-5	Fr.	Eastvale, Calif.
4	Hayley Copeland	P	R/R	6-0	So.	Yorba Linda, Calif.
18	Tiara Duffy	OF	L/L	5-10	So.	Rehoboth Beach, Del.
10	Jessica Elliott	P	R/R	5-8	Jr.	Orlando, Fla.
44	Lex Hull	C	L/R	5-8	Fr.	Louisville, Ky.
1	Alexis Mack	UT	L/R	5-4	Fr.	Brecksville, Ohio
7	Kenzi Maguire	IF	R/R	5-3	Fr.	Hudson, Fla.
16	Effie Manahan	C	R/R	5-9	Jr.	Brooklet, Ga.
20	Lauren Masters	IF	R/R	5-3	R-Jr.	Evans, Ga.
22	Alaynie Page	OF	R/R	5-6	Sr.	Boiling Springs, S.C.
12	Kaylea Snaer	1B	R/R	5-9	Jr.	Rowland Heights, Calif.
24	Kamryn Watts	IF	L/R	5-6	So.	Los Angeles, Calif.
15	Macey Webb	UT	R/R	5-6	Jr.	Stanfield, N.C.
11	Krystan White	IF	R/R	5-6	So.	Chesterfield, S.C.
8	Taylor Williams	IF	R/R	5-9	Jr.	Flatonia, Texas
21	Victoria Williams	IF	L/R	5-6	Jr.	Williamston, S.C.



### NICKIE BLUE

**Junior • P • Longmont, Colo.**

The workhorse of the Gamecock staff returns after a brilliant sophomore campaign. The 6-1 hurler set the pace for the team in innings, ERA, strikeouts and wins as well as part of the nine categories she led. Her 1.86 ERA stood as the lowest for a Gamecock pitcher since 2007. Blue also threw the majority of two one-hitters.



### ALAYNIE PAGE

**Senior • OF • Boiling Springs, S.C.**

Alaynie Page earned first-team All-America honors after a record-setting 2015 season, as she established new marks in five single-season categories for the Gamecocks. She led South Carolina in 14 of the 15 categories tracked in the offensive record book, including 15 home runs, an .805 slugging percentage and 45 RBI. She also posted the third-most outfield putouts for a Gamecock in the SEC era and tied for eighth in single-season outfield assists (6).



# SOUTH CAROLINA

ALABAMA • ARKANSAS • AUBURN • FLORIDA • GEORGIA • KENTUCKY • LSU • OLE MISS

## 2015 RESULTS

**RECORD: 38-22**

**HOME: 23-8 AWAY: 7-9 NEUTRAL: 8-5 SEC: 10-14**

### FEBRUARY

	W/L	SCORE
06 vs Longwood	W	3-1
07 Delaware State	W	17-0
07 at East Carolina	W	11-2
08 vs Longwood	W	10-0 (5)
08 at East Carolina	L	0-1
11 UCF	L	1-4
13 APPALACHIAN ST.	W	5-0
13 PRESBYTERIAN	W	9-6
14 NORTH CAROLINA	W	6-3
14 COL. OF CHARLESTON	W	5-4
19 vs LIU Brooklyn	W	7-3
19 vs #9 Florida State	L	3-4 (10)
20 vs Stanford	W	6-2
21 vs #21 California	W	3-1
22 vs Northwestern	L	4-6
26 WESTERN CAROLINA	W	3-1
27 CHARLESTON SOUTHERN	W	10-3
28 MARSHALL	W	2-0

### MARCH

01 #24 SOUTH ALABAMA	L	1-4
01 TENNESSEE ST.	W	8-0 (5)
03 CHARLOTTE	W	9-3
05 LIBERTY	W	12-3 (5)
07 #21 MISSOURI*	L	2-4
08 #21 MISSOURI*	L	3-9
09 #21 MISSOURI*	L	0-8 (6)
11 WESTERN KENTUCKY	W	2-1
13 #9 TENNESSEE*	W	8-0 (6)
14 #9 TENNESSEE*	W	7-6 (9)
15 #9 TENNESSEE*	L	1-9 (5)
18 at Winthrop	W	3-2
20 at #23 Texas A&M*	L	2-3 (10)
22 at #23 Texas A&M*	L	3-4
22 at #23 Texas A&M*	L	2-5
25 FURMAN	W	2-1
26 NORTH FLORIDA	W	8-0 (5)
26 NORTH FLORIDA	W	5-2
31 at UNC Wilmington	W	15-10

### APRIL

01 COL. OF CHARLESTON	W	9-1 (6)
03 at #3 Florida*	L	2-10 (6)
04 at #3 Florida*	L	0-19 (5)
04 at #3 Florida*	L	3-16 (5)
07 USC UPSTATE	W	3-0
10 ARKANSAS*	W	8-0 (6)
11 ARKANSAS*	L	4-5 (8)
12 ARKANSAS*	W	8-3
17 at #14 Kentucky*	W	6-4
18 at #14 Kentucky*	L	0-2
18 at #14 Kentucky*	W	7-6 (11)
21 GA. SOUTHERN	W	8-0 (6)
24 at Ole Miss*	W	10-2 (5)
25 at Ole Miss*	L	2-5
26 at Ole Miss*	W	10-7

### MAY

01 MISSISSIPPI STATE*	W	6-3
02 MISSISSIPPI STATE*	L	6-9
03 MISSISSIPPI STATE*	W	9-1 (6)
06 vs #22 Texas A&M	W	6-3
07 vs #2 Florida	L	1-10 (5)
15 vs #13 UCF	L	1-4
16 vs Dartmouth	W	3-1
16 vs #13 UCF	L	2-5

\*SEC Game

## 2015 STATS

(All games Sorted by Batting avg)

Record: 38-22 • Home: 23-8 • Away: 7-9 • Neutral: 8-5 • SEC: 10-14

PLAYER	AVG	GP-GS	AB	R	H	2B	3B	HR	RBI	TB	SLG%	BB	HP	SO	GDP	OB%	SF	SH	SB-ATT	PO	A	E	FLD%
Alaynie Page	.436	60-60	195	61	85	13	7	15	45	157	.805	35	8	20	0	.538	0	2	13-13	98	6	4	.963
Victoria Williams	.317	54-51	145	11	46	9	0	4	38	67	.462	17	5	28	0	.405	1	0	0-0	30	1	3	.912
Kristen Struett	.289	57-57	173	36	50	7	5	3	25	76	.439	17	8	25	1	.373	3	4	1-2	58	2	0	1.000
Kaylea Snaer	.275	59-58	171	18	47	7	1	7	36	77	.450	31	0	27	2	.380	3	0	0-0	416	9	7	.984
Lauren Masters	.235	60-60	166	14	39	6	0	2	26	51	.307	24	9	21	2	.360	1	1	1-1	78	125	5	.976
Sarah Mooney	.228	56-50	136	12	31	7	1	7	27	61	.449	20	2	19	1	.331	2	1	0-0	189	24	5	.977
Kate Shereyk	1.000	38-0	1	12	1	0	0	0	1	1	1.000	0	0	0	0	1.000	0	0	0-0	0	0	0	.000
Effie Manahan	.667	4-0	3	1	2	0	0	0	1	2	.667	0	1	0	0	.750	0	0	0-0	0	0	0	.000
Anslay Ard	.313	57-35	112	27	35	3	1	15	43	.384	6	1	28	0	.353	0	5	9-12	47	5	1	.981	
Julie Sarratt	.310	17-14	29	1	9	1	0	1	5	13	.448	0	0	4	1	.310	0	0	0-0	11	28	3	.929
Tiara Duffy	.310	35-11	42	13	13	2	0	0	1	15	.357	2	1	8	0	.356	0	1	2-5	1	0	0	1.000
Olivia Lawrence	.290	41-22	62	8	18	2	0	6	14	38	.613	4	4	23	1	.371	0	0	0-0	116	8	4	.969
Carolina Cash	.290	27-3	31	5	9	2	0	0	6	11	.355	1	0	5	0	.313	0	0	0-0	0	0	0	.000
Jordan Bizzell	.290	49-40	107	35	31	7	1	5	20	55	.514	26	12	30	1	.473	1	1	10-12	28	55	8	.912
Taylor Williams	.278	41-32	90	17	25	4	0	7	14	50	.556	14	5	31	0	.400	1	2	2-3	36	59	13	.880
Kristan White	.243	49-38	107	13	26	4	0	2	13	36	.336	4	0	11	0	.265	2	5	0-1	56	79	8	.944
Kamryn Watts	.120	42-22	25	15	3	0	0	0	1	3	.120	1	1	9	0	.185	0	2	2-2	26	32	2	.967
Macey Webb	.000	5-0	3	0	0	0	0	0	0	0	.000	1	1	2	1	.400	0	0	0-0	0	0	0	.000
Aubrey Rabun	.000	1-0	1	0	0	0	0	0	0	0	.000	0	0	0	0	.000	0	0	0-0	0	0	0	.000
Jordyn Augustus	.000	42-0	0	13	0	0	0	0	0	0	.000	1	0	0	0	1.000	0	0	1-1	1	0	0	1.000
<b>TOTALS</b>	<b>.294</b>	<b>60-60</b>	<b>1599</b>	<b>312</b>	<b>470</b>	<b>74</b>	<b>16</b>	<b>60</b>	<b>288</b>	<b>756</b>	<b>.473</b>	<b>204</b>	<b>58</b>	<b>291</b>	<b>10</b>	<b>.390</b>	<b>14</b>	<b>24</b>	<b>41-52</b>	<b>1195</b>	<b>487</b>	<b>65</b>	<b>.963</b>
OPPONENTS	.245	60-60	1531	231	375	45	7	43	214	563	.368	175	35	280	11	.334	10	34	31-41	1166	451	55	.967

LOB - Team (425), Opp (364). DPs turned - Team (24), Opp (23). CI - Team (2), Lawrence, O. 1, Mooney, S. 1, Opp (1). IBB - Team (10), Page, A. 5, Snaer, K. 3, Mooney, S. 1, Masters, L. 1, Opp (3). Picked off - Ard, A. 1.

(All games Sorted by Earned run avg)

PLAYER	ERA	W-L	APP	GS	CG	SHO	SV	IP	H	R	ER	BB	SO	2B	3B	HR	AB	B/AVG	WP	HP	BK	SFA	SHA
Nickie Blue	1.86	20-9	39	26	17	5/1	4	203.2	161	78	54	75	165	18	1	12	754	.214	6	15	0	3	20
Julie Sarratt	4.03	18-12	40	33	19	4/0	0	186.0	203	130	107	75	107	26	5	27	741	.274	10	18	0	7	14
Hayley Copeland	12.78	0-1	8	1	0	0/1	1	7.2	7	14	14	19	7	1	0	3	29	.241	6	2	0	0	0
Sarah Mooney	63.00	0-0	1	0	0	0/0	0	1.0	4	9	9	6	1	0	1	1	7	.571	1	0	0	0	0
<b>TOTALS</b>	<b>3.22</b>	<b>38-22</b>	<b>60</b>	<b>60</b>	<b>36</b>	<b>10/1</b>	<b>5</b>	<b>398.1</b>	<b>375</b>	<b>231</b>	<b>183</b>	<b>175</b>	<b>280</b>	<b>45</b>	<b>7</b>	<b>43</b>	<b>1531</b>	<b>.245</b>	<b>23</b>	<b>35</b>	<b>0</b>	<b>10</b>	<b>34</b>
OPPONENTS	4.74	22-38	60	60	23	4/1	3	388.2	470	312	263	204	291	74	16	60	1599	.294	41	58	5	14	24

PB - Team (6), Lawrence, O. 5, Mooney, S. 1, Opp (8). Pickoffs - Team (0), Opp (1). SBA/ATT - Mooney, S. (16-24), Sarratt, J. (15-20), Blue, N. (14-19), Lawrence, O. (16-18), Copeland, H. (1-1).

(SEC games only Sorted by Batting avg)

Record: 10-14 • Home: 6-6 • Away: 4-8

PLAYER	AVG	GP-GS	AB	R	H	2B	3B	HR	RBI	TB	SLG%	BB	HP	SO	GDP	OB%	SF	SH	SB-ATT	PO	A	E	FLD%
Alaynie Page	.446	24-24	74	25	33	4	2	6	13	59	.797	18	5	10	0	.577	0	0	4-4	38	2	3	.930
Kaylea Snaer	.351	24-24	74	7	26	6	1	4	17	46	.622	10	0	13	2	.424	1	0	0-0	169	4	2	.989
Victoria Williams	.313	23-22	64	6	20	1	0	1	14	24	.375	6	2	10	0	.384	1	0	0-0	6	1	1	.875
Kristen Struett	.266	24-24	79	15	21	4	2	1	8	32	.405	4	1	11	1	.310	0	4	0-0	29	2	0	1.000
Lauren Masters	.246	24-24	65	6	16	5	0	1	10	24	.369	10	4	8	2	.380	0	0	0-0	33	56	1	.989
Jordan Bizzell	.189	20-18	53	7	10	3	1	0	7	15	.283	4	6	18	1	.313	1	1	3-3	9	15	3	.889
Kristan White	.148	23-20	54	5	8	0	0	1	3	11	.204	0	0	5	0	.145	1	3	0-0	30	42	2	.973
Sarah Mooney	.146	22-19	48	4	7	3	0	3	12	19	.396	6	1	4	1	.250	1	0	0-0	63	12	4	.949
Carolina Cash	.333	11-1	12	2	4	1	0	0	3	5	.417	0	0	1	0	.333	0	0	0-0	0	0	0	.000
Tiara Duffy	.304	14-7	23	3	7	1	0	0	8	348	0	0	5	0	.304	0	0	1-1	1	0	0	1.000	
Olivia Lawrence	.261	18-8	23	2	6	0	0	2	6	12	.522	0	2	11	1	.320	0	0	0-0	51	2	3	.946
Taylor Williams	.243	18-13	37	6	9	2	0	2	4	17	.459	6	4	14	0	.396	1	0	1-1	18	27	4	.918
Anslay Ard	.214	22-8	28	6	6	0	0	0	3	6	.214	1	1	11	0	.267	0	1	2-4	17	4	0	1.000
Julie Sarratt	.200	3-3	5	0	1	0	0	0	0	1	.200	0	0	0	0	.200	0	0	0-0	2	8	2	.833
Kamryn Watts	.000	16-4	1	6	0	0	0	0	0	0	.000	0	1	1	0	.500	0	0	1-1	7	4	0	1.000
Jordyn Augustus	.000	16-0	0	5	0	0	0	0	0	0	.000	0	0	0	0	.000	0	0	0-0	0	0	0	.000
Kate Shereyk	.000	10-0	0	4	0	0	0	0	0	0	.000	0	0	0	0	.000	0	0	0-0	0	0	0	.000
<b>TOTALS</b>	<b>.272</b>	<b>24</b>	<b>640</b>	<b>109</b>	<b>174</b>	<b>30</b>	<b>6</b>	<b>21</b>	<b>100</b>	<b>279</b>	<b>.436</b>	<b>65</b>	<b>27</b>	<b>122</b>	<b>8</b>	<b>.360</b>	<b>6</b>	<b>9</b>	<b>12-14</b>	<b>477</b>	<b>194</b>	<b>26</b>	<b>.963</b>
OPPONENTS	.297	24	639	140	190	24	3	28	130	304	.476	93	18	97	3	.400	3	17	19-24	482	193	19	.973

LOB - Team (157), Opp (154). DPs turned - Team (13



# TENNESSEE

11	1-vs. Creighton	5 p.m.
	1-vs. BYU	7:30 p.m.
12	1-vs. Fresno State	8 p.m.
	1-at Arizona State	10:30 p.m.
13	1-vs. San Jose State	3 p.m.
	1-vs. Northwestern	5:30 p.m.
19	2-vs. James Madison	11 a.m.
	2-vs. Oklahoma State	1:15 p.m.
20	2-vs. Fordham	11:15 a.m.
	2-vs. USF	4 p.m.
21	2-vs. DePaul	11:15 a.m.
<b>25</b>	<b>DAYTON</b>	<b>3 p.m.</b>
26	3-vs. Marshall	2 p.m.
27	3-vs. Arizona	10 a.m.
	3-vs. Marshall	5 p.m.
28	3-at Alabama	2 p.m.


<b>4</b>	<b>4-UAB</b>	<b>3 p.m.</b>
	<b>4-UW-GREEN BAY</b>	<b>5:30 p.m.</b>
<b>5</b>	<b>4-ST. JOHN'S</b>	<b>12:30 p.m.</b>
	<b>4-TBD</b>	<b>3/5:30 p.m.</b>
<b>6</b>	<b>4-TBD</b>	<b>1:30 p.m.</b>
8	vs. Belmont	7 p.m.
<b>11</b>	<b>ARKANSAS*</b>	<b>6 p.m.</b>
<b>12</b>	<b>ARKANSAS* (SEC Network)</b>	<b>3:30 p.m.</b>
<b>13</b>	<b>ARKANSAS*</b>	<b>1:30 p.m.</b>
16	at North Florida	6 p.m.
18	at Florida* (ESPNU)	7 p.m.
19	at Florida* (SEC Network)	12 p.m.
20	at Florida* (SEC Network)	4 p.m.
<b>22</b>	<b>JACKSONVILLE</b>	<b>5 p.m.</b>
<b>25</b>	<b>MISSISSIPPI STATE</b>	<b>6 p.m.</b>
<b>26</b>	<b>MISSISSIPPI STATE</b>	<b>2 p.m.</b>
<b>27</b>	<b>MISSISSIPPI STATE</b>	<b>2 p.m.</b>
29	at Lipscomb	6 p.m.

1	at Missouri*	7:30 p.m.
2	at Missouri*	3 p.m.
3	at Missouri*	1 p.m.
<b>5</b>	<b>KENNESAW STATE</b>	<b>6 p.m.</b>
<b>8</b>	<b>TEXAS A&amp;M*</b>	<b>6 p.m.</b>
<b>9</b>	<b>TEXAS A&amp;M* (ESPNU)</b>	<b>12 p.m.</b>
<b>10</b>	<b>TEXAS A&amp;M*</b>	<b>1:30 p.m.</b>
16	at Georgia* (ESPN2)	1 p.m.
17	at Georgia* (SEC Network)	7 p.m.
18	at Georgia* (SEC Network)	7 p.m.
<b>19</b>	<b>FURMAN</b>	<b>6 p.m.</b>
<b>23</b>	<b>LA.-MONROE</b>	<b>1:30 p.m.</b>
	<b>OKLAHOMA (ESPNU)</b>	<b>4:30 p.m.</b>
<b>24</b>	<b>LIPSCOMB</b>	<b>2:30 p.m.</b>
<b>27</b>	<b>TENNESSEE TECH</b>	<b>6 p.m.</b>
<b>30</b>	<b>AUBURN* (ESPN2)</b>	<b>8 p.m.</b>

<b>1</b>	<b>AUBURN* (ESPNU)</b>	<b>7 p.m.</b>
<b>2</b>	<b>AUBURN* (SEC Network)</b>	<b>7 p.m.</b>
6	at Ole Miss*	7 p.m.
7	at Ole Miss* (SEC Network)	1 p.m.
8	at Ole Miss*	2 p.m.
11-14	SEC Tournament (Starkville, Miss.)	TBA

\*SEC Game

1-Kajikawa Classic (Tempe, Ariz.); 2-Michele Smith PCF Invitational (Clearwater, Fla.); 3-Easton Bama Bash (Tuscaloosa, Ala.); 4-Tennessee Invitational (Knoxville, Tenn.) All times Eastern and subject to change



# T TENNESSEE

ALABAMA • ARKANSAS • AUBURN • FLORIDA • GEORGIA • KENTUCKY • LSU • OLE MISS

## University of Tennessee Volunteers Quick Facts

### GENERAL INFORMATION

**LOCATION:** Knoxville, Tenn.  
**FOUNDED:** 1794  
**ENROLLMENT:** 27,410  
**NICKNAME:** Volunteers  
**COLORS:** Orange (PMS 151) and White  
**STADIUM (CAPACITY):** Sherri Parker Lee Softball Stadium (1,649)  
**DIMENSIONS:** L-200, C-220, R-200  
**LETTERWINNERS RETURNING/LOST:** 9/8  
**POSITION STARTERS RETURNING/LOST:** 7/2  
**PITCHERS RETURNING/LOST:** 3/1  
**NEWCOMERS:** 12  
**2015 RECORD:** 47-17  
**2015 SEC RECORD/FINISH:** 15-9/T4th  
**2015 FINAL RANKINGS:** No. 8 USA Today/NFCA, No. 8 ESPN.com/USA Softball

### MEDIA INFORMATION

**MAILING ADDRESS:** 1551 Lake Loudoun Blvd., Knoxville, TN 37996  
**OVERNIGHT ADDRESS:** P.O. Box 15016, Knoxville, TN 37901-5016  
**COMMUNICATIONS OFFICE PHONE:** (865) 974-7478  
**SOFTBALL CONTACT:** Sean Barows  
**OFFICE:** (865) 974-7478  
**CELL:** (561) 312-9432  
**EMAIL:** sbarows@utk.edu  
**FAX:** (865) 974-8875  
**PRESS BOX PHONE:** (865) 946-3979  
**WEBSITE:** www.utvols.com

**CO-HEAD COACH:** Karen Weekly (Pacific Lutheran, 1986)  
**RECORD AT TENNESSEE:** 711-217-2 (14 years)  
**OVERALL RECORD:** 934-314-2 (19 years)  
**SOFTBALL OFFICE PHONE:** (865) 974-4274  
**SOFTBALL OFFICE FAX:** (865) 974-4327

### TEAM HISTORY

**ALL-TIME RECORD:** 944-380-2  
**ALL-TIME SEC RECORD:** 303-204-1  
**SEC CHAMPIONSHIPS:** 1 (2007)  
**SEC TOURNAMENT APPEARANCES:** 16 (1997-99, 2003-15)  
**SEC TOURNAMENT TITLES:** 2 (2006, 2011)  
**SEC TOURNAMENT RECORD:** 25-20  
**NCAA APPEARANCES:** 13 (1999, 2004-15)  
**NCAA SUPER REGIONAL APPEARANCES:** 8 (2005-07, 2010, 2012-15)  
**WCWS APPEARANCES:** 7 (2005-07, 2010, 2012-13, 2015)  
**NATIONAL CHAMPIONSHIPS:** 0  
**ALL-TIME NCAA RECORD:** 64-31

### SOFTBALL STAFF

**CO-HEAD COACH:** Ralph Weekly (Arizona State, 1973)  
**RECORD AT TENNESSEE:** 711-217-2 (14 years)  
**OVERALL RECORD:** 1,212-398-2 (28 years)

## KAREN WEEKLY

**Co-Head Coach**  
*Pacific Lutheran, 1986*

## RALPH WEEKLY

**Co-Head Coach**  
*Arizona State, 1973*



### COACHING STAFF



**RALPH WEEKLY**  
*Co-Head Coach*



**KAREN WEEKLY**  
*Co-Head Coach*



**MARTY McDANIEL**  
*Assistant Coach*

### ADMINISTRATION



**DR. JIMMY CHEEK**  
*Chancellor*



**DR. DONALD BRUCE**  
*Faculty Athletic Representative*



**DAVE HART**  
*Vice Chancellor/  
 Director of Athletics*



**DONNA THOMAS**  
*Senior Woman Administrator*



**SEAN BAROWS**  
*Softball SID*

CAROLINA • MISSOURI • MISSISSIPPI STATE

## NUMERICAL ROSTER

### No. Name

1	Matty Moss
3	Scarlet McSwain
4	Brooke Vines
6	CJ McClain
7	Kassidy Gallo
8	Shaliyah Geathers
9	Taylor Rowland
10	Aubrey Leach
11	Haley Bearden
14	Megan Geer
15	Kelsey Morrison
16	Savannah Huffstetler
17	Gretchen Aucoin
19	Lexi Overstreet
20	Bria Bush
22	Erin Gabriel
33	Logyn Lilley
42	Rainey Gaffin
44	Abby Lockman
55	Meghan Gregg

## 2016 ALPHABETICAL ROSTER

No.	Name	Pos.	B/T	Ht.	Cl.	Hometown
17	Gretchen Aucoin	P/IF	L/R	5-11	Sr.	Ocean Springs, Miss.
11	Haley Bearden	C/IF	L/L	5-11	Fr.	Clarksville, Tenn.
20	Bria Bush	P/IF	R/R	5-10	Fr.	Buford, Ga.
22	Erin Gabriel	P	R/R	5-7	Sr.	Poland, Ohio
42	Rainey Gaffin	OF/P	L/R	5-10	Sr.	Thornton, Colo.
7	Kassidy Gallo	UT	L/R	5-4	Jr.	Greenwood, Del.
8	Shaliyah Geathers	OF	L/R	5-3	Jr.	Chattanooga, Tenn.
14	Megan Geer	IF/OF	R/R	5-8	Jr.	Los Alamitos, Calif.
55	Meghan Gregg	IF	L/R	5-9	So.	Williamson, Ga.
16	Savannah Huffstetler	IF	R/R	5-6	Fr.	Duluth, Ga.
10	Aubrey Leach	IF/OF	L/R	5-4	Fr.	The Woodlands, Texas
33	Logyn Lilley	IF/P	L/R	5-7	Fr.	Oldsmar, Fla.
44	Abby Lockman	IF/C	R/R	5-8	Fr.	Corona, Calif.
6	CJ McClain	OF	R/R	5-6	So.	Nashville, Tenn.
3	Scarlet McSwain	IF	R/R	5-9	So.	Paris, Tenn.
15	Kelsey Morrison	P/IF/OF	R/R	5-11	Fr.	Windermere, Fla.
1	Matty Moss	P	R/R	5-9	Fr.	Greenville, S.C.
19	Lexi Overstreet	OF/C	L/R	5-7	Sr.	Suwannee, Ga.
9	Taylor Rowland	IF	L/L	5-7	Fr.	Chino Hills, Calif.
4	Brooke Vines	IF	L/R	5-8	Fr.	Rancho Palos Verdes, Calif.



## RAINEY GAFFIN

Senior • OF/P • Thornton, Colo.

Gaffin built off her strong sophomore season with an even better junior year. She finished second on the team with 46 runs and 58 hits while batting .315 on the year. Gaffin also led the Vols' pitching staff with a 17-4 record and a 2.17 ERA. Her outstanding play during the postseason helped Tennessee reach the SEC Championship game and win the Knoxville regional and super regional in the NCAA Tournament to advance to the program's seventh Women's College World Series appearance. Her efforts earned her second-team NFCA All-America honors, making Gaffin the 14th All-American in program history.



## MEGHAN GREGG

Sophomore • IF • Williamson, Ga.

Gregg had a stellar debut season for Tennessee, garnering Freshmen All-SEC honors. She was also a top 25 finalist for the NFCA Freshman of the Year award. Gregg led the Vols with 64 hits and 51 RBIs on the year and also hit 13 home runs, which is the third most by a freshman in program history. She was one of the team's top hitters during postseason play and was named to the SEC All-Tournament team. In 12 postseason games, Gregg hit .302 with three homers, four doubles, 11 RBIs and seven runs.

# TENNESSEE

ALABAMA • ARKANSAS • AUBURN • FLORIDA • GEORGIA • KENTUCKY • LSU • OLE MISS

## 2015 RESULTS

RECORD: 47-17  
HOME: 25-5 AWAY: 11-7 NEUTRAL: 11-5 SEC: 15-9

FEBRUARY		W/L	SCORE
06	vs Ohio	W	5-0
06	vs Dayton	W	9-0 (5)
07	at Kennesaw	W	13-5 (5)
08	vs Northern Kentucky	W	15-2 (5)
13	vs Fordham	W	5-0
13	vs FGCU	W	9-0 (5)
14	at USF	W	9-1
14	vs Detroit	W	14-0 (5)
15	vs St. John's	W	9-1 (6)
19	#23 Notre Dame	W	8-4
19	vs #8 Florida State	W	4-1
20	vs #20 California	L	0-1
21	vs Utah	L	3-4
21	vs Nebraska	L	2-5

MARCH		W/L	SCORE
06	NORTHERN IOWA	W	5-4
07	NORTH DAKOTA STATE	W	14-3 (5)
07	INDIANA STATE	W	8-0 (5)
08	PURDUE	W	8-0 (5)
08	INDIANA STATE	W	12-0 (5)
10	ILLINOIS STATE	W	19-3 (5)
10	ILLINOIS STATE	W	6-0
13	at South Carolina*	L	0-8 (6)
14	at South Carolina*	L	6-7 (9)
15	at South Carolina*	W	9-1 (5)
17	WESTERN KENTUCKY	L	0-2
20	#18 MISSOURI*	W	12-4 (6)
21	#18 MISSOURI*	L	8-9
22	#18 MISSOURI*	W	10-7
24	ETSU	W	10-0 (5)
25	TENNESSEE TECH	W	6-1
28	#7 GEORGIA*	W	4-3
29	#7 GEORGIA*	W	6-2
30	#7 GEORGIA*	W	1-0 (8)

APRIL		W/L	SCORE
02	at #7 Auburn*	L	2-6
03	at #7 Auburn*	W	8-6
04	at #7 Auburn*	L	9-12
08	EASTERN KENTUCKY	W	7-2
08	EASTERN KENTUCKY	W	7-4
10	#1 LSU*	L	1-5
11	#1 LSU*	L	4-7
12	#1 LSU*	W	8-5
14	at ETSU	W	11-0 (5)
15	at Virginia Tech	W	13-4 (6)
17	at Mississippi State*	W	4-3
18	at Mississippi State*	W	5-3
19	at Mississippi State*	W	16-8 (6)
23	at #5 Alabama*	W	3-2
24	at #5 Alabama*	L	1-3
25	at #5 Alabama*	L	3-10

MAY		W/L	SCORE
01	#21 KENTUCKY*	W	7-1
02	#21 KENTUCKY*	W	6-5
03	#21 KENTUCKY*	W	4-1
06	vs #25 Kentucky	W	5-4
07	at #8 LSU	W	7-5
08	vs #2 Florida	W	2-1
09	at #7 Auburn	L	5-6 (9)
15	LONGWOOD	W	2-0
16	UTAH	W	9-1 (5)
17	UTAH	W	3-1
21	#9 FLORIDA STATE	W	3-2
22	#9 FLORIDA STATE	L	1-6
22	#9 FLORIDA STATE	W	2-1
28	vs #1 Florida	L	2-7
30	vs #4 Auburn	L	2-4

\*SEC Game

## 2015 STATS

(All games Sorted by Batting avg) Record: 47-17 • Home: 25-5 • Away: 11-7 • Neutral: 11-5 • SEC: 15-9

PLAYER	AVG	GP-GS	AB	R	H	2B	3B	HR	RBI	TB	SLG%	BB	HP	SO	GDP	OB%	SF	SH	SB-ATT	PO	A	E	FLD%
Tory Lewis	.331	57-57	142	28	47	5	1	3	23	63	.444	14	5	29	1	.402	3	2	3-4	62	4	4	.943
Shallyah Geathers	.320	58-57	175	31	56	12	2	4	35	84	.480	15	3	29	0	.383	0	6	5-5	33	1	2	.944
Rainey Gaffin	.315	62-62	184	46	58	16	2	5	28	93	.505	24	13	26	0	.430	0	1	11-12	40	28	2	.971
Meghan Gregg	.314	64-64	204	45	64	14	2	13	51	121	.593	22	4	29	1	.385	4	3	3-3	80	127	14	.937
Megan Geer	.306	64-64	186	54	57	10	0	14	51	109	.586	28	4	31	3	.403	3	2	10-10	94	100	15	.928
Annie Aldrete	.302	59-58	169	41	51	6	1	15	45	104	.615	33	2	37	3	.417	2	0	0-0	306	20	5	.985
Taylor Koenig	.268	62-56	142	38	38	3	0	17	49	92	.648	27	14	43	1	.429	1	2	1-1	368	17	4	.990
-----																							
Erin Gabriel	.500	5-2	2	0	1	0	0	1	2	1.000	1	0	0	0	.667	0	0	0-0	4	20	0	1.000	
Lauren Irwin	.444	13-0	9	3	4	2	0	0	1	6	.667	1	0	1	0	.500	0	0	0-0	2	4	0	1.000
Haileigh Norris	.400	4-0	5	1	2	0	0	0	2	4.00	0	0	0	0	.400	0	0	0-0	1	0	0	1.000	
Gretchen Aucoin	.311	50-47	122	30	38	3	1	9	30	70	.574	25	5	41	0	.447	0	1	0-0	1	13	0	1.000
Lexi Overstreet	.295	57-52	122	32	36	9	2	8	32	73	.598	25	6	37	0	.435	1	1	0-0	161	36	5	.975
Scarlet McGwain	.294	58-53	126	34	37	6	2	10	33	77	.611	20	15	39	0	.447	0	2	5-7	27	80	11	.907
Shianne Ybarra	.250	7-0	4	0	1	0	0	0	1	.250	2	0	1	0	.500	0	0	0-0	4	0	0	1.000	
CJ McClain	.200	52-20	15	9	3	1	0	1	5	7	.467	0	1	5	0	.250	0	1	2-2	19	0	2	.905
Cheyenne Tarango	.194	24-15	36	4	7	2	0	1	5	12	.333	7	4	8	1	.383	0	0	0-0	33	5	2	.950
Hannah Devotie	.000	43-0	7	11	0	0	0	0	0	.000	1	0	1	0	.125	0	0	1-2	2	0	0	1.000	
Jessica Adell	.000	10-0	4	4	0	0	0	0	1	0	.000	1	0	2	0	.200	0	0	1-1	0	0	0	1.000
<b>TOTALS</b>	<b>.302</b>	<b>64-64</b>	<b>1654</b>	<b>411</b>	<b>500</b>	<b>90</b>	<b>13</b>	<b>100</b>	<b>390</b>	<b>916</b>	<b>.554</b>	<b>246</b>	<b>76</b>	<b>359</b>	<b>10</b>	<b>.413</b>	<b>14</b>	<b>21</b>	<b>42-47</b>	<b>1237</b>	<b>455</b>	<b>66</b>	<b>.962</b>
<b>OPPONENTS</b>	<b>.227</b>	<b>64-64</b>	<b>1588</b>	<b>203</b>	<b>360</b>	<b>61</b>	<b>10</b>	<b>44</b>	<b>183</b>	<b>573</b>	<b>.361</b>	<b>173</b>	<b>41</b>	<b>379</b>	<b>10</b>	<b>.317</b>	<b>9</b>	<b>21</b>	<b>37-42</b>	<b>1182</b>	<b>353</b>	<b>55</b>	<b>.965</b>

LOB - Team (418), Opp (392), DPs turned - Team (18), Opp (18), IBB - Team (2), T. Koenig 1, A. Aldrete 1, Opp (6), Picked off - L.Overstreet 1.

(All games Sorted by Earned run avg)

PLAYER	ERA	W-L	APP	GS	CG	SHO	SV	IP	H	R	ER	BB	SO	2B	3B	HR	AB	B/AVG	WP	HP	BK	SFA	SHA
Rainey Gaffin	2.17	17-4	40	12	5	0/4	3	125.2	114	53	39	39	121	23	0	9	492	.232	18	12	0	2	4
Erin Gabriel	3.00	17-8	37	27	7	6/2	1	140.0	119	66	60	46	158	17	6	21	540	.220	8	16	0	0	7
Gretchen Aucoin	3.60	9-2	28	19	2	1/3	0	83.2	68	48	43	52	75	13	1	7	315	.216	14	6	0	4	6
-----																							
Cheyenne Tarango	3.67	4-3	27	6	3	1/2	0	63.0	59	36	33	36	25	8	3	7	241	.245	4	7	0	3	4
<b>TOTALS</b>	<b>2.97</b>	<b>47-17</b>	<b>64</b>	<b>17</b>	<b>13/5</b>	<b>4</b>	<b>412.1</b>	<b>360</b>	<b>203</b>	<b>175</b>	<b>173</b>	<b>379</b>	<b>61</b>	<b>10</b>	<b>44</b>	<b>1588</b>	<b>.227</b>	<b>44</b>	<b>41</b>	<b>0</b>	<b>9</b>	<b>21</b>	
<b>OPPONENTS</b>	<b>6.32</b>	<b>17-47</b>	<b>64</b>	<b>64</b>	<b>14</b>	<b>3/0</b>	<b>4</b>	<b>394.0</b>	<b>500</b>	<b>411</b>	<b>356</b>	<b>246</b>	<b>359</b>	<b>90</b>	<b>13</b>	<b>100</b>	<b>1654</b>	<b>.302</b>	<b>26</b>	<b>76</b>	<b>5</b>	<b>14</b>	<b>21</b>

PB - Team (14), L.Overstreet 7, A. Aldrete 7, Opp (13), Pickoffs - Team (0), Opp (1), SBA/ATT - A. Aldrete (25-29), L.Overstreet (12-13), E. Gabriel (8-11), G. Aucoin (11-11), C. Tarango (9-10), R. Gaffin (9-10).

(SEC games only Sorted by Batting avg)

Record: 15-9 • Home: 9-3 • Away: 6-6

PLAYER	AVG	GP-GS	AB	R	H	2B	3B	HR	RBI	TB	SLG%	BB	HP	SO	GDP	OB%	SF	SH	SB-ATT	PO	A	E	FLD%
Rainey Gaffin	.307	23-23	75	11	23	5	1	0	8	30	.400	5	3	10	0	.373	0	1	1-2	14	11	0	1.000
Scarlet McGwain	.304	21-20	56	12	17	2	1	4	11	33	.589	5	7	18	0	.426	0	1	1-2	16	34	5	.909
Shallyah Geathers	.302	19-18	63	10	19	3	0	3	16	31	.492	5	1	11	0	.362	0	2	1-1	13	0	1	.929
Gretchen Aucoin	.302	24-24	63	17	19	3	0	6	15	40	.635	15	4	21	0	.463	0	0	0-0	0	2	0	1.000
Annie Aldrete	.295	21-21	61	17	18	3	1	7	22	44	.721	15	0	10	1	.434	0	0	0-0	118	6	3	.976
Tory Lewis	.284	23-23	67	11	19	0	0	2	12	25	.373	6	2	17	1	.355	1	2	0-1	31	3	1	.971
Meghan Gregg	.278	24-24	79	12	22	3	0	3	10	34	.430	13	2	11	0	.394	0	2	0-0	47	58	3	.972
Megan Geer	.275	24-24	80	17	22	3	0	4	14	37	.463	7	1	13	0	.341	0	0	2-2	35	38	4	.948
Taylor Koenig	.265	23-20	49	14	13	0	0	5	10	28	.571	12	6	11	1	.463	0	2	0-0	138	6	2	.986
-----																							
Shianne Ybarra	1.000	2-0	1	0	1	0	0	0	0	1	1.000	0	0	0	0	1.000	0	0	0-0	0	0	0	.000
Lexi Overstreet	.243	17-16	37	8	9	1	0	4	10	22	.595	4	2	11	0	.341	1	1	0-0	35	10	3	.938
Cheyenne Tarango	.188	11-7	16	3	3	1	0	1	3	7	.438	3	3	2	0	.409	0	0	0-0	22	2	2	.923
CJ McClain	.000	17-6	1	2	0	0	0	0	0	.000	0	0	1	0	.000	0	0	0-0	11	0	1	.917	
Hannah Devotie	.000	17-0	0	3	0	0	0	0	0	.000	0	0	0	0	.000	0	0	0-1	0	0	0	.000	
Lauren Irwin	.000	3-0	0	0	0	0	0	0	0	.000	0	0	0	0	.000	0	0	0-0	0	0	0	.000	
Erin Gabriel	.000	2-1	0	0	0	0	0	0	0	.000	0	0	0	0	.000	0	0	0-0	2	4	0	1.000	
<b>TOTALS</b>	<b>.285</b>	<b>24</b>	<b>648</b>	<b>137</b>	<b>185</b>	<b>24</b>	<b>3</b>	<b>39</b>	<b>131</b>	<b>332</b>	<b>.512</b>	<b>90</b>	<b>31</b>	<b>136</b>	<b>3</b>	<b>.397</b>	<b>2</b>	<b>11</b>	<b>5-9</b>	<b>482</b>	<b>174</b>	<b>25</b>	<b>.963</b>
<b>OPPONENTS</b>	<b>.279</b>	<b>24</b>	<b>653</b>	<b>118</b>	<b>182</b>	<b>28</b>	<b>6</b>	<b>30</b>	<b>109</b>														

2016 SCHEDULE

# TEXAS A&M

12	<b>1-UCLA</b>	<b>3 p.m.</b>
	<b>1-WICHITA STATE</b>	<b>5:15 p.m.</b>
13	<b>1-COLORADO STATE</b>	<b>3 p.m.</b>
	<b>1-UCLA</b>	<b>5:15 p.m.</b>
14	<b>1-WICHITA STATE</b>	<b>12:15 p.m.</b>
17	<b>SAM HOUSTON STATE</b>	<b>6 p.m.</b>
19	2-vs. Central Michigan	12 p.m.
	2-vs. UCF	2:30 p.m.
20	2-vs. UC Santa Barbara	11:30 a.m.
	2-vs. Washington	2 p.m.
21	2-vs. Arizona	11 a.m.
	2-vs. New Mexico	1:30 p.m.
24	at Houston	6 p.m.
26	<b>3-INDIANA</b>	<b>3 p.m.</b>
	<b>3-TEXAS A&amp;M-CORPUS CHRISTI</b>	<b>5:15 p.m.</b>
27	<b>3-UTEP</b>	<b>3 p.m.</b>
	<b>3-INDIANA</b>	<b>5:15 p.m.</b>
28	<b>3-TEXAS A&amp;M-CORPUS CHRISTI</b>	<b>12:15 p.m.</b>

4	4-vs. Boston University	6:30 p.m.
	4-vs. San Diego State	9 p.m.
5	4-vs. Grand Canyon	1:30 p.m.
	4-at San Diego	6:30 p.m.
6	4-vs. Pittsburgh	11 a.m.
	4-vs. Utah Valley	1:30 p.m.
9	at Sam Houston State	6:30 p.m.
11	<b>TEXAS TECH</b>	<b>6:30 p.m.</b>
12	<b>TEXAS TECH</b>	<b>3 p.m.</b>
13	<b>TEXAS TECH</b>	<b>12:30 p.m.</b>
15	<b>GEORGIA SOUTHERN (DH)</b>	<b>4 p.m.</b>
18	<b>LSU*</b>	<b>6:30 p.m.</b>
19	<b>LSU*</b>	<b>3 p.m.</b>
20	<b>LSU*</b>	<b>12:30 p.m.</b>
25	at Georgia*	5 p.m.
26	at Georgia*	1 p.m.
27	at Georgia*	1 p.m.

1	<b>ARKANSAS*</b>	<b>6:30 p.m.</b>
2	<b>ARKANSAS* (SEC Network)</b>	<b>5 p.m.</b>
3	<b>ARKANSAS* (SEC Network)</b>	<b>3:30 p.m.</b>
6	<b>STEPHEN F. AUSTIN</b>	<b>6:30 p.m.</b>
8	at Tennessee*	5 p.m.
9	at Tennessee* (ESPNU)	11 a.m.
10	at Tennessee*	12:30 p.m.
15	<b>ALABAMA*</b>	<b>6:30 p.m.</b>
16	<b>ALABAMA*</b>	<b>3 p.m.</b>
17	<b>ALABAMA*</b>	<b>1 p.m.</b>
23	at Missouri*	6:30 p.m.
24	at Missouri* (SEC Network)	6 p.m.
25	at Missouri* (SEC Network)	6 p.m.
27	at Texas State	6 p.m.
29	<b>FLORIDA*</b>	<b>6:30 p.m.</b>
30	<b>FLORIDA* (SEC Network)</b>	<b>1 p.m.</b>

1	<b>FLORIDA*</b>	<b>11:30 a.m.</b>
6	at Auburn*	6 p.m.
7	at Auburn* (ESPNU)	12 p.m.
8	at Auburn*	1 p.m.
11-14	SEC Tournament (Starkville, Miss.)	TBA

\*SEC Game • Home Games in **BOLD CAPS**

1-Aggie Classic (College Station, Texas); 2-Mary Nutter Collegiate Classic (Cathedral City, Calif.); 3-Texas A&M Invitational (College Station, Texas); 4-San Diego Classic (San Diego, Calif.)

All times Central and subject to change



## Texas A&M University Aggies Quick Facts

### GENERAL INFORMATION

**LOCATION:** College Station, Texas  
**FOUNDED:** 1872  
**ENROLLMENT:** 59,000  
**NICKNAME:** Aggies  
**COLORS:** Maroon and White  
**STADIUM (CAPACITY):** Aggie Softball Complex (1,750)  
**DIMENSIONS:** LF-190, CF-220, RF-190  
**LETTERWINNERS RETURNING/LOST:** 14/5  
**POSITION STARTERS RETURNING/LOST:** 8/1  
**PITCHERS RETURNING/LOST:** 3/2  
**NEWCOMERS:** 5  
**2015 RECORD:** 40-20  
**2015 SEC RECORD/FINISH:** 12-12/8th  
**2015 FINAL RANKINGS:** receiving votes USA Today/NFCA, receiving votes ESPN.com/USA Softball

### MEDIA INFORMATION

**MAILING ADDRESS:** Media Relations Office, Texas A&M University, 1228 TAMU, College Station, TX 77843-1228  
**OVERNIGHT ADDRESS:** Media Relations Office, Texas A&M University, 756 Houston St., College Station, TX 77843  
**COMMUNICATIONS OFFICE PHONE:** (979) 845-5725  
**SOFTBALL CONTACT:** Evan Roberts  
**OFFICE:** (979) 862-5452  
**CELL:** (260) 615-8662  
**EMAIL:** eroberts@athletics.tamu.edu  
**FAX:** (979) 845-0564  
**PRESS BOX PHONE:** (979) 862-1733  
**WEBSITE:** www.12thMan.com

**OVERALL RECORD:** 1,063-574-2 (30 years)  
**SOFTBALL OFFICE PHONE:** (979) 845-1770

### TEAM HISTORY

**ALL-TIME RECORD:** 1,724-684-2  
**ALL-TIME SEC RECORD:** 31-40  
**SEC CHAMPIONSHIPS:** N/A  
**SEC TOURNAMENT APPEARANCES:** 2 (2013, 2015)  
**SEC TOURNAMENT TITLES:** N/A  
**SEC TOURNAMENT RECORD:** 1-2  
**NCAA APPEARANCES:** 26 (1983-1988, 1990-91, 1994, 1996, 1999-00, 2002-15)  
**NCAA SUPER REGIONAL APPEARANCES:** 4 (2005, 2007-08, 2011, 2013)  
**WORLD SERIES APPEARANCES:** 11 (AIAW 1979-82; NCAA 1983-84, 1986-88, 2007-08)  
**NATIONAL CHAMPIONSHIPS:** 3 (AIAW 1982; NCAA 1983, 1987)  
**ALL-TIME NCAA RECORD:** 73-56

### SOFTBALL STAFF

**HEAD COACH:** Jo Evans (Utah, 1983)  
**RECORD AT A&M:** 750-364-2 (19 years)

## JO EVANS

**Head Coach**  
*Utah, 1983*



### COACHING STAFF



**JO EVANS**  
*Head Coach*



**GERRY GLASCO**  
*Associate Head Coach*



**JOY JACKSON**  
*Associate Head Coach*

### ADMINISTRATION



**MICHAEL K. YOUNG**  
*President*



**DR. THOMAS ADAIR**  
*Faculty Athletic Representative*



**SCOTT WOODWARD**  
*Athletics Director*



**SAMANTHA HUGU**  
*Senior Woman Administrator*



**EVAN ROBERTS**  
*Softball SID*

## NUMERICAL ROSTER

No.	Name
1	Samantha Show
2	Alex Masek
3	Erica Russell
4	Katie Marks
7	Cali Lanphear
8	Tori Vidales
9	Keeli Milligan
10	Riley Sartain
11	Trinity Harrington
13	Ashley Walters
15	Breanna Dozier
16	Reagan Boenker
17	Kristen Cuyos
19	April Ryan
20	Kayla Ober
21	Kaitlyn Alderink
22	Erin Houthoofd
24	Celena Massey
25	Hailey Rebar

## 2016 ALPHABETICAL ROSTER

No.	Name	Pos.	B/T	Ht.	Cl.	Hometown
21	Kaitlyn Alderink	IF	L/R	5-5	Fr.	Keller, Texas
16	Reagan Boenker	IF	R/R	5-9	Jr.	Bryan, Texas
17	Kristen Cuyos	SS	R/R	5-11	So.	Pearland, Texas
15	Breanna Dozier	IF	R/R	5-6	Sr.	Rowlett, Texas
11	Trinity Harrington	P	R/R	5-11	So.	Gilcrest, Colo.
22	Erin Houthoofd	IF	R/R	5-8	So.	Beach City, Texas
7	Cali Lanphear	C/OF	L/L	5-7	Sr.	Montgomery, Texas
4	Katie Marks	P	R/R	5-10	Sr.	Katy, Texas
2	Alex Masek	IF/OF	L/R	5-7	Sr.	Giddings, Texas
24	Celena Massey	C	R/R	5-5	Jr.	Bulverde, Texas
9	Keeli Milligan	IF/OF	L/R	5-1	Fr.	Vidor, Texas
20	Kayla Ober	P/1B	R/R	5-7	So.	Katy, Texas
25	Hailey Rebar	C	L/L	6-0	So.	San Antonio, Texas
3	Erica Russell	IF/OF	R/R	5-3	So.	Bryan, Texas
19	April Ryan	IF/OF	L/R	5-9	Jr.	Keller, Texas
10	Riley Sartain	IF/OF	R/R	5-7	Fr.	Aledo, Texas
1	Samantha Show	IF/OF	R/R	6-0	Fr.	East Bernard, Texas
8	Tori Vidales	IF	R/R	5-8	So.	La Porte, Texas
13	Ashley Walters	C	R/R	5-8	So.	Kerrville, Texas



### CALI LANPHEAR

Senior • C/OF • Montgomery, Texas

A mainstay in the Aggie lineup Lanphear started and appeared in 58 games last year hitting .297 ... she added pop to the lineup with nine homers, two triples and seven doubles ... she was second on the team in RBI with 41 swinging from the leftside of the plate ... an excellent eye at the plate, Lanphear coaxed 36 walks which was second on the squad and had a .445 on-base percentage ... she was also second on the club with eight stolen bases in nine attempts ... a senior leader who can be counted on ... Lanphear was a 2013 SEC All-Freshman team designee.



### TORI VIDALES

Sophomore • IF • La Porte, Texas

Vidales made her mark as a true freshman coming into the Aggie lineup and leading the club in hitting with a .368 average and led the team with 20 homeruns as well in RBI with 56 ... named to the SEC All-Freshman team, Vidales was also named to the All-SEC second-team as well as earning second-team All-Region honors ... she started and played in every game and in addition to her hitting prowess held down the hot corner at third base ... she led the club in walks with 46 as many teams chose not to face the powerful hitter ... she led the Aggies in runs scored with 51 and also added three stolen bases.

## 2015 RESULTS

RECORD: 40-20

HOME: 28-6 AWAY: 4-12 NEUTRAL: 8-2 SEC: 12-12

FEBRUARY		W/L	SCORE
06	vs Utah	W	5-1
06	at #6 UCLA	L	0-13 (5)
07	vs San Diego State	W	9-5
07	at #6 UCLA	W	6-4
08	vs Purdue	L	0-1
13	PENN STATE	W	8-0 (5)
13	EASTERN MICHIGAN	W	6-1
14	EASTERN MICHIGAN	W	8-0 (6)
14	PENN STATE	L	3-4 (8)
15	MISSOURI STATE	W	2-1
18	#2 OREGON	L	1-5
20	vs #23 BYU	W	8-5
21	vs #23 UCSB	W	7-0
21	vs Cal St. Fullerton	W	2-1
22	vs Syracuse	W	9-1 (6)
22	STANFORD	W	4-0
25	HOUSTON	W	6-3
27	BOSTON UNIVERSITY	W	8-0 (6)
27	ILLINOIS STATE	W	16-1 (5)
28	ILLINOIS STATE	W	7-3
28	BOSTON UNIVERSITY	W	7-1

## MARCH

06	#9 KENTUCKY*	W	3-0 (8)
07	#9 KENTUCKY*	W	6-3
08	#9 KENTUCKY*	L	2-3
11	SAM HOUSTON STATE	W	9-1 (5)
13	at Mississippi State	L	0-7
14	at Mississippi State	W	10-8
15	at Mississippi State	L	5-7
20	SOUTH CAROLINA*	W	3-2 (10)
22	SOUTH CAROLINA*	W	4-3
22	SOUTH CAROLINA*	W	5-2
27	at #5 Alabama*	L	0-13 (5)
28	at #5 Alabama*	L	5-8
29	at #5 Alabama*	W	11-5

## APRIL

01	STEPHEN F. AUSTIN	W	3-2
01	STEPHEN F. AUSTIN	W	6-0
03	GEORGIA TECH	W	1-0
04	GEORGIA TECH	L	4-5 (8)
04	GEORGIA TECH	W	11-0 (5)
07	TEXAS-SAN ANTONIO	W	5-2
08	NORTH TEXAS	W	13-9
10	#6 AUBURN*	L	1-8
11	#6 AUBURN*	W	12-4 (5)
11	#6 AUBURN*	L	4-12
15	LAMAR	W	13-0 (5)
18	at #3 LSU*	L	1-6
19	at #3 LSU*	L	3-6
20	at #3 LSU*	W	5-2
24	at #1 Florida*	L	3-7
25	at #1 Florida*	L	5-9
26	at #1 Florida*	L	1-9 (5)
29	TEXAS STATE	W	2-1

## MAY

01	OLE MISS*	W	6-1
02	OLE MISS*	W	8-6
03	OLE MISS*	W	8-5
06	vs South Carolina	L	3-6
15	vs Lehigh	W	2-1
16	at #6 Oklahoma	L	5-7
16	vs Lehigh	W	5-0
17	at #6 Oklahoma	L	0-2

\*SEC game

## 2015 STATS

(All games Sorted by Batting avg)

Record: 40-20 • Home: 28-6 • Away: 4-12 • Neutral: 8-2 • SEC: 12-12

PLAYER	AVG	GP-GS	AB	R	H	2B	3B	HR	RBI	TB	SLG%	BB	HBP	SO	GDP	OB%	SF	SH	SB-ATT	PO	A	E	FLD%
Tori Vidales	.368	60-60	174	51	64	11	0	20	56	135	.776	46	3	17	2	.500	3	0	3-4	63	108	12	.934
Brittany Clopton	.324	60-60	176	38	57	5	0	17	62	.352	21	1	14	0	.399	0	8	10-11	94	5	1	.990	
Cali Lanphear	.297	58-58	155	38	46	7	2	9	41	84	.542	36	7	42	0	.445	2	1	8-9	45	3	2	.960
Ashley Walters	.264	58-56	159	16	42	14	0	3	30	65	.409	20	3	8	0	.351	3	1	0-0	219	35	7	.973
April Ryan	.263	60-60	186	41	49	7	0	7	38	77	.414	24	5	23	0	.363	0	2	6-7	107	99	5	.976
Kristen Cuyos	.236	59-59	157	32	37	6	0	10	26	73	.465	24	1	23	0	.339	1	6	0-0	83	114	13	.938
-----																							
Abby Donnell	.385	20-19	52	9	20	3	0	0	4	23	.442	5	0	10	0	.439	0	1	0-1	3	2	0	1.000
Erin Houthoofd	.333	22-0	6	8	2	0	0	1	4	5	.833	1	0	1	0	.429	0	0	0-0	0	0	0	.000
Alex Masek	.294	44-26	68	13	20	2	0	0	22	.324	6	2	12	0	.368	0	5	7-8	31	0	1	.969	
Hailey Rebar	.267	16-0	15	0	4	0	0	0	2	4	.267	1	0	3	0	.313	0	0	0-0	0	0	0	.000
Breanna Dozier	.240	49-37	104	16	25	3	0	9	24	55	.529	17	3	27	0	.363	0	3	0-1	172	3	3	.983
Kayla Ober	.231	23-2	13	6	3	2	0	0	5	5	.385	0	0	4	0	.214	1	0	0-0	8	6	0	1.000
Reagan Boenker	.225	42-30	80	14	18	4	0	2	16	28	.350	26	3	23	0	.423	2	0	0-0	226	11	9	.963
Erica Russell	.214	57-43	103	23	22	3	0	2	14	31	.301	27	2	28	0	.386	0	1	3-4	78	5	3	.965
Celena Massey	.197	39-30	71	10	14	2	0	4	10	28	.394	16	11	15	0	.414	1	0	0-0	47	8	0	1.000
Rachel Fox	.000	1-1	0	0	0	0	0	0	0	0	.000	0	0	0	0	.000	0	0	0-0	4	32	3	.923
TOTALS	.278	60-60	1519	315	423	69	2	67	287	697	.459	270	41	250	2	.398	13	28	37-45	1188	464	59	.966
OPPONENTS	.261	60-60	1565	222	408	50	7	47	205	613	.392	143	31	265	8	.333	8	25	42-52	1126	390	66	.958

LOB - Team (430), Opp (365). DPs turned - Team (17), Opp (13). CI - Team (2), Walters 2. IBB - Team (4), Vidales 3, Lanphear 1. Picked off - Russell 1.

(All games Sorted by Earned run avg)

PLAYER	ERA	W-L	APP	GS	CG	SHO	SV	IP	H	R	ER	BB	SO	2B	3B	HR	AB	B/AVG	WP	HP	BK	SFA	SHA
Katie Marks	3.06	14-3	29	19	10	5/0	1	116.2	99	57	51	34	61	10	6	17	436	.227	4	10	0	2	9
Rachel Fox	3.14	23-14	46	37	23	6/0	3	232.0	242	117	104	80	182	35	0	21	919	.263	15	16	0	6	13
-----																							
Abby Donnell	2.21	2-0	5	1	0	0/0	0	12.2	9	5	4	10	8	0	0	1	45	.200	1	3	0	0	2
Lauren Ainsley	6.58	1-2	13	2	0	0/0	0	22.1	32	24	21	11	10	5	0	6	101	.317	5	1	0	0	0
Kayla Ober	7.95	0-1	6	1	0	0/0	0	12.1	26	19	14	8	4	0	1	2	64	.406	2	1	0	0	1
TOTALS	3.43	40-20	60	60	33	11/0	4	396.0	408	222	194	143	265	50	7	47	1565	.261	27	31	0	8	25
OPPONENTS	4.81	20-40	60	60	25	5/1	0	375.2	423	315	258	270	250	69	2	67	1519	.278	21	41	11	13	28

PB - Team (10), Walters 8, Massey 2, Opp (8). Pickoffs - Team (1), Walters 1. SBA/ATT - Walters (37-46), Fox (29-37), Marks (8-9), Massey (5-6), Donnell (2-3), Ober (2-2), Ainsley (1-1).

(SEC games only Sorted by Batting avg)

Record: 12-12 • Home: 9-3 • Away: 3-9

PLAYER	AVG	GP-GS	AB	R	H	2B	3B	HR	RBI	TB	SLG%	BB	HBP	SO	GDP	OB%	SF	SH	SB-ATT	PO	A	E	FLD%
Tori Vidales	.348	24-24	69	17	24	7	0	8	19	55	.797	21	2	10	1	.511	0	0	0-0	29	33	5	.925
Cali Lanphear	.286	22-22	63	14	18	3	1	3	11	32	.508	13	2	16	0	.418	1	0	1-1	12	1	0	1.000
Brittany Clopton	.278	24-24	72	12	20	2	0	0	4	22	.306	4	1	6	0	.325	0	2	0-1	45	4	1	.980
Breanna Dozier	.268	22-19	56	9	15	2	0	5	12	32	.571	6	0	15	0	.339	0	1	0-1	99	2	1	.990
Kristen Cuyos	.258	24-24	66	15	17	3	0	4	13	32	.485	7	1	10	0	.338	0	4	0-0	38	52	7	.928
Ashley Walters	.257	24-24	70	4	18	6	0	1	10	27	.386	7	0	4	0	.313	3	0	0-0	97	17	4	.966
April Ryan	.238	24-24	80	14	19	2	0	3	12	30	.375	7	3	8	0	.322	0	1	0-0	34	41	2	.974
-----																							
Celena Massey	.259	14-11	27	5	7	1	0	3	7	17	.630	7	4	6	0	.474	0	0	0-0	5	0	0	1.000
Abby Donnell	.250	10-10	28	2	7	0	0	0	1	7	.250	3	0	8	0	.323	0	1	0-0	3	2	0	1.000
Alex Masek	.250	15-10	24	2	6	0	0	0	0	6	.250	1	0	8	0	.280	0	1	1-2	18	0	1	.947
Hailey Rebar	.250	4-0	4	0	1	0	0	0	2	1	.250	0	0	1	0	.250	0	0	0-0	0	0	0	.000
Erica Russell	.190	24-18	42	7	8	1	0	1	6	12	.286	13	1	14	0	.393	0	0	2-3	34	1	1	.972
Reagan Boenker	.111	13-6	18	3	2	0	0	0	1	2	.111	7	0	7	0	.360	0	0	0-0	55	1	4	.933
Kayla Ober	.000	10-0	2	2	0	0	0	0	1	0	.000	0	0	1	0	.000	1	0	0-0	2	4	0	1.000
Erin Houthoofd	.000	10-0	2	2	0	0	0	0	1	0	.000	0	0	1	0	.000	1	0	0-0	2	4	0	1.000
Rachel Fox	.000	1-1	0	0	0	0	0	0	0	0	.000	0	0	0	0	.000	0	0	0-0	2	16	3	.857
TOTALS	.260	24	622	111	162	27	1	28	99	275	.442	96	14	114	1	.369	5	10	4-8	475	185	29	.958
OPPONENTS	.311	24	669	136	208	24	6	29	125	331	.495	70	13	99	3	.384	6	9	24-30	477	157	23	.965

LOB - Team (159), Opp (156). DPs turned - Team (6), Opp (10). IBB - Team (2), Lanphear 1, Vidales 1.

(SEC games only Sorted by Earned run avg)

PLAYER	ERA	W-L	APP	GS	CG	SHO	SV	IP	H	R	ER	BB	SO	2B	3B	HR	AB	B/AVG	WP	HP	BK	SFA	SHA
Rachel Fox	4.91	7-8	21	15	8	1/0	2	92.2	124	72	65	37	65	17	0	14	.319	6	7	0	4	5	
Katie Marks	5.76	3-2	10	8	2	0/0	0	37.2	45	36	31	19	20	5	5	10	.288	2	2	0	2	2	
-----																							
Abby Donnell	1.85	2-0	3	0	0	0/0	0	11.1	9	4	3	4	8	0	0	1	.214	1	3	0	0		



SECSports.com



**2015**  
**IN REVIEW**



# SEASON IN REVIEW

ALABAMA • ARKANSAS • AUBURN • FLORIDA • GEORGIA • KENTUCKY • LSU • OLE MISS

## 2015 SEC SOFTBALL

	SEC	Pct.	All	Pct.	Home	Away	Neutral	vs. Top 25	Last 10	Streak
Florida#	18-5	.783	60-7	.896	29-2	13-3	18-2	26-6	9-1	W1
Auburn!	18-6	.750	56-11	.836	32-3	13-5	11-3	23-9	8-2	L1
Alabama	17-7	.708	48-15	.762	24-8	13-4	11-3	20-13	6-4	L1
LSU	15-9	.625	52-14	.788	38-5	7-7	7-2	21-13	7-3	L1
Tennessee	15-9	.625	47-17	.734	25-5	11-6	11-6	20-12	6-4	L2
Georgia	14-9	.609	44-17	.721	27-8	9-6	8-3	7-13	7-3	L2
Missouri	14-10	.583	42-16	.724	15-6	12-7	15-3	9-14	5-5	L2
Texas A&M	12-12	.500	40-20	.667	27-6	4-12	9-2	6-14	6-4	L1
South Carolina	10-14	.417	38-22	.633	23-8	7-9	8-5	6-16	6-4	L1
Mississippi State	10-14	.417	36-21	.632	20-10	12-7	4-4	7-13	5-5	L1
Ole Miss	6-18	.250	30-25	.545	13-10	7-10	10-5	2-18	4-6	L4
Kentucky	5-19	.208	32-26	.552	12-9	9-15	11-2	7-21	3-7	L2
Arkansas	1-23	.042	16-37	.302	1-17	4-14	11-6	0-15	1-9	L4

# - SEC Regular Season Champion; ! - SEC Champion; \$ National Champion

### WOMEN'S COLLEGE WORLD SERIES

(May 28 - June 3, Oklahoma City, Okla.)

#### MAY

##### 28

No. 1 Florida 7, No. 8 Tennessee 2 (ESPN)  
No. 5 LSU 6, No. 4 Auburn 1 (ESPN)  
No. 3 Michigan 5, No. 6 Alabama 0 (ESPN2)

##### 29

No. 1 Florida 4, No. 5 LSU 0 (ESPN)

##### 30

No. 4 Auburn 4, No. 8 Tennessee 2 (ESPN)  
No. 6 Alabama 2, No. 2 Oregon 1 (ESPN)  
No. 4 Auburn 11, No. 7 UCLA 10 (10 inn.) (ESPN)  
No. 5 LSU 5, No. 6 Alabama 3 (ESPN)

##### 31

No. 1 Florida 3, No. 4 Auburn 2 (9 inn.) (ESPN)  
No. 3 Michigan 6, No. 5 LSU 3 (ESPN)

#### JUNE

##### 1

No. 1 Florida 3, No. 3 Michigan 2 (ESPN2)

##### 2

No. 3 Michigan 1, No. 1 Florida 0 (ESPN)

##### 3

No. 1 Florida 4, No. 3 Michigan 1 (ESPN)

### NFCA SEC ALL-AMERICANS

#### FIRST TEAM

Emily Carosone . . . . . Auburn . . . . . Second Base  
Kasey Cooper . . . . . Auburn . . . . . Third Base  
Bianka Bell . . . . . LSU . . . . . Shortstop  
Haylie McCleney . . . . . Alabama . . . . . Outfielder  
Lauren Haeger . . . . . Florida . . . . . Utility/Pitcher  
Kelsey Stewart . . . . . Florida . . . . . At-Large/Second Base  
Alaynie Page . . . . . South Carolina . . . . . At-Large/Outfielder

#### SECOND TEAM

Alexis Osorio . . . . . Alabama . . . . . Pitcher  
Alex Hugo . . . . . Georgia . . . . . Second Base  
Bailey Landry . . . . . LSU . . . . . Outfielder  
Sahvanna Jaquish . . . . . LSU . . . . . DP or UT/Non-Pitcher  
Rainey Gaffin . . . . . Tennessee . . . . . At-Large/UT/Pitcher

#### THIRD TEAM

Carley Hoover . . . . . LSU . . . . . Pitcher  
Allie Walljasper . . . . . LSU . . . . . Pitcher  
Demi Turner . . . . . Alabama . . . . . Second Base  
Marisa Runyon . . . . . Alabama . . . . . Third Base  
Tiffany Howard . . . . . Auburn . . . . . Outfielder  
Cortni Emanuel . . . . . Georgia . . . . . DP or UT/Non-Pitcher  
Aleshia Ocasio . . . . . Florida . . . . . At-Large/Pitcher

### CAPITAL ONE ACADEMIC ALL-AMERICANS

#### FIRST TEAM

IF . . . . . Kasey Cooper . . . . . Auburn  
OF . . . . . Haylie McCleney . . . . . Alabama

#### SECOND TEAM

DP . . . . . Dylan Supak . . . . . LSU

#### THIRD TEAM

P . . . . . Erin Gabriel . . . . . Tennessee  
IF . . . . . Julia Echols . . . . . Mississippi State  
OF . . . . . Tiffany Howard . . . . . Auburn

# SEASON IN REVIEW



MISSISSIPPI STATE • MISSOURI • SOUTH CAROLINA • TENNESSEE • TEXAS A&M • VANDERBILT

## SEC OVERALL STATISTICS

(ALL GAMES)

Sorted by Batting avg

Team	AVG	G	AB	R	H	2B	3B	HR	RBI	TB	SLG%	BB	HP	SO	GDP	OB%	SF	SH	SB-ATT	PO	A	E	FLD%
Georgia	.343	61	1617	440	554	84	16	61	380	853	.528	180	49	258	2	.420	19	31	123-133	1171	406	71	.957
Auburn	.339	67	1790	526	606	97	11	99	475	1022	.571	356	66	291	7	.459	26	19	26-31	1293	491	45	.975
LSU	.335	66	1689	428	565	89	22	62	392	884	.523	258	26	241	5	.425	25	26	67-81	1265	378	70	.959
Alabama	.321	63	1616	403	518	90	17	61	361	825	.511	261	26	193	6	.418	22	43	90-107	1227	322	40	.975
Missouri	.320	58	1562	395	500	64	9	79	355	819	.524	264	34	200	3	.426	13	13	111-121	1119	440	72	.956
Mississippi State	.312	57	1523	326	475	84	16	54	294	753	.494	194	72	244	6	.411	15	27	101-115	1129	438	60	.963
Ole Miss	.309	55	1439	303	444	62	13	48	272	676	.470	168	37	245	5	.393	8	24	90-112	1059	474	57	.964
Florida	.303	67	1655	439	502	81	14	80	391	851	.514	284	128	296	6	.438	21	41	94-105	1312	410	33	.981
Tennessee	.302	64	1654	411	500	90	13	100	390	916	.554	246	76	359	10	.413	14	21	42-47	1237	455	66	.962
South Carolina	.294	60	1599	312	470	74	16	60	288	756	.473	204	58	291	10	.390	14	24	41-52	1195	487	65	.963
Texas A&M	.278	60	1519	315	423	69	2	67	287	697	.459	270	41	250	2	.398	13	28	37-45	1188	464	59	.966
Kentucky	.251	58	1497	223	375	56	5	46	193	579	.387	157	41	302	5	.337	6	33	60-75	1178	508	52	.970
Arkansas	.249	53	1352	192	336	38	10	31	167	487	.360	185	22	247	5	.346	9	23	52-62	1014	488	72	.954
<b>Totals</b>	<b>.306</b>	<b>789</b>	<b>20512</b>	<b>4713</b>	<b>6268</b>	<b>978</b>	<b>164</b>	<b>848</b>	<b>4245</b>	<b>1011</b>	<b>.493</b>	<b>3027</b>	<b>676</b>	<b>3417</b>	<b>72</b>	<b>.408</b>	<b>205</b>	<b>353</b>	<b>934-1086</b>	<b>1538</b>	<b>5761</b>	<b>762</b>	<b>.965</b>

Cl - South Carolina 2, Auburn 2, Texas A&M 2, Mississippi State 1, Arkansas 1, Georgia 1, Missouri 1

(ALL GAMES)

Sorted by Earned run avg

Team	ERA	W-L	G	CG	SHO	SV	IP	H	R	ER	BB	SO	2B	3B	HR	B/AVG	WP	HP	BK	SFA	SHA
Florida	1.63	60-7	67	40	24/4	7	437.1	299	122	102	100	474	37	5	32	.190	16	36	0	2	26
LSU	1.84	52-14	66	43	21/0	6	421.2	336	151	111	147	414	25	4	31	.211	24	27	0	8	26
Alabama	1.92	48-15	63	37	20/3	4	409.0	292	138	112	159	408	32	2	28	.196	14	31	0	15	22
Georgia	2.19	44-17	61	34	20/10	1	390.1	294	175	122	119	376	35	4	36	.200	18	22	3	4	24
Kentucky	2.80	32-26	58	23	10/5	7	392.2	364	181	157	150	356	64	10	28	.240	5	44	4	6	24
Tennessee	2.97	47-17	64	17	13/5	4	412.1	360	203	175	173	379	61	10	44	.227	44	41	0	9	21
Missouri	3.15	42-16	58	14	7/4	9	373.0	359	229	168	189	343	43	1	50	.246	33	48	9	5	26
South Carolina	3.22	38-22	60	36	10/1	5	398.1	375	231	183	175	280	45	7	43	.245	23	35	0	10	34
Texas A&M	3.43	40-20	60	33	11/0	4	396.0	408	222	194	143	265	50	7	47	.261	27	31	0	8	25
Auburn	3.59	56-11	67	16	10/7	4	431.0	422	247	221	203	283	69	2	61	.255	31	59	1	7	22
Mississippi State	3.72	36-21	57	27	7/0	2	376.1	377	253	200	208	312	54	7	52	.253	19	51	8	8	22
Ole Miss	4.30	30-25	55	15	7/2	4	353.0	400	270	217	190	191	66	7	45	.281	42	52	6	16	28
Arkansas	5.63	16-37	53	12	3/0	2	338.0	473	350	272	195	158	85	13	48	.324	42	30	2	17	33
<b>Totals</b>	<b>3.05</b>	<b>541248</b>	<b>789</b>	<b>347</b>	<b>163/41</b>	<b>59</b>	<b>5129.0</b>	<b>4759</b>	<b>2772</b>	<b>2234</b>	<b>2151</b>	<b>4239</b>	<b>666</b>	<b>79</b>	<b>545</b>	<b>.240</b>	<b>338</b>	<b>507</b>	<b>33</b>	<b>115</b>	<b>333</b>

PB - Mississippi State 22, Arkansas 18, Missouri 18, Georgia 18, Tennessee 14, Ole Miss 12, Texas A&M 10, Auburn 8, LSU 6, South Carolina 6, Alabama 5, Florida 5, Kentucky 4

Pickoffs - Georgia 2, Kentucky 1, Florida 1, LSU 1, Texas A&M 1, Mississippi State 1

(ALL GAMES)

Sorted by Fielding pct

Team	C	PO	A	E	FLD%	DP	SBA	CSB	SBA%	PB	CI
Florida	1755	1312	410	33	.981	23	13	12	.520	5	0
Auburn	1829	1293	491	45	.975	42	22	8	.733	8	2
Alabama	1589	1227	322	40	.975	16	42	8	.840	5	0
Kentucky	1738	1178	508	52	.970	15	11	8	.579	4	0
Texas A&M	1711	1188	464	59	.966	17	42	10	.808	10	2
Ole Miss	1590	1059	474	57	.964	20	46	11	.807	12	0
Mississippi State	1627	1129	438	60	.963	22	51	16	.761	22	1
South Carolina	1747	1195	487	65	.963	24	31	10	.756	6	2
Tennessee	1758	1237	455	66	.962	18	37	5	.881	14	0
LSU	1713	1265	378	70	.959	16	32	8	.800	6	0
Georgia	1648	1171	406	71	.957	10	36	10	.783	18	1
Missouri	1631	1119	440	72	.956	18	10	6	.625	18	1
Arkansas	1574	1014	488	72	.954	9	61	7	.897	18	1
<b>Totals</b>	<b>21910</b>	<b>15387</b>	<b>5761</b>	<b>762</b>	<b>.965</b>	<b>250</b>	<b>434</b>	<b>119</b>	<b>.785</b>	<b>146</b>	<b>10</b>



# SEASON IN REVIEW

ALABAMA • ARKANSAS • AUBURN • FLORIDA • GEORGIA • KENTUCKY • LSU • OLE MISS

## SEC CONFERENCE STATISTICS

### (SEC GAMES ONLY)

Sorted by Batting avg

Team	AVG	G	AB	R	H	2B	3B	HR	RBI	TB	SLG%	BB	HP	SO	GDP	OB%	SF	SH	SB-ATT	PO	A	E	FLD%
Auburn	.329	24	653	173	215	30	4	36	151	361	.553	111	35	107	5	.445	12	7	5-6	466	189	15	.978
LSU	.309	24	624	128	193	27	7	22	120	300	.481	96	9	97	1	.404	9	9	19-24	464	116	31	.949
Alabama	.306	24	660	152	202	31	4	29	136	328	.497	101	8	85	3	.403	2	20	33-41	495	120	18	.972
Florida	.302	23	587	154	177	24	6	24	138	285	.486	98	38	116	3	.427	10	11	27-30	454	158	10	.984
Missouri	.301	24	635	152	191	19	3	35	134	321	.506	95	18	105	1	.404	5	7	28-33	456	171	30	.954
Mississippi State	.298	24	664	125	198	28	7	24	114	312	.470	85	29	110	2	.398	5	12	18-22	476	173	28	.959
Georgia	.289	23	640	129	185	21	4	27	116	295	.461	69	12	115	1	.366	6	13	28-33	474	180	26	.962
Tennessee	.285	24	648	137	185	24	3	39	131	332	.512	90	31	136	3	.397	2	11	5-9	482	174	25	.963
South Carolina	.272	24	640	109	174	30	6	21	100	279	.436	65	27	122	8	.360	6	9	12-14	477	194	26	.963
Texas A&M	.260	24	622	111	162	27	1	28	99	275	.442	96	14	114	1	.369	5	10	4-8	475	185	29	.958
Ole Miss	.260	24	631	90	164	16	3	17	82	237	.376	54	16	136	3	.333	1	14	21-27	465	192	30	.956
Kentucky	.207	24	614	57	127	21	1	19	53	207	.337	68	16	133	0	.301	2	13	8-11	489	202	22	.969
Arkansas	.190	24	559	37	106	7	0	13	34	152	.272	57	5	116	5	.270	2	4	9-11	428	202	29	.956
<b>Totals</b>	<b>.279</b>	<b>310</b>	<b>8177</b>	<b>1554</b>	<b>2279</b>	<b>305</b>	<b>49</b>	<b>334</b>	<b>1408</b>	<b>3684</b>	<b>.451</b>	<b>1085</b>	<b>258</b>	<b>1492</b>	<b>36</b>	<b>.378</b>	<b>67</b>	<b>140</b>	<b>217-269</b>	<b>6101</b>	<b>2256</b>	<b>319</b>	<b>.963</b>

Cl - Auburn 1, Mississippi State 1, Arkansas 1, South Carolina 1, Missouri 1

### (SEC GAMES ONLY)

Sorted by Earned run avg

Team	ERA	W-L	G	CG	SHO	SV	IP	H	R	ER	BB	SO	2B	3B	HR	B/AVG	WP	HP	BK	SFA	SHA
Alabama	1.99	17-7	24	13	7/0	3	165.0	129	66	47	74	168	16	1	9	.210	7	20	0	9	5
LSU	2.40	15-9	24	16	5/0	0	154.2	128	73	53	65	159	6	1	16	.217	10	14	0	3	10
Georgia	2.66	14-9	23	14	4/1	0	158.0	136	83	60	49	129	16	4	21	.223	8	7	3	1	10
Florida	3.28	18-5	23	11	4/0	3	151.1	140	81	71	47	130	15	3	23	.245	8	12	0	1	10
Kentucky	3.87	5-19	24	8	1/1	3	163.0	171	100	90	82	147	34	4	17	.263	3	24	2	5	10
Missouri	4.28	14-10	24	7	3/1	2	152.0	168	120	93	94	147	22	1	29	.275	10	22	5	3	13
Auburn	4.73	18-6	24	7	2/2	2	155.1	171	114	105	85	94	27	0	34	.281	12	28	0	2	9
Tennessee	4.75	15-9	24	4	1/1	1	160.2	182	118	109	86	115	28	6	30	.279	17	22	0	8	4
South Carolina	5.11	10-14	24	12	2/0	1	159.0	190	140	116	93	97	24	3	28	.297	11	18	0	3	17
Texas A&M	5.13	12-12	24	10	1/0	2	158.1	208	136	116	70	99	24	6	29	.311	13	13	0	6	9
Mississippi State	5.47	10-14	24	10	2/0	1	158.2	192	156	124	128	116	25	6	34	.298	13	33	5	7	15
Ole Miss	6.59	6-18	24	6	0/0	0	155.0	224	172	146	103	48	34	7	32	.333	22	25	0	9	12
Arkansas	7.90	1-23	24	4	0/0	0	142.2	240	195	161	109	43	34	7	32	.372	16	20	1	10	16
<b>Totals</b>	<b>4.44</b>	<b>155-155</b>	<b>310</b>	<b>122</b>	<b>32/6</b>	<b>18</b>	<b>2033.2</b>	<b>2279</b>	<b>1554</b>	<b>1291</b>	<b>1085</b>	<b>1492</b>	<b>305</b>	<b>49</b>	<b>334</b>	<b>.279</b>	<b>150</b>	<b>258</b>	<b>16</b>	<b>67</b>	<b>140</b>

PB - Missouri 9, Mississippi State 8, Arkansas 6, Tennessee 5, LSU 4, Ole Miss 4, South Carolina 4, Georgia 4, Alabama 4, Texas A&M 4, Kentucky 2, Auburn 1

Pickoffs - Georgia 2, LSU 1, Texas A&M 1, Mississippi State 1

### (SEC GAMES ONLY)

Sorted by Fielding pct

Team	C	PO	A	E	FLD%	DP	SBA	CSB	SBA%	PB	CI
Florida	622	454	158	10	.984	7	8	5	.615	0	0
Auburn	670	466	189	15	.978	15	7	4	.636	1	1
Alabama	633	495	120	18	.972	8	17	2	.895	4	0
Kentucky	713	489	202	22	.969	7	1	3	.250	2	0
Tennessee	681	482	174	25	.963	8	14	2	.875	5	0
South Carolina	697	477	194	26	.963	13	19	5	.792	4	1
Georgia	680	474	180	26	.962	4	17	5	.773	4	0
Mississippi State	677	476	173	28	.959	14	30	7	.811	8	1
Texas A&M	689	475	185	29	.958	6	24	6	.800	4	0
Ole Miss	687	465	192	30	.956	9	26	3	.897	4	0
Arkansas	659	428	202	29	.956	5	40	4	.909	6	1
Missouri	657	456	171	30	.954	6	3	5	.375	9	1
LSU	611	464	116	31	.949	5	11	1	.917	4	0
<b>Totals</b>	<b>8676</b>	<b>6101</b>	<b>2256</b>	<b>319</b>	<b>.963</b>	<b>107</b>	<b>217</b>	<b>52</b>	<b>.807</b>	<b>55</b>	<b>5</b>

# SEASON IN REVIEW



MISSISSIPPI STATE • MISSOURI • SOUTH CAROLINA • TENNESSEE • TEXAS A&M • VANDERBILT

## SEC INDIVIDUAL BATTING LEADERS

(ALL GAMES)

Hitting minimums – 75% of Games 2.0 AB/Game • Pitching minimums – 1 Games 1.0 IP/Game

### BATTING LEADERS

#### BATTING AVG.

1. E. Carosone-AU	.438
2. H. McCleney-UA	.436
3. Page, A.-SC	.436
4. Stewart-UF	.435
5. B. Landry-LS	.426
6. D. Turner-UA	.423
7. Emanuel, S.-UG	.421
8. Bell-LS	.415
9. T. Howard-AU	.413
10. Emanuel, C.-UG	.408
11. K. Cooper-AU	.391
12. Hugo-UG	.389
13. E. Cox-UM	.378
14. M. Strother-UM	.373
15. Fagan-MO	.368

#### SLUGGING PCT.

1. Hugo-UG	0.898
2. E. Carosone-AU	0.809
3. Page, A.-SC	0.805
4. Bell-LS	0.790
5. Vidales-AM	0.776
6. M. Runyon-UA	0.770
7. K. Cooper-AU	0.745
8. Swafford-UG	0.743
9. H. McCleney-UA	0.703
10. Fagan-MO	0.702
11. Haeger-UF	0.701
12. Roth-MO	0.683
13. J. Rhodes-AU	0.650
14. T. Koenig-UT	0.648
15. Jaquish-LS	0.641

#### ON BASE PCT.

1. H. McCleney-UA	0.588
2. E. Carosone-AU	0.552
3. Page, A.-SC	0.538
4. K. Cooper-AU	0.524
5. T. Howard-AU	0.523
6. WALLACE-AR	0.516
7. Bell-LS	0.500
Vidales-AM	0.500
9. Merritt-UF	0.498
10. Hugo-UG	0.498
11. M. Estell-AU	0.495
12. Haeger-UF	0.492
13. Stewart-UF	0.487
14. Emanuel, S.-UG	0.486

15. B. Landry-LS	0.485
------------------	-------

#### RUNS SCORED

1. E. Carosone-AU	88
2. T. Howard-AU	72
3. Stewart-UF	71
4. Bell-LS	70
5. H. McCleney-UA	69
6. Andrews-LS	65
7. Hugo-UG	63
8. Emanuel, S.-UG	62
9. Page, A.-SC	61
10. B. Landry-LS	59
11. H. Fagan-AU	58
Fagan-MO	58
13. Crane-MO	57
14. K. Cooper-AU	56
15. M. Geer-UT	54

#### HITS

1. Stewart-UF	101
2. B. Landry-LS	89
3. T. Howard-AU	86
4. Bell-LS	85
Page, A.-SC	85
E. Carosone-AU	85
7. D. Turner-UA	82
8. Emanuel, S.-UG	80
9. Emanuel, C.-UG	78
10. K. Cooper-AU	75
11. H. McCleney-UA	72
12. H. Fagan-AU	69
13. Wilson-UG	68
14. Andrews-LS	67
15. Gadbois-MO	66

#### RUNS BATTED IN

1. E. Carosone-AU	80
M. Runyon-UA	80
3. Jaquish-LS	76
4. Hugo-UG	73
Bell-LS	73
6. Haeger-UF	71
7. Fagan-MO	66
Wilson-UG	66
9. K. Cooper-AU	64
B. Melero-AU	64
11. J. Rhodes-AU	59
12. Vidales-AM	56
Fuller-UF	56
Sanchez-MO	56
H. Fagan-AU	56

#### DOUBLES

1. Stewart-UF	19
Bell-LS	19
3. E. Carosone-AU	18
4. R. Gaffin-UT	16
Seitz-MS	16
6. B. Landry-LS	14
Walters-AM	14
M. Gregg-UT	14
K. Cooper-AU	14
H. McCleney-UA	14
11. Iosefa-UG	13
Page, A.-SC	13
13. 5 tied at.....	12

#### TRIPLES

1. Stewart-UF	11
2. Bailey-MS	8
Andrews-LS	8
4. Page, A.-SC	7
5. T. Howard-AU	6
6. B. Landry-LS	5
Struett, K.-SC	5
D. Turner-UA	5
9. Canfield-AR	4
Hugo-UG	4
Winkfield-MS	4
12. Griffin-UG	3
Simmons-LS	3
Fagan-MO	3
H. McCleney-UA	3

#### HOME RUNS

1. Hugo-UG	22
2. Vidales-AM	20
3. J. Rhodes-AU	19
M. Runyon-UA	19
Haeger-UF	19
6. K. Cooper-AU	18
E. Carosone-AU	18
Bell-LS	18
9. Jaquish-LS	17
Castro-UF	17
T. Koenig-UT	17
12. Swafford-UG	16
13. 4 tied at.....	15

#### TOTAL BASES

1. Bell-LS	162
2. E. Carosone-AU	157
Page, A.-SC	157
4. Hugo-UG	150
5. Stewart-UF	148

6. K. Cooper-AU	143
7. Vidales-AM	135
8. Haeger-UF	131
9. M. Runyon-UA	127
10. Jaquish-LS	125
11. Seitz-MS	123
12. M. Gregg-UT	121
13. Fagan-MO	120
14. 3 tied at.....	119

#### WALKS

1. H. McCleney-UA	61
2. K. Cooper-AU	49
Haeger-UF	49
4. Andrews-LS	47
5. Vidales-AM	46
6. Wallace-AR	45
Castro-UF	45
8. T. Howard-AU	43
9. M. Estell-AU	41
10. Hugo-UG	39
J. Spencer-UA	39
E. Carosone-AU	39
13. B. Melero-AU	38
14. Fagan-MO	37
Toler-MS	37

#### HIT BY PITCH

1. Merritt-UF	35
2. Castro-UF	27
3. E. Carosone-AU	19
4. Fuller-UF	17
5. Echols-MS	15
DeWitt-UF	15
S. McSwain-UT	15
8. Silkwood-MS	14
T. Koenig-UT	14
10. Swafford-UG	13
R. Gaffin-UT	13
12. Bizzell, J.-SC	12
13. Massey-AM	11
14. 3 tied at.....	9

#### SAC BUNTS

1. D. Turner-UA	11
2. Merritt-UF	10
Munro-UF	10
Ivy-MS	10
5. Smith, A-UK	9
6. C. Dare-UA	8
Clopton-AM	8
8. Samuel, S-UK	7
LaZear-UG	7



# SEASON IN REVIEW

ALABAMA • ARKANSAS • AUBURN • FLORIDA • GEORGIA • KENTUCKY • LSU • OLE MISS

## SEC INDIVIDUAL BATTING LEADERS . . . continued

(ALL GAMES)

Hitting minimums – 75% of Games 2.0 AB/Game • Pitching minimums – 1 Games 1.0 IP/Game

D. Richard-UA . . . . .	7
J. Rhodes-AU . . . . .	7
Simmons-LS . . . . .	7
E. Cox-UM . . . . .	7
Wilson-UG . . . . .	7
15. 5 tied at . . . . .	6

### SAC FLIES

1. Jaquish-LS . . . . .	8
2. Andrews-LS . . . . .	7
E. Carosone-AU . . . . .	7
Hugo-UG . . . . .	7
5. Merritt-UF . . . . .	6
6. D. Richard-UA . . . . .	4
M. Gregg-UT . . . . .	4
M. Estell-AU . . . . .	4
C. Bell-UA . . . . .	4
H. Fagan-AU . . . . .	4
11. 19 tied at . . . . .	3

### STOLEN BASES

1. Emanuel, C.-UG . . . . .	45
2. Gadbois-MO . . . . .	40
3. Nichols-MS . . . . .	34
4. H. McCleney-UA . . . . .	32
5. E. Cox-UM . . . . .	30
6. Crane-MO . . . . .	28
Winkfield-MS . . . . .	28
8. Stewart-UF . . . . .	26
9. Andrews-LS . . . . .	25
10. Merritt-UF . . . . .	23
11. Emanuel, S.-UG . . . . .	22
12. Samuel,S-UK . . . . .	20
13. Fagan-MO . . . . .	16
Canfield-AR . . . . .	16
D. Turner-UA . . . . .	16

### TOTAL PLATE APPEARANCES

1. T. Howard-AU . . . . .	265
2. E. Carosone-AU . . . . .	262
Stewart-UF . . . . .	262
4. B. Melero-AU . . . . .	250
5. Andrews-LS . . . . .	249
Merritt-UF . . . . .	249
7. K. Cooper-AU . . . . .	248
8. Bell-LS . . . . .	243
Haeger-UF . . . . .	243
10. B. Landry-LS . . . . .	241
11. Page, A.-SC . . . . .	240
12. M. Gregg-UT . . . . .	237
13. Jaquish-LS . . . . .	236
14. H. Fagan-AU . . . . .	235
15. H. McCleney-UA . . . . .	233

### AT BATS

1. Stewart-UF . . . . .	232
2. B. Landry-LS . . . . .	209
3. T. Howard-AU . . . . .	208
4. Bell-LS . . . . .	205
5. M. Gregg-UT . . . . .	204
6. B. Melero-AU . . . . .	201
7. H. Fagan-AU . . . . .	199
8. Seitz-MS . . . . .	195
Jaquish-LS . . . . .	195
Page, A.-SC . . . . .	195
11. D. Turner-UA . . . . .	194
E. Carosone-AU . . . . .	194
13. K. Cooper-AU . . . . .	192
14. Wilson-UG . . . . .	191
Emanuel, C.-UG . . . . .	191

### STEAL ATTEMPTS

1. Emanuel, C.-UG . . . . .	49
2. Gadbois-MO . . . . .	43
3. E. Cox-UM . . . . .	41
4. H. McCleney-UA . . . . .	34
Nichols-MS . . . . .	34
6. Winkfield-MS . . . . .	31
7. Crane-MO . . . . .	28
Stewart-UF . . . . .	28
9. Andrews-LS . . . . .	26
10. Merritt-UF . . . . .	25
11. Emanuel, S.-UG . . . . .	23
Samuel,S-UK . . . . .	23
13. D. Turner-UA . . . . .	19
14. Canfield-AR . . . . .	18
15. 2 tied at . . . . .	17

### STRIKEOUTS

1. Fuller-UF . . . . .	52
2. Stokes,C-UK . . . . .	47
3. T. Koenig-UT . . . . .	43
4. Lanphear-AM . . . . .	42
J. Rhodes-AU . . . . .	42
6. G. Aucoin-UT . . . . .	41
B. Melero-AU . . . . .	41
Puailoa-UG . . . . .	41
9. Swafford-UG . . . . .	39
S. McSwain-UT . . . . .	39
11. A. Aldrete-UT . . . . .	37
L.Overstreet-UT . . . . .	37
13. M. Runyon-UA . . . . .	36
14. 3 tied at . . . . .	34

### CAUGHT STEALING

1. E. Cox-UM . . . . .	11
2. Richardson,D-UK . . . . .	5
3. Emanuel, C.-UG . . . . .	4
Quinn-LS . . . . .	4
Phillips-MS . . . . .	4
6. Gadbois-MO . . . . .	3
Ard, A.-SC . . . . .	3
Duffy, T.-SC . . . . .	3
Griggs-LS . . . . .	3
Samuel,S-UK . . . . .	3
D. Turner-UA . . . . .	3
A. Schneider-UM . . . . .	3
D. Richard-UA . . . . .	3
Winkfield-MS . . . . .	3
15. 21 tied at . . . . .	2

### GOUNDED INTO DP

1. M. Geer-UT . . . . .	3
C. Wallace-AU . . . . .	3
C. Bell-UA . . . . .	3
A. Aldrete-UT . . . . .	3
5. C. Syrett-UM . . . . .	2
Masters, L.-SC . . . . .	2
Toler-MS . . . . .	2
Haeger-UF . . . . .	2
Hinz,B-UK . . . . .	2
Snaer, K.-SC . . . . .	2
A. Brown-UM . . . . .	2
Harrison-AR . . . . .	2
Walljasper-LS . . . . .	2
Vidales-AM . . . . .	2
15. 40 tied at . . . . .	1



# SEASON IN REVIEW



MISSISSIPPI STATE • MISSOURI • SOUTH CAROLINA • TENNESSEE • TEXAS A&M • VANDERBILT

## SEC INDIVIDUAL PITCHING LEADERS

(ALL GAMES)

Hitting minimums – 75% of Games 2.0 AB/Game • Pitching minimums – 1 Games 1.0 IP/Game

### PITCHING LEADERS

#### EARNED RUN AVG

1. Haeger-UF	1.23
2. S Littlejohn-UA	1.71
3. A. Osorio-UA	1.75
4. Hoover-LS	1.78
5. E. Gaitan-UM	1.82
6. Walljasper-LS	1.83
7. Blue, N.-SC	1.86
8. Ocasio-UF	2.01
9. Gourley-UF	2.13
10. R. Gaffin-UT	2.17
11. Wilkinson-UG	2.19
12. Gray-UG	2.20
13. L. Jury-UA	2.40
14. Nunley,K-UK	2.42
15. Silkwood-MS	2.85

#### OPPOSING BAT AVG

1. A. Osorio-UA	0.166
2. Haeger-UF	0.185
3. Gourley-UF	0.186
4. Wilkinson-UG	0.190
5. S Littlejohn-UA	0.197
6. Ocasio-UF	0.200
7. Blue, N.-SC	0.214
8. G. Aucoin-UT	0.216
9. Hoover-LS	0.217
10. Gray-UG	0.218
11. E. Gabriel-UT	0.220
12. Walljasper-LS	0.224
13. Marks-AM	0.227
14. Nunley,K-UK	0.229
15. R. Gaffin-UT	0.232

#### INNINGS PITCHED

1. Wilkinson-UG	242.2
2. Silkwood-MS	235.2
3. Fox-AM	232.0
4. Haeger-UF	222.1
5. Nunley,K-UK	211.0
6. Blue, N.-SC	203.2
7. A. Osorio-UA	192.0
8. Sarratt, J.-SC	186.0
9. Hoover-LS	169.0
10. Lowary-MO	162.2
11. Wright-AR	155.0
Finucane-MO	155.0
13. M. Osias-UM	153.2
14. L. Davis-AU	152.1

15. R. Walters-AU . . . . . 149.1

#### BATTERS STRUCK OUT

1. Wilkinson-UG	266
2. A. Osorio-UA	227
3. Silkwood-MS	216
4. Haeger-UF	214
5. Nunley,K-UK	194
6. Fox-AM	182
7. Hoover-LS	174
8. Blue, N.-SC	165
9. Lowary-MO	164
10. E. Gabriel-UT	158
11. Ocasio-UF	155
12. Finucane-MO	140
13. R. Gaffin-UT	121
14. R. Walters-AU	118
15. L. Jury-UA	108

#### BATTERS SO LOOKING

1. Haeger-UF	88
2. Nunley,K-UK	67
3. A. Osorio-UA	57
4. Wilkinson-UG	56
5. Blue, N.-SC	53
6. Hoover-LS	51
7. Fox-AM	37
Lowary-MO	37
9. E. Gabriel-UT	36
10. Finucane-MO	34
R. Walters-AU	34
M. Osias-UM	34
13. Silkwood-MS	33
14. Ocasio-UF	31
Sarratt, J.-SC	31

#### WINS

1. Haeger-UF	32
2. Wilkinson-UG	28
3. L. Davis-AU	26
Silkwood-MS	26
5. Fox-AM	23
6. A. Osorio-UA	22
7. Finucane-MO	21
8. Blue, N.-SC	20
9. Ocasio-UF	18
R. Walters-AU	18
Lowary-MO	18
Hoover-LS	18
Sarratt, J.-SC	18
14. R. Gaffin-UT	17
E. Gabriel-UT	17

#### SAVES

1. Gourley-UF	5
Hoover-LS	5
Nunley,K-UK	5
4. Blue, N.-SC	4
R. Walters-AU	4
Lowary-MO	4
7. R. Gaffin-UT	3
Baxter-MO	3
Fox-AM	3
L. Jury-UA	3
11. Ocasio-UF	2
Silkwood-MS	2
Landwehrmier-UM	2
Finucane-MO	2
15. 12 tied at	1

#### APPEARANCES

1. Wilkinson-UG	48
2. R. Walters-AU	47
Silkwood-MS	47
4. Fox-AM	46
5. Wright-AR	44
6. L. Davis-AU	43
7. Nunley,K-UK	42
8. Finucane-MO	41
Haeger-UF	41
10. R. Gaffin-UT	40
Sarratt, J.-SC	40
12. M. Osias-UM	39
Blue, N.-SC	39
14. Lowary-MO	37
E. Gabriel-UT	37

#### GAMES STARTED

1. Wilkinson-UG	43
2. Fox-AM	37
3. Haeger-UF	35
Silkwood-MS	35
5. Sarratt, J.-SC	33
6. A. Osorio-UA	31
7. Nunley,K-UK	30
Finucane-MO	30
9. E. Gabriel-UT	27
10. Blue, N.-SC	26
L. Davis-AU	26
Lowary-MO	26
13. M. Osias-UM	25
14. 3 tied at	22

#### GAMES FINISHED

1. Baxter-MO	25
2. R. Gaffin-UT	24

3. R. Walters-AU	20
4. Wright-AR	17
5. Gray-UG	16
6. Rethlake,E-UK	15
7. Gourley-UF	14
8. Blue, N.-SC	13
L. Davis-AU	13
L. Lindsey-UM	13
11. Hoover-LS	12
Meinin-AR	12
13. 6 tied at	11

#### GAMES IN RELIEF

1. R. Walters-AU	28
Baxter-MO	28
R. Gaffin-UT	28
4. Wright-AR	22
5. C. Tarango-UT	21
6. Rethlake,E-UK	18
7. Knudsen-MS	17
L. Davis-AU	17
9. Gray-UG	16
10. Meinin-AR	15
L. Lindsey-UM	15
12. Gourley-UF	14
S Littlejohn-UA	14
M. Osias-UM	14
15. 2 tied at	13

#### SAC BUNTS ALLOWED

1. Blue, N.-SC	20
2. Wright-AR	18
3. Haeger-UF	15
Finucane-MO	15
5. Wilkinson-UG	14
Sarratt, J.-SC	14
7. Walljasper-LS	13
Nunley,K-UK	13
Fox-AM	13
10. M. Osias-UM	12
11. Silkwood-MS	11
M. Harper-AU	11
A. Osorio-UA	11
14. Lowary-MO	10
15. 2 tied at	9

#### SAC FLIES ALLOWED

1. Wright-AR	10
2. A. Osorio-UA	9
L. Lindsey-UM	9
4. Sarratt, J.-SC	7
5. Fox-AM	6
M. Osias-UM	6



# SEASON IN REVIEW

ALABAMA • ARKANSAS • AUBURN • FLORIDA • GEORGIA • KENTUCKY • LSU • OLE MISS

## SEC INDIVIDUAL PITCHING LEADERS ... continued

(ALL GAMES)

Hitting minimums – 75% of Games 2.0 AB/Game • Pitching minimums – 1 Games 1.0 IP/Game

7. Silkwood-MS	5
Walljasper-LS	5
Meinin-AR	5
10. G. Aucoin-UT	4
M. Harper-AU	4
Nunley,K-UK	4
13. 7 tied at	3

### LOSSES

1. Nunley,K-UK	16
M. Osias-UM	16
Silkwood-MS	16
4. Fox-AM	14
5. Sarratt, J.-SC	12
Wright-AR	12
7. Wilkinson-UG	11
8. Blue, N.-SC	9
Moll-AR	9
A. Osorio-UA	9
11. E. Gabriel-UT	8
Prince,M-UK	8
Finucane-MO	8
Meinin-AR	8
15. 3 tied at	7

### RUNNERS PICKED OFF

1. Browne-UG	2
2. Joiner-UK	1
Kloss-LS	1
Bailey-MS	1
Walters-AM	1
Munro-UF	1

### WILD PITCHES

1. Moll-AR	21
2. L. Lindsey-UM	20
3. R. Gaffin-UT	18
4. Lowary-MO	17
5. Hoover-LS	16
L. Davis-AU	16
7. Fox-AM	15
8. G. Aucoin-UT	14
9. Wilkinson-UG	11
Wright-AR	11
11. M. Osias-UM	10
Sarratt, J.-SC	10
E. Gaitan-UM	10
14. Finucane-MO	9
M. Harper-AU	9

### BALKS

1. Lowary-MO	7
2. Silkwood-MS	6
3. E. Gaitan-UM	4

4. Wilkinson-UG	3
5. Nunley,K-UK	2
6. 11 tied at	1

### HIT BATTERS

1. Nunley,K-UK	24
M. Osias-UM	24
3. R. Walters-AU	23
4. L. Lindsey-UM	21
5. Silkwood-MS	19
6. Sarratt, J.-SC	18
Ward-MS	18
Finucane-MO	18
9. L. Davis-AU	17
10. Fox-AM	16
M. Harper-AU	16
E. Gabriel-UT	16
A. Osorio-UA	16
14. 3 tied at	15

### INTENTIONAL BB ALLOWED

1. Finucane-MO	10
2. Lowary-MO	6
3. Meinin-AR	4
Wright-AR	4
5. Moll-AR	3
Wilkinson-UG	3
7. 11 tied at	2

### HITS ALLOWED

1. Gourley-UF	53
2. E. Gaitan-UM	55
3. G. Aucoin-UT	68
4. S Littlejohn-UA	75
5. Ward-MS	89
Meinin-AR	89
7. Marks-AM	99
8. Ocasio-UF	101
9. Prince,M-UK	104
10. L. Jury-UA	105
11. A. Osorio-UA	112
Moll-AR	112
13. M. Harper-AU	113
Walljasper-LS	113
15. L. Lindsey-UM	114

### RUNS ALLOWED

1. E. Gaitan-UM	27
2. S Littlejohn-UA	33
3. Gourley-UF	36
4. Haeger-UF	41
5. Ocasio-UF	45
L. Jury-UA	45
7. G. Aucoin-UT	48

8. Hoover-LS	51
9. R. Gaffin-UT	53
10. Prince,M-UK	55
11. Walljasper-LS	56
12. Marks-AM	57
13. Meinin-AR	59
14. A. Osorio-UA	60
15. Ward-MS	63

### EARNED RUNS ALLOWED

1. E. Gaitan-UM	16
2. Gourley-UF	24
3. S Littlejohn-UA	26
4. Walljasper-LS	34
5. L. Jury-UA	38
6. R. Gaffin-UT	39
Haeger-UF	39
Ocasio-UF	39
9. Gray-UG	43
G. Aucoin-UT	43
Hoover-LS	43
12. Meinin-AR	44
13. A. Osorio-UA	48
14. Marks-AM	51
Prince,M-UK	51

### WALKS ALLOWED

1. Ocasio-UF	25
2. S Littlejohn-UA	29
3. Walljasper-LS	30
4. Meinin-AR	31
5. Gourley-UF	32
6. Marks-AM	34
7. R. Gaffin-UT	39
Prince,M-UK	39
9. Haeger-UF	43
10. E. Gaitan-UM	44
11. E. Gabriel-UT	46
Ward-MS	46
13. Gray-UG	51
14. G. Aucoin-UT	52
15. M. Harper-AU	54

### DOUBLES ALLOWED

1. S Littlejohn-UA	5
Walljasper-LS	5
Gourley-UF	5
4. E. Gaitan-UM	8
5. A. Osorio-UA	9
6. Marks-AM	10
7. Ocasio-UF	12
Hoover-LS	12
Meinin-AR	12

10. G. Aucoin-UT	13
11. Ward-MS	14
12. Prince,M-UK	15
13. Gray-UG	16
M. Harper-AU	16
15. E. Gabriel-UT	17

### TRIPLES ALLOWED

1. Fox-AM	0
R. Gaffin-UT	0
Lowary-MO	0
L. Jury-UA	0
M. Harper-AU	0
6. Gourley-UF	1
E. Gaitan-UM	1
A. Osorio-UA	1
L. Davis-AU	1
Hoover-LS	1
Meinin-AR	1
G. Aucoin-UT	1
R. Walters-AU	1
Finucane-MO	1
Moll-AR	1

### HOME RUNS ALLOWED

1. E. Gaitan-UM	1
2. Prince,M-UK	5
Gray-UG	5
L. Jury-UA	5
5. Meinin-AR	6
6. Gourley-UF	7
G. Aucoin-UT	7
8. Walljasper-LS	8
Ward-MS	8
10. R. Gaffin-UT	9
Moll-AR	9
Haeger-UF	9
13. S Littlejohn-UA	10
14. Blue, N.-SC	12
Hoover-LS	12

## FIELDING LEADERS

### FIELDING PCT

1. Joiner-UK	1.000
Munro-UF	1.000
Wallace-AR	1.000
Kvistad-UF	1.000
T. Howard-AU	1.000
M. Estell-AU	1.000
E. Cox-UM	1.000



# SEASON IN REVIEW



MISSISSIPPI STATE • MISSOURI • SOUTH CAROLINA • TENNESSEE • TEXAS A&M • VANDERBILT

## SEC INDIVIDUAL FIELDING LEADERS

(ALL GAMES)

Hitting minimums – 75% of Games • Pitching minimums – 1 Games 1.0 IP/Game

DeWitt-UF . . . . .	1.000
Ivy-MS . . . . .	1.000
Struett, K.-SC . . . . .	1.000
Bell-MS . . . . .	1.000
C. Dare-UA . . . . .	1.000
McLean-UF . . . . .	1.000
Griffin-UG . . . . .	1.000
Phillips-MS . . . . .	1.000

### CHANCES

1. J. Rhodes-AU . . . . .	448
2. Snaer, K.-SC . . . . .	432
3. Joiner-UK . . . . .	402
4. A. Schneider-UM . . . . .	395
5. T. Koenig-UT . . . . .	389
6. C. Bell-UA . . . . .	383
7. Munro-UF . . . . .	381
8. Steed,M-UK . . . . .	378
9. Roth-MO . . . . .	372
10. Bailey-MS . . . . .	360
11. Simmons-LS . . . . .	354
12. Kloss-LS . . . . .	347
13. Mack-MO . . . . .	336
14. A. Aldrete-UT . . . . .	331
15. Gaul-MS . . . . .	329

### PUTOUTS

1. J. Rhodes-AU . . . . .	428
2. Snaer, K.-SC . . . . .	416
3. A. Schneider-UM . . . . .	382
4. Joiner-UK . . . . .	381
5. C. Bell-UA . . . . .	372
6. T. Koenig-UT . . . . .	368
7. Steed,M-UK . . . . .	361
8. Munro-UF . . . . .	354
9. Roth-MO . . . . .	349
10. Simmons-LS . . . . .	333
11. Kloss-LS . . . . .	326
12. Mack-MO . . . . .	316
13. Bailey-MS . . . . .	313
14. Gaul-MS . . . . .	310
15. A. Aldrete-UT . . . . .	306

### ASSISTS

1. Stokes,C-UK . . . . .	140
2. M. Gregg-UT . . . . .	127
3. Masters, L.-SC . . . . .	125
4. Sagermann,N-UK . . . . .	124
5. H. Fagan-AU . . . . .	123
6. Genovese-MO . . . . .	122
7. Harrison-AR . . . . .	121
8. Cuyos-AM . . . . .	114
9. Seitz-MS . . . . .	113

10. Vidales-AM . . . . .	108
A. Brown-UM . . . . .	108
Hugo-UG . . . . .	108
13. Medina-UF . . . . .	107
14. Fagan-MO . . . . .	106
Smith,A-UK . . . . .	106

### FIELDING DOUBLE PLAYS

1. J. Rhodes-AU . . . . .	34
2. E. Carosone-AU . . . . .	18
3. L. Lafaele-UA . . . . .	16
Roth-MO . . . . .	16
Snaer, K.-SC . . . . .	16
A. Schneider-UM . . . . .	16
7. Schwarz-UF . . . . .	15
8. K. Cooper-AU . . . . .	14
9. H. Fagan-AU . . . . .	13
Gaul-MS . . . . .	13
Medina-UF . . . . .	13
12. T. Koenig-UT . . . . .	12
Stewart-UF . . . . .	12
Simmons-LS . . . . .	12
15. 2 tied at . . . . .	11

### PASSED BALLS

1. Bailey-MS . . . . .	22
2. Mack-MO . . . . .	13
3. C. Syrett-UM . . . . .	11
4. Hiers-AR . . . . .	10
5. Walters-AM . . . . .	8
6. Collins-UG . . . . .	7
L.Overstreet-UT . . . . .	7
McGuire-UG . . . . .	7
A. Aldrete-UT . . . . .	7
10. Kloss-LS . . . . .	6
11. Fagan-MO . . . . .	5
James-AR . . . . .	5
Lawrence, O.-SC . . . . .	5
Munro-UF . . . . .	5
15. 4 tied at . . . . .	4

### CATCHERS INTERFERENCE

1. Walters-AM . . . . .	2
2. C. Wallace-AU . . . . .	1
Mooney, S.-SC . . . . .	1
Bailey-MS . . . . .	1
Hiers-AR . . . . .	1
Mack-MO . . . . .	1
Lawrence, O.-SC . . . . .	1
McGuire-UG . . . . .	1
A. Gibbs-AU . . . . .	1

### STEAL ATTEMPTS AGAINST

1. Bailey-MS . . . . .	67
------------------------	----

2. C. Syrett-UM . . . . .	55
3. Silkwood-MS . . . . .	50
4. Walters-AM . . . . .	46
5. C. Bell-UA . . . . .	45
6. Fox-AM . . . . .	37
7. Schroeder-AR . . . . .	32
8. Kloss-LS . . . . .	31
9. A. Aldrete-UT . . . . .	29
10. Wilkinson-UG . . . . .	27
11. L. Lindsey-UM . . . . .	25
12. Mooney, S.-SC . . . . .	24
13. McGuire-UG . . . . .	23
C. Wallace-AU . . . . .	23
15. Hiers-AR . . . . .	22

### STOLEN BASES AGAINST

1. Bailey-MS . . . . .	51
2. C. Syrett-UM . . . . .	45
3. C. Bell-UA . . . . .	38
4. Walters-AM . . . . .	37
Silkwood-MS . . . . .	37
6. Schroeder-AR . . . . .	32
7. Fox-AM . . . . .	29
8. Kloss-LS . . . . .	26
9. A. Aldrete-UT . . . . .	25
10. Wilkinson-UG . . . . .	21
11. McGuire-UG . . . . .	19
Moll-AR . . . . .	19
Hiers-AR . . . . .	19
L. Lindsey-UM . . . . .	19
15. A. Osorio-UA . . . . .	18

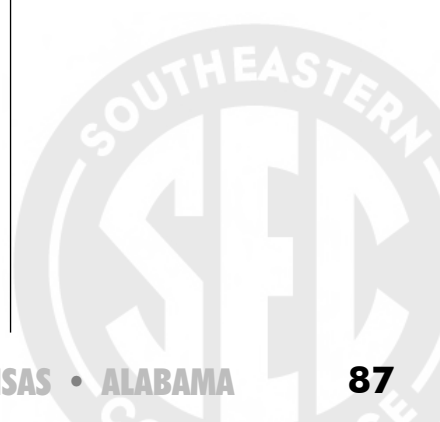
### CAUGHT STEALING BY

1. Bailey-MS . . . . .	16
2. Silkwood-MS . . . . .	13
3. Munro-UF . . . . .	10
C. Syrett-UM . . . . .	10
5. Walters-AM . . . . .	9
6. Joiner-UK . . . . .	8
C. Wallace-AU . . . . .	8
Mooney, S.-SC . . . . .	8
Fox-AM . . . . .	8
10. C. Bell-UA . . . . .	7
11. Wilkinson-UG . . . . .	6
L. Lindsey-UM . . . . .	6
13. 4 tied at . . . . .	5

### ERRORS

1. Seitz-MS . . . . .	17
Hugo-UG . . . . .	17
3. Harrison-AR . . . . .	16
Smith,A-UK . . . . .	16
Quinn-LS . . . . .	16

6. Fagan-MO . . . . .	15
Fagan-AR . . . . .	15
M. Geer-UT . . . . .	15
G. Majam-UM . . . . .	15
Swafford-UG . . . . .	15
11. M. Gregg-UT . . . . .	14
12. Williams, T.-SC . . . . .	13
Winkfield-MS . . . . .	13
Cuyos-AM . . . . .	13
15. 2 tied at . . . . .	12





# SEASON IN REVIEW

ALABAMA • ARKANSAS • AUBURN • FLORIDA • GEORGIA • KENTUCKY • LSU • OLE MISS

## SEC INDIVIDUAL BATTING LEADERS

(SEC GAMES ONLY)

Hitting minimums – 75% of Games 2.0 AB/Game • Pitching minimums – 1 Games 1.0 IP/Game

### BATTING LEADERS

#### BATTING AVG

1. Stewart-UF	0.536
2. E. Carosone-AU	0.458
3. Page, A.-SC	0.446
4. Bell-LS	0.427
5. K. Cooper-AU	0.415
6. D. Turner-UA	0.397
7. Crane-MO	0.387
8. T. Howard-AU	0.384
9. Fagan-MO	0.382
10. Merritt-UF	0.375
11. B. Landry-LS	0.372
12. H. McCleney-UA	0.371
13. Toler-MS	0.358
14. M. Runyon-UA	0.357
15. Snaer, K.-SC	0.351

#### SLUGGING PCT

1. M. Runyon-UA	0.914
2. E. Carosone-AU	0.833
3. Page, A.-SC	0.797
4. Vidales-AM	0.797
5. Hugo-UG	0.791
6. J. Rhodes-AU	0.767
7. Bell-LS	0.760
8. Stewart-UF	0.738
9. Fagan-MO	0.735
10. K. Cooper-AU	0.723
11. A. Aldrete-UT	0.721
12. Swafford-UG	0.681
13. Sanchez-MO	0.667
14. Kloss-LS	0.662
15. Haeger-UF	0.661

#### ON BASE PCT

1. E. Carosone-AU	0.582
2. Page, A.-SC	0.577
3. Stewart-UF	0.554
4. K. Cooper-AU	0.541
5. Bell-LS	0.527
6. H. McCleney-UA	0.527
7. T. Howard-AU	0.526
8. Vidales-AM	0.511
9. Toler-MS	0.506
10. Merritt-UF	0.500
11. Haeger-UF	0.494
12. Fagan-MO	0.476
13. Joiner-UK	0.470
14. G. Aucoin-UT	0.463

15. T. Koenig-UT . . . . . 0.463

#### RUNS SCORED

1. E. Carosone-AU	30
2. Stewart-UF	29
3. Bell-LS	26
4. Page, A.-SC	25
5. T. Howard-AU	24
Crane-MO	24
7. Hugo-UG	22
8. Fagan-MO	21
H. McCleney-UA	21
J. Rhodes-AU	21
11. H. Fagan-AU	20
Echols-MS	20
13. Roth-MO	19
14. 3 tied at	18

#### HITS

1. Stewart-UF	45
2. Page, A.-SC	33
E. Carosone-AU	33
4. B. Landry-LS	32
Bell-LS	32
6. Echols-MS	29
Crane-MO	29
D. Turner-UA	29
9. T. Howard-AU	28
10. Seitz-MS	27
K. Cooper-AU	27
12. H. Fagan-AU	26
Snaer, K.-SC	26
H. McCleney-UA	26
Fagan-MO	26

#### RUNS BATTED IN

1. M. Runyon-UA	35
2. E. Carosone-AU	28
3. Fagan-MO	24
4. Sanchez-MO	23
5. Bell-LS	22
Hugo-UG	22
Haeger-UF	22
B. Melero-AU	22
A. Aldrete-UT	22
10. Wilson-UG	21
Kloss-LS	21
J. Rhodes-AU	21
13. Toler-MS	20
Fuller-UF	20
15. 3 tied at	19

#### DOUBLES

1. E. Carosone-AU	9
-------------------	---

2. Seitz-MS	8
Bell-LS	8
4. Vidales-AM	7
5. Walters-AM	6
Snaer, K.-SC	6
Merritt-UF	6
8. H. Fagan-AU	5
J. Spencer-UA	5
R. Gaffin-UT	5
B. Landry-LS	5
Stokes, C.-UK	5
Masters, L.-SC	5
14. 16 tied at	4

#### TRIPLES

1. Stewart-UF	5
2. B. Landry-LS	4
3. Winkfield-MS	3
4. T. Howard-AU	2
D. Hays-UA	2
Crane-MO	2
Bailey-MS	2
Struett, K.-SC	2
Page, A.-SC	2
Echols-MS	2
Griggs-LS	2
12. 21 tied at	1

#### HOME RUNS

1. M. Runyon-UA	12
2. Sanchez-MO	9
J. Rhodes-AU	9
Hugo-UG	9
5. Vidales-AM	8
6. Castro-UF	7
Kloss-LS	7
Swafford-UG	7
A. Aldrete-UT	7
10. 7 tied at	6

#### TOTAL BASES

1. M. Runyon-UA	64
2. Stewart-UF	62
3. E. Carosone-AU	60
4. Page, A.-SC	59
5. Bell-LS	57
6. J. Rhodes-AU	56
7. Vidales-AM	55
8. Hugo-UG	53
9. Sanchez-MO	50
Fagan-MO	50
11. Swafford-UG	49
12. K. Cooper-AU	47

Seitz-MS	47
14. Echols-MS	46
Snaer, K.-SC	46

#### WALKS

1. H. McCleney-UA	23
2. Vidales-AM	21
3. Haeger-UF	20
4. J. Spencer-UA	19
5. Castro-UF	18
Joiner-UK	18
Toler-MS	18
T. Howard-AU	18
Page, A.-SC	18
10. Sagermann, N.-UK	17
11. Genovese-MO	16
E. Carosone-AU	16
K. Cooper-AU	16
Wallace-AR	16
15. 4 tied at	15

#### HIT BY PITCH

1. Merritt-UF	10
2. Fuller-UF	8
E. Carosone-AU	8
4. S. McSwain-UT	7
5. T. Koenig-UT	6
Silkwood-MS	6
Castro-UF	6
Bizzell, J.-SC	6
9. Echols-MS	5
T. Howard-AU	5
Sanchez-MO	5
Page, A.-SC	5
13. 7 tied at	4

#### SAC BUNTS

1. Ivy-MS	5
D. Turner-UA	5
3. Struett, K.-SC	4
K. Case-UA	4
Cuyos-AM	4
6. White, Kr.-SC	3
LaZear-UG	3
Munro-UF	3
C. Dare-UA	3
Griggs-LS	3
Wilson-UG	3
D. Richard-UA	3
Samuel, S.-UK	3
Medina-UF	3
C. Syrett-UM	3

# SEASON IN REVIEW



MISSISSIPPI STATE • MISSOURI • SOUTH CAROLINA • TENNESSEE • TEXAS A&M • VANDERBILT

## SEC INDIVIDUAL BATTING LEADERS . . . continued

### (SEC GAMES ONLY)

Hitting minimums – 75% of Games 2.0 AB/Game • Pitching minimums – 1 Games 1.0 IP/Game

#### SAC FLIES

1. Kloss-LS . . . . .	3
M. Estell-AU . . . . .	3
Merritt-UF . . . . .	3
Walters-AM . . . . .	3
Hugo-UG . . . . .	3
6. Andrews-LS . . . . .	2
Stewart-UF . . . . .	2
Jaquish-LS . . . . .	2
E. Carosone-AU . . . . .	2
H. Fagan-AU . . . . .	2
11. 42 tied at . . . . .	1

#### STOLEN BASES

1. H. McCleney-UA . . . . .	10
2. Nichols-MS . . . . .	8
Crane-MO . . . . .	8
Emanuel, C.-UG . . . . .	8
D. Turner-UA . . . . .	8
6. Stewart-UF . . . . .	7
Winkfield-MS . . . . .	7
Merritt-UF . . . . .	7
Gadbois-MO . . . . .	7
E. Cox-UM . . . . .	7
11. Canfield-AR . . . . .	6
P. McKinney-UM . . . . .	6
Emanuel, S.-UG . . . . .	6
Andrews-LS . . . . .	6

#### TOTAL PLATE APPEARANCES

1. T. Howard-AU . . . . .	99
2. E. Carosone-AU . . . . .	98
3. Page, A.-SC . . . . .	97
4. M. Gregg-UT . . . . .	96
Seitz-MS . . . . .	96
Echols-MS . . . . .	96
7. Andrews-LS . . . . .	94
8. H. McCleney-UA . . . . .	93
B. Melero-AU . . . . .	93
10. B. Landry-LS . . . . .	92
Vidales-AM . . . . .	92
Stewart-UF . . . . .	92
13. Bell-LS . . . . .	91
Ryan-AM . . . . .	91
Bailey-MS . . . . .	91

#### AT BATS

1. B. Landry-LS . . . . .	86
2. Stewart-UF . . . . .	84
3. Echols-MS . . . . .	83
4. E. Cox-UM . . . . .	82
5. Seitz-MS . . . . .	81
Stokes, C.-UK . . . . .	81
7. Ryan-AM . . . . .	80
M. Geer-UT . . . . .	80

9. M. Gregg-UT . . . . .	79
Struett, K.-SC . . . . .	79
11. Gadbois-MO . . . . .	78
Andrews-LS . . . . .	78
13. H. Fagan-AU . . . . .	77
B. Melero-AU . . . . .	77
15. 4 tied at . . . . .	76

#### STEAL ATTEMPTS

1. E. Cox-UM . . . . .	13
2. H. McCleney-UA . . . . .	11
3. D. Turner-UA . . . . .	10
4. Gadbois-MO . . . . .	9
Emanuel, C.-UG . . . . .	9
6. Crane-MO . . . . .	8
Merritt-UF . . . . .	8
Nichols-MS . . . . .	8
9. Winkfield-MS . . . . .	7
Andrews-LS . . . . .	7
Emanuel, S.-UG . . . . .	7
Stewart-UF . . . . .	7
13. 4 tied at . . . . .	6

#### STRIKEOUTS

1. E. Cox-UM . . . . .	24
Fuller-UF . . . . .	24
3. Stokes, C.-UK . . . . .	22
4. G. Aucoin-UT . . . . .	21

5. Puailoa-UG . . . . .	19
6. Bizzell, J.-SC . . . . .	18
M. Runyon-UA . . . . .	18
S. McSwain-UT . . . . .	18
9. Swafford-UG . . . . .	17
Steed, M.-UK . . . . .	17
Nichols-MS . . . . .	17
J. Rhodes-AU . . . . .	17
Mack-MO . . . . .	17
T. Lewis-UT . . . . .	17
Gadbois-MO . . . . .	17

#### CAUGHT STEALING

1. E. Cox-UM . . . . .	6
2. Wilson-UG . . . . .	2
C. Dare-UA . . . . .	2
Ard, A.-SC . . . . .	2
Gadbois-MO . . . . .	2
Richardson, D.-UK . . . . .	2
D. Turner-UA . . . . .	2
8. 34 tied at . . . . .	1

#### GROUNDED INTO DP

1. C. Wallace-AU . . . . .	3
2. Masters, L.-SC . . . . .	2
Harrison-AR . . . . .	2
Snaer, K.-SC . . . . .	2
5. 27 tied at . . . . .	1





# SEASON IN REVIEW

ALABAMA • ARKANSAS • AUBURN • FLORIDA • GEORGIA • KENTUCKY • LSU • OLE MISS

## SEC INDIVIDUAL PITCHING LEADERS

(SEC GAMES ONLY)

Hitting minimums – 75% of Games 2.0 AB/Game • Pitching minimums – 1 Games 1.0 IP/Game

### PITCHING LEADERS

#### EARNED RUN AVG

1. A. Osorio-UA	1.60
2. Hoover-LS	2.12
3. S Littlejohn-UA	2.39
4. Walljasper-LS	2.42
5. Haeger-UF	2.48
6. L. Jury-UA	2.55
7. Wilkinson-UG	2.64
8. Gray-UG	2.68
9. Blue, N.-SC	2.76
10. Finucane-MO	3.29
11. Nunley,K-UK	3.30
12. R. Gaffin-UT	3.35
13. Rethlake,E-UK	3.45
14. Corbello-LS	3.74
15. Ocasio-UF	3.80

#### OPPOSING BAT AVG

1. A. Osorio-UA	0.186
2. Corbello-LS	0.209
3. Wilkinson-UG	0.212
4. Haeger-UF	0.215
5. S Littlejohn-UA	0.216
6. Walljasper-LS	0.217
7. Hoover-LS	0.232
8. Gray-UG	0.238
9. L. Jury-UA	0.251
10. Nunley,K-UK	0.254
11. Finucane-MO	0.257
12. Blue, N.-SC	0.259
13. C. Tarango-UT	0.262
14. M. Harper-AU	0.263
15. Gourley-UF	0.265

#### INNINGS PITCHED

1. Nunley,K-UK	101.2
2. Silkwood-MS	98.0
3. Wilkinson-UG	95.1
4. Fox-AM	92.2
5. A. Osorio-UA	91.2
6. Blue, N.-SC	86.1
7. M. Osias-UM	85.0
8. Lowary-MO	72.2
9. Haeger-UF	70.2
10. Sarratt, J.-SC	69.1
11. Finucane-MO	66.0
Hoover-LS	66.0
13. Gray-UG	62.2
14. R. Walters-AU	62.1

15. Ocasio-UF . . . . . 55.1

#### BATTERS STRUCK OUT

1. A. Osorio-UA	109
2. Wilkinson-UG	95
Nunley,K-UK	95
4. Silkwood-MS	76
Hoover-LS	76
6. Lowary-MO	72
7. Fox-AM	65
8. Blue, N.-SC	64
Finucane-MO	64
10. Haeger-UF	57
11. R. Gaffin-UT	52
12. Ocasio-UF	47
13. R. Walters-AU	46
14. L. Jury-UA	39
15. E. Gabriel-UT	37

#### BATTERS SO LOOKING

1. A. Osorio-UA	33
Nunley,K-UK	33
3. Wilkinson-UG	26
4. Hoover-LS	25
5. Haeger-UF	22
6. Blue, N.-SC	21
7. Lowary-MO	20
8. M. Osias-UM	16
9. Finucane-MO	14
10. R. Walters-AU	13
L. Jury-UA	13
12. Fox-AM	12
13. Ocasio-UF	11
14. Sarratt, J.-SC	10
15. 2 tied at	8

#### WINS

1. A. Osorio-UA	10
2. Haeger-UF	9
L. Davis-AU	9
Finucane-MO	9
5. Blue, N.-SC	8
Wilkinson-UG	8
Silkwood-MS	8
8. R. Gaffin-UT	7
Hoover-LS	7
Fox-AM	7
11. Ocasio-UF	6
R. Walters-AU	6
Gray-UG	6
14. Lowary-MO	5
M. Osias-UM	5

#### SAVES

1. Nunley,K-UK	3
Gourley-UF	3
3. L. Jury-UA	2
Lowary-MO	2
Fox-AM	2
R. Walters-AU	2
7. E. Gabriel-UT	1
Blue, N.-SC	1
Silkwood-MS	1
S Littlejohn-UA	1

#### APPEARANCES

1. Fox-AM	21
Silkwood-MS	21
3. R. Walters-AU	20
Nunley,K-UK	20
M. Osias-UM	20
6. Wilkinson-UG	19
Wright-AR	19
8. Finucane-MO	18
A. Osorio-UA	18
10. Sarratt, J.-SC	17
L. Lindsey-UM	17
Blue, N.-SC	17
Lowary-MO	17
14. 3 tied at	15

#### GAMES STARTED

1. Wilkinson-UG	17
2. Nunley,K-UK	16
3. Silkwood-MS	15
Fox-AM	15
5. A. Osorio-UA	14
6. Finucane-MO	13
M. Osias-UM	13
Sarratt, J.-SC	13
9. Lowary-MO	11
10. E. Gabriel-UT	10
Haeger-UF	10
Blue, N.-SC	10
Wright-AR	10
Ocasio-UF	10
15. 2 tied at	9

#### GAMES FINISHED

1. R. Gaffin-UT	10
2. Baxter-MO	8
R. Walters-AU	8
Rethlake,E-UK	8
5. Gray-UG	7
L. Lindsey-UM	7
Meinin-AR	7

Gourley-UF	7
Wright-AR	7
Blue, N.-SC	7
11. Lowary-MO	6
Landwehrmier-UM	6
13. 5 tied at	5

#### GAMES IN RELIEF

1. R. Walters-AU	12
2. C. Tarango-UT	11
R. Gaffin-UT	11
4. Meinin-AR	9
Wright-AR	9
Rethlake,E-UK	9
Baxter-MO	9
Knudsen-MS	9
9. L. Lindsey-UM	8
S Littlejohn-UA	8
11. 9 tied at	7

#### SAC BUNTS ALLOWED

1. Blue, N.-SC	9
2. Sarratt, J.-SC	8
3. Wright-AR	7
Finucane-MO	7
Silkwood-MS	7
6. Lowary-MO	6
M. Osias-UM	6
8. M. Harper-AU	5
Meinin-AR	5
Gray-UG	5
Nunley,K-UK	5
Walljasper-LS	5
Wilkinson-UG	5
Fox-AM	5
15. 6 tied at	4

#### SAC FLIES ALLOWED

1. M. Osias-UM	5
Silkwood-MS	5
Meinin-AR	5
A. Osorio-UA	5
5. Nunley,K-UK	4
L. Lindsey-UM	4
Fox-AM	4
8. Sarratt, J.-SC	3
C. Tarango-UT	3
Wright-AR	3
G. Aucoin-UT	3
12. 8 tied at	2

#### LOSSES

1. Nunley,K-UK	13
2. M. Osias-UM	10

# SEASON IN REVIEW



MISSISSIPPI STATE • MISSOURI • SOUTH CAROLINA • TENNESSEE • TEXAS A&M • VANDERBILT

## SEC INDIVIDUAL PITCHING LEADERS . . . continued

### (SEC GAMES ONLY)

Hitting minimums – 75% of Games 2.0 AB/Game • Pitching minimums – 1 Games 1.0 IP/Game

Silkwood-MS . . . . .	10
4. Fox-AM . . . . .	8
Sarratt, J.-SC . . . . .	8
6. Wright-AR . . . . .	7
7. Prince,M-UK . . . . .	6
Moll-AR . . . . .	6
Meinin-AR . . . . .	6
L. Lindsey-UM . . . . .	6
11. Wilkinson-UG . . . . .	5
Finucane-MO . . . . .	5
E. Gabriel-UT . . . . .	5
A. Osorio-UA . . . . .	5
Blue, N.-SC . . . . .	5

#### RUNNERS PICKED OFF

1. Browne-UG . . . . .	2
2. Walters-AM . . . . .	1
Bailey-MS . . . . .	1
Kloss-LS . . . . .	1

#### WILD PITCHES

1. L. Lindsey-UM . . . . .	14
2. Moll-AR . . . . .	10
3. R. Gaffin-UT . . . . .	8
4. M. Osias-UM . . . . .	7
Hoover-LS . . . . .	7
6. Fox-AM . . . . .	6
L. Davis-AU . . . . .	6
Lowary-MO . . . . .	6
9. Wilkinson-UG . . . . .	5
G. Aucoin-UT . . . . .	5
Gourley-UF . . . . .	5
12. 5 tied at . . . . .	4

#### BALKS

1. Lowary-MO . . . . .	5
2. Wilkinson-UG . . . . .	3
Silkwood-MS . . . . .	3
4. Ward-MS . . . . .	1
Moll-AR . . . . .	1
Nunley,K-UK . . . . .	1
Rethlake,E-UK . . . . .	1
Toler-MS . . . . .	1

#### HIT BATTERS

1. Nunley,K-UK . . . . .	16
2. M. Osias-UM . . . . .	14
3. Silkwood-MS . . . . .	13
Lowary-MO . . . . .	13
5. Ward-MS . . . . .	12
R. Walters-AU . . . . .	12
A. Osorio-UA . . . . .	12
8. Blue, N.-SC . . . . .	10
9. Walljasper-LS . . . . .	9

L. Lindsey-UM . . . . .	9
11. Meinin-AR . . . . .	8
M. Harper-AU . . . . .	8
L. Jury-UA . . . . .	8
Finucane-MO . . . . .	8
L. Davis-AU . . . . .	8

#### INTENTIONAL BB ALLOWED

1. Finucane-MO . . . . .	6
2. Lowary-MO . . . . .	5
3. Wright-AR . . . . .	4
Meinin-AR . . . . .	4
5. Wilkinson-UG . . . . .	3
Moll-AR . . . . .	3
7. R. Gaffin-UT . . . . .	2
L. Jury-UA . . . . .	2
M. Osias-UM . . . . .	2
Gourley-UF . . . . .	2
C. Tarango-UT . . . . .	2
12. 7 tied at . . . . .	1

#### HITS ALLOWED

1. Corbello-LS . . . . .	19
2. S Littlejohn-UA . . . . .	24
3. Rethlake,E-UK . . . . .	26
Gourley-UF . . . . .	26
5. G. Aucoin-UT . . . . .	32
6. Walljasper-LS . . . . .	36
7. C. Tarango-UT . . . . .	37
8. Prince,M-UK . . . . .	39
9. M. Harper-AU . . . . .	40
10. L. Jury-UA . . . . .	44
11. Marks-AM . . . . .	45
12. R. Gaffin-UT . . . . .	53
13. Haeger-UF . . . . .	54
14. MOLL-AR . . . . .	57
15. Hoover-LS . . . . .	59

#### RUNS ALLOWED

1. Rethlake,E-UK . . . . .	14
S Littlejohn-UA . . . . .	14
3. Corbello-LS . . . . .	15
4. Gourley-UF . . . . .	22
5. Walljasper-LS . . . . .	23
L. Jury-UA . . . . .	23
7. Hoover-LS . . . . .	24
R. Gaffin-UT . . . . .	24
9. Haeger-UF . . . . .	25
10. M. Harper-AU . . . . .	27
11. Prince,M-UK . . . . .	28
C. Tarango-UT . . . . .	28
13. A. Osorio-UA . . . . .	29
14. G. Aucoin-UT . . . . .	30

15. Ocasio-UF . . . . .	34
-------------------------	----

#### EARNED RUNS ALLOWED

1. S Littlejohn-UA . . . . .	10
2. Rethlake,E-UK . . . . .	12
3. Corbello-LS . . . . .	13
4. Walljasper-LS . . . . .	15
5. Gourley-UF . . . . .	16
L. Jury-UA . . . . .	16
7. Hoover-LS . . . . .	20
8. A. Osorio-UA . . . . .	21
9. R. Gaffin-UT . . . . .	23
10. Gray-UG . . . . .	24
11. C. Tarango-UT . . . . .	25
Haeger-UF . . . . .	25
13. M. Harper-AU . . . . .	26
14. G. Aucoin-UT . . . . .	27
15. Prince,M-UK . . . . .	28

#### WALKS ALLOWED

1. Walljasper-LS . . . . .	10
2. S Littlejohn-UA . . . . .	11
3. Ocasio-UF . . . . .	12
4. Corbello-LS . . . . .	13
5. Gourley-UF . . . . .	14
6. Rethlake,E-UK . . . . .	15
7. Marks-AM . . . . .	19
8. R. Gaffin-UT . . . . .	20
E. Gabriel-UT . . . . .	20
Gray-UG . . . . .	20
11. Haeger-UF . . . . .	21
12. Prince,M-UK . . . . .	22
G. Aucoin-UT . . . . .	22
14. Meinin-AR . . . . .	24
C. Tarango-UT . . . . .	24

#### DOUBLES ALLOWED

1. Walljasper-LS . . . . .	1
S Littlejohn-UA . . . . .	1
Gourley-UF . . . . .	1
Corbello-LS . . . . .	1
5. Hoover-LS . . . . .	2
6. Prince,M-UK . . . . .	4
C. Tarango-UT . . . . .	4
M. Harper-AU . . . . .	4
9. E. Gabriel-UT . . . . .	5
Marks-AM . . . . .	5
11. A. Osorio-UA . . . . .	6
Ocasio-UF . . . . .	6
13. Finucane-MO . . . . .	7
14. Moll-AR . . . . .	8
Wilkinson-UG . . . . .	8

#### TRIPLES ALLOWED

1. Fox-AM . . . . .	0
Lowary-MO . . . . .	0
L. Davis-AU . . . . .	0
R. Gaffin-UT . . . . .	0
S Littlejohn-UA . . . . .	0
Rethlake,E-UK . . . . .	0
Corbello-LS . . . . .	0
Hoover-LS . . . . .	0
R. Walters-AU . . . . .	0
Prince,M-UK . . . . .	0
L. Jury-UA . . . . .	0
M. Harper-AU . . . . .	0
Moll-AR . . . . .	0
14. Sarratt, J.-SC . . . . .	1
Ocasio-UF . . . . .	1

#### HOME RUNS ALLOWED

1. L. Jury-UA . . . . .	2
2. S Littlejohn-UA . . . . .	3
Prince,M-UK . . . . .	3
Rethlake,E-UK . . . . .	3
Corbello-LS . . . . .	3
6. Gourley-UF . . . . .	4
A. Osorio-UA . . . . .	4
8. Gray-UG . . . . .	5
G. Aucoin-UT . . . . .	5
Walljasper-LS . . . . .	5
R. Gaffin-UT . . . . .	5
C. Tarango-UT . . . . .	5
13. Meinin-AR . . . . .	6
Hoover-LS . . . . .	6
Moll-AR . . . . .	6



# SEASON IN REVIEW

ALABAMA • ARKANSAS • AUBURN • FLORIDA • GEORGIA • KENTUCKY • LSU • OLE MISS

## SEC INDIVIDUAL FIELDING LEADERS

(SEC GAMES ONLY)

Hitting minimums – 75% of Games • Pitching minimums – 1 Games 1.0 IP/Game

### FIELDING LEADERS

#### FIELDING PCT

1. Joiner-UK	1.000
Steed,M-UK	1.000
Munro-UF	1.000
L. Lafaele-UA	1.000
Browne-UG	1.000
Wallace-AR	1.000
E. Carosone-AU	1.000
Schwarz-UF	1.000
Kvistad-UF	1.000
E. Cox-UM	1.000
Ivy-MS	1.000
T. Howard-AU	1.000
DeWitt-UF	1.000
M. Estell-AU	1.000
Struett, K.-SC	1.000

#### CHANCES

1. Snaer, K.-SC	175
2. Joiner-UK	171
3. C. Bell-UA	170
4. A. Schneider-UM	167
5. J. Rhodes-AU	160
6. Roth-MO	158
Mack-MO	158
8. Steed,M-UK	152
9. T. Koenig-UT	146
10. Bailey-MS	141
11. Kloss-LS	137
12. Gaul-MS	131
13. Munro-UF	127
A. Aldrete-UT	127
15. L. Lafaele-UA	123

#### PUTOUTS

1. Snaer, K.-SC	169
2. C. Bell-UA	166
3. Joiner-UK	164
4. A. Schneider-UM	160

5. J. Rhodes-AU	155
6. Mack-MO	148
7. Steed,M-UK	146
8. Roth-MO	145
9. T. Koenig-UT	138
10. Kloss-LS	131
11. Gaul-MS	121
Bailey-MS	121
13. L. Lafaele-UA	120
14. A. Aldrete-UT	118
15. Munro-UF	115

#### ASSISTS

1. H. Fagan-AU	62
2. M. Gregg-UT	58
3. Masters, L.-SC	56
Seitz-MS	56
Stokes,C-UK	56
6. Cuyos-AM	52
7. Sagermann,N-UK	50
8. Hugo-UG	49
9. Genovese-MO	44
Fagan-MO	44
Smith,A-UK	44
12. K. Cooper-AU	43
13. White, Kr.-SC	42
14. 4 tied at	41

#### FIELDING DOUBLE PLAYS

1. J. Rhodes-AU	12
2. Gaul-MS	10
3. Snaer, K.-SC	9
4. E. Carosone-AU	8
L. Lafaele-UA	8
6. Seitz-MS	7
7. A. Schneider-UM	6
Schwarz-UF	6
Stewart-UF	6
M. Gregg-UT	6
11. Echols-MS	5
Sagermann,N-UK	5
H. Fagan-AU	5
K. Cooper-AU	5
15. 7 tied at	4

#### PASSED BALLS

1. Mack-MO	9
2. Bailey-MS	8
3. C. Syrett-UM	4
Walters-AM	4
Lawrence, O.-SC	4
Kloss-LS	4
7. C. Bell-UA	3
Hiers-AR	3
A. Aldrete-UT	3
10. L.Overstreet-UT	2
Joiner-UK	2
Browne-UG	2
James-AR	2
14. 5 tied at	1

#### CATCHER INTERFERENCE

1. Mack-MO	1
Bailey-MS	1
Mooney, S.-SC	1
C. Wallace-AU	1
Hiers-AR	1

#### STEAL ATTEMPTS AGAINST

1. Bailey-MS	37
2. Walters-AM	30
3. C. Syrett-UM	29
4. Silkwood-MS	25
5. Fox-AM	20
6. Schroeder-AR	19
7. C. Bell-UA	17
8. L. Lindsey-UM	15
9. Hiers-AR	14
Wilkinson-UG	14
11. Blue, N.-SC	13
Lawrence, O.-SC	13
13. Moll-AR	12
Mooney, S.-SC	12
15. 3 tied at	11

#### STOLEN BASES AGAINST

1. Bailey-MS	30
2. C. Syrett-UM	26

3. Walters-AM	24
4. Silkwood-MS	19
Schroeder-AR	19
6. C. Bell-UA	16
7. Fox-AM	15
8. L. Lindsey-UM	14
9. Hiers-AR	13
10. Wilkinson-UG	12
Lawrence, O.-SC	12
12. Blue, N.-SC	11
Moll-AR	11
14. A. Aldrete-UT	9
Wright-AR	9

#### CAUGHT STEALING BY

1. Bailey-MS	7
2. Walters-AM	6
Silkwood-MS	6
4. Fox-AM	5
5. C. Wallace-AU	4
Munro-UF	4
Mack-MO	4
Mooney, S.-SC	4
Lowary-MO	4
Browne-UG	4
11. 7 tied at	3

#### ERRORS

1. Quinn-LS	10
2. Swafford-UG	8
3. G. Majam-UM	7
Wilson-UG	7
Cuyos-AM	7
Winkfield-MS	7
7. Bailey-MS	6
8. 12 tied at	5

# SEASON IN REVIEW



MISSISSIPPI STATE • MISSOURI • SOUTH CAROLINA • TENNESSEE • TEXAS A&M • VANDERBILT

## SEC TEAM BATTING LEADERS

(ALL GAMES)

Hitting minimums – 75% of Games 2.0 AB/Game • Pitching minimums – 1 Games 1.0 IP/Game

### BATTING LEADERS

#### BATTING AVG.

1. Georgia	0.343
2. Auburn	0.339
3. LSU	0.335
4. Alabama	0.321
5. Missouri	0.320
6. Mississippi State	0.312
7. Ole Miss	0.309
8. Florida	0.303
9. Tennessee	0.302
10. South Carolina	0.294
11. Texas A&M	0.278
12. Kentucky	0.251
13. Arkansas	0.249

#### SLUGGING PCT.

1. Auburn	0.571
2. Tennessee	0.554
3. Georgia	0.528
4. Missouri	0.524
5. LSU	0.523
6. Florida	0.514
7. Alabama	0.511
8. Mississippi State	0.494
9. South Carolina	0.473
10. Ole Miss	0.470
11. Texas A&M	0.459
12. Kentucky	0.387
13. Arkansas	0.360

#### ON BASE PCT.

1. Auburn	0.459
2. Florida	0.438
3. Missouri	0.426
4. LSU	0.425
5. Georgia	0.420
6. Alabama	0.418
7. Tennessee	0.413
8. Mississippi State	0.411
9. Texas A&M	0.398
10. Ole Miss	0.393
11. South Carolina	0.390
12. Arkansas	0.346
13. Kentucky	0.337

#### RUNS SCORED

1. Auburn	526
2. Georgia	440
3. Florida	439
4. LSU	428
5. Tennessee	411

6. Alabama	403
7. Missouri	395
8. Mississippi State	326
9. Texas A&M	315
10. South Carolina	312
11. Ole Miss	303
12. Kentucky	223
13. Arkansas	192

#### HITS

1. Auburn	606
2. LSU	565
3. Georgia	554
4. Alabama	518
5. Florida	502
6. Tennessee	500
8. Mississippi State	475
9. South Carolina	470
10. Ole Miss	444
11. Texas A&M	423
12. Kentucky	375
13. Arkansas	336

#### RUNS BATTED IN

1. Auburn	475
2. LSU	392
3. Florida	391
4. Tennessee	390
5. Georgia	380
6. Alabama	361
7. Missouri	355
8. Mississippi State	294
9. South Carolina	288
10. Texas A&M	287
11. Ole Miss	272
12. Kentucky	193
13. Arkansas	167

#### DOUBLES

1. Auburn	97
2. Alabama	90
Tennessee	90
4. LSU	89
5. Georgia	84
Mississippi State	84
7. Florida	81
8. South Carolina	74
9. Texas A&M	69
10. Missouri	64
11. Ole Miss	62
12. Kentucky	56
13. Arkansas	38

#### TRIPLES

1. LSU	22
--------	----

2. Alabama	17
3. Georgia	16
Mississippi State	16
South Carolina	16
6. Florida	14
7. Tennessee	13
Ole Miss	13
9. Auburn	11
10. Arkansas	10
11. Missouri	9
12. Kentucky	5
13. Texas A&M	2

#### HOME RUNS

1. Tennessee	100
2. Auburn	99
3. Florida	80
4. Missouri	79
5. Texas A&M	67
6. LSU	62
7. Georgia	61
Alabama	61
9. South Carolina	60
10. Mississippi State	54
11. Ole Miss	48
12. Kentucky	46
13. Arkansas	31

#### TOTAL BASES

1. Auburn	1022
2. Tennessee	916
3. LSU	884
4. Georgia	853
5. Florida	851
6. Alabama	825
7. Missouri	819
8. South Carolina	756
9. Mississippi State	753
10. Texas A&M	697
11. Ole Miss	676
12. Kentucky	579
13. Arkansas	487

#### TOTAL PLATE APPEARANCES

1. Auburn	2258
2. Florida	2130
3. LSU	2027
4. Tennessee	2011
5. Alabama	1968
6. South Carolina	1900
7. Georgia	1897
8. Missouri	1887
9. Texas A&M	1871
10. Mississippi State	1831
11. Kentucky	1734
12. Ole Miss	1676

13. Arkansas	1592
--------------	------

#### AT BATS

1. Auburn	1790
2. LSU	1689
3. Florida	1655
4. Tennessee	1654
5. Georgia	1617
6. Alabama	1616
7. South Carolina	1599
8. Missouri	1562
9. Mississippi State	1523
10. Texas A&M	1519
11. Kentucky	1497
12. Ole Miss	1439
13. Arkansas	1352

#### WALKS

1. Auburn	356
2. Florida	284
3. Texas A&M	270
4. Missouri	264
5. Alabama	261
6. LSU	258
7. Tennessee	246
8. South Carolina	204
9. Mississippi State	194
10. Arkansas	185
11. Georgia	180
12. Ole Miss	168
13. Kentucky	157

#### HIT BY PITCH

1. Florida	128
2. Tennessee	76
3. Mississippi State	72
4. Auburn	66
5. South Carolina	58
6. Georgia	49
7. Texas A&M	41
Kentucky	41
9. Ole Miss	37
10. Missouri	34
11. Alabama	26
LSU	26
13. Arkansas	22

#### STRIKEOUTS

1. Tennessee	359
2. Kentucky	302
3. Florida	296
4. South Carolina	291
Auburn	291
6. Georgia	258
7. Texas A&M	250
8. Arkansas	247



# SEASON IN REVIEW

ALABAMA • ARKANSAS • AUBURN • FLORIDA • GEORGIA • KENTUCKY • LSU • OLE MISS

## SEC TEAM BATTING LEADERS ... continued

(ALL GAMES)

Hitting minimums – 75% of Games 2.0 AB/Game • Pitching minimums – 1 Games 1.0 IP/Game

9. Ole Miss	245
10. Mississippi State	244
11. LSU	241
12. Missouri	200
13. Alabama	193

### SAC BUNTS

1. Alabama	43
2. Florida	41
3. Kentucky	33
4. Georgia	31
5. Texas A&M	28
6. Mississippi State	27
7. LSU	26
8. Ole Miss	24
South Carolina	24
10. Arkansas	23
11. Tennessee	21
12. Auburn	19
13. Missouri	13

### SAC FLIES

1. Auburn	26
2. LSU	25
3. Alabama	22
4. Florida	21
5. Georgia	19

6. Mississippi State	15
7. Tennessee	14
South Carolina	14
9. Missouri	13
Texas A&M	13
11. Arkansas	9
12. Ole Miss	8
13. Kentucky	6

### STOLEN BASES

1. Georgia	123
2. Missouri	111
3. Mississippi State	101
4. Florida	94
5. Alabama	90
Ole Miss	90
7. LSU	67
8. Kentucky	60
9. Arkansas	52
10. Tennessee	42
11. South Carolina	41
12. Texas A&M	37
13. Auburn	26

### CAUGHT STEALING

1. Ole Miss	22
2. Alabama	17

3. Kentucky	15
4. LSU	14
Mississippi State	14
6. Florida	11
South Carolina	11
8. Arkansas	10
Missouri	10
Georgia	10
11. Texas A&M	8
12. Tennessee	5
Auburn	5

### STEAL ATTEMPTS

1. Georgia	133
2. Missouri	121
3. Mississippi State	115
4. Ole Miss	112
5. Alabama	107
6. Florida	105
7. LSU	81
8. Kentucky	75
9. Arkansas	62
10. South Carolina	52
11. Tennessee	47
12. Texas A&M	45
13. Auburn	31

### GROUNDING INTO DP

1. South Carolina	10
Tennessee	10
3. Auburn	7
4. Alabama	6
Mississippi State	6
Florida	6
7. Arkansas	5
Kentucky	5
Ole Miss	5
LSU	5
11. Missouri	3
12. Texas A&M	2
Georgia	2

## SEC TEAM PITCHING LEADERS

(ALL GAMES)

Hitting minimums – 75% of Games 2.0 AB/Game • Pitching minimums – 1 Games 1.0 IP/Game

### PITCHING LEADERS

#### EARNED RUN AVG

1. Florida	1.63
2. LSU	1.84
3. Alabama	1.92
4. Georgia	2.19
5. Kentucky	2.80
6. Tennessee	2.97
7. Missouri	3.15
8. South Carolina	3.22
9. Texas A&M	3.43
10. Auburn	3.59
11. Mississippi State	3.72
12. Ole Miss	4.30
13. Arkansas	5.63

#### OPPOSING BAT AVG

1. Florida	0.190
2. Alabama	0.196
3. Georgia	0.200
4. LSU	0.211

5. Tennessee	0.227
6. Kentucky	0.240
7. South Carolina	0.245
8. Missouri	0.246
9. Mississippi State	0.253
10. Auburn	0.255
11. Texas A&M	0.261
12. Ole Miss	0.281
13. Arkansas	0.324

#### INNINGS PITCHED

1. Florida	437.1
2. Auburn	431.0
3. LSU	421.2
4. Tennessee	412.1
5. Alabama	409.0
6. South Carolina	398.1
7. Texas A&M	396.0
8. Kentucky	392.2
9. Georgia	390.1
10. Mississippi State	376.1
11. Missouri	373.0
12. Ole Miss	353.0
13. Arkansas	338.0

#### BATTERS STRUCK OUT

1. Florida	474
2. LSU	414
3. Alabama	408
4. Tennessee	379
5. Georgia	376
6. Kentucky	356
7. Missouri	343
8. Mississippi State	312
9. Auburn	283
10. South Carolina	280
11. Texas A&M	265
12. Ole Miss	191
13. Arkansas	158

#### BATTERS SO LOOKING

1. Florida	142
2. Kentucky	108
3. Alabama	105
4. LSU	104
5. Georgia	88
6. South Carolina	87
7. Auburn	80
8. Missouri	77

9. Tennessee	76
10. Texas A&M	61
11. Mississippi State	56
12. Ole Miss	54
13. Arkansas	44

#### WINS

1. Florida	60
2. Auburn	56
3. LSU	52
4. Alabama	48
5. Tennessee	47
6. Georgia	44
7. Missouri	42
8. Texas A&M	40
9. South Carolina	38
10. Mississippi State	36
11. Kentucky	32
12. Ole Miss	30
13. Arkansas	16

#### LOSSES

1. Arkansas	37
2. Kentucky	26



# SEASON IN REVIEW



MISSISSIPPI STATE • MISSOURI • SOUTH CAROLINA • TENNESSEE • TEXAS A&M • VANDERBILT

## SEC TEAM PITCHING LEADERS... continued

(ALL GAMES)

Hitting minimums – 75% of Games 2.0 AB/Game • Pitching minimums – 1 Games 1.0 IP/Game

3. Ole Miss	25
4. South Carolina	22
5. Mississippi State	21
6. Texas A&M	20
7. Georgia	17
Tennessee	17
9. Missouri	16
10. Alabama	15
11. LSU	14
12. Auburn	11
13. Florida	7

### SAVES

1. Missouri	9
2. Florida	7
Kentucky	7
4. LSU	6
5. South Carolina	5
6. Alabama	4
Tennessee	4
Texas A&M	4
Ole Miss	4
Auburn	4
11. Mississippi State	2
Arkansas	2
13. Georgia	1

### RUNNERS PICKED OFF

1. Georgia	2
2. Kentucky	1
Mississippi State	1
LSU	1
Texas A&M	1
Florida	1

### SAC BUNTS ALLOWED

1. South Carolina	34
2. Arkansas	33
3. Ole Miss	28
4. Florida	26
Missouri	26
LSU	26
7. Texas A&M	25
8. Kentucky	24
Georgia	24
10. Auburn	22
Alabama	22
Mississippi State	22
13. Tennessee	21

### SAC FLIES ALLOWED

1. Arkansas	17
2. Ole Miss	16
3. Alabama	15
4. South Carolina	10
5. Tennessee	9
6. LSU	8
Mississippi State	8

Texas A&M	8
9. Auburn	7
10. Kentucky	6
11. Missouri	5
12. Georgia	4
13. Florida	2

### HITS ALLOWED

1. Alabama	292
2. Georgia	294
3. Florida	299
4. LSU	336
5. Missouri	359
6. Tennessee	360
7. Kentucky	364
8. South Carolina	375
9. Mississippi State	377
10. Ole Miss	400
11. Texas A&M	408
12. Auburn	422
13. Arkansas	473

### RUNS ALLOWED

1. Florida	122
2. Alabama	138
3. LSU	151
4. Georgia	175
5. Kentucky	181
6. Tennessee	203
7. Texas A&M	222
8. Missouri	229
9. South Carolina	231
10. Auburn	247
11. Mississippi State	253
12. Ole Miss	270
13. Arkansas	350

### EARNED RUNS ALLOWED

1. Florida	102
2. LSU	111
3. Alabama	112
4. Georgia	122
5. Kentucky	157
6. Missouri	168
7. Tennessee	175
8. South Carolina	183
9. Texas A&M	194
10. Mississippi State	200
11. Ole Miss	217
12. Auburn	221
13. Arkansas	272

### WALKS ALLOWED

1. Florida	100
2. Georgia	119
3. Texas A&M	143
4. LSU	147
5. Kentucky	150

6. Alabama	159
7. Tennessee	173
8. South Carolina	175
9. Missouri	189
10. Ole Miss	190
11. Arkansas	195
12. Auburn	203
13. Mississippi State	208

### DOUBLES ALLOWED

1. LSU	25
2. Alabama	32
3. Georgia	35
4. Florida	37
5. Missouri	43
6. South Carolina	45
7. Texas A&M	50
8. Mississippi State	54
9. Tennessee	61
10. Kentucky	64
11. Ole Miss	66
12. Auburn	69
13. Arkansas	85

### TRIPLES ALLOWED

1. Missouri	1
2. Alabama	2
Auburn	2
4. Georgia	4
LSU	4
6. Florida	5
7. Ole Miss	7
Mississippi State	7
South Carolina	7
Texas A&M	7
11. Tennessee	10
Kentucky	10
13. Arkansas	13

### HOME RUNS ALLOWED

1. Kentucky	28
Alabama	28
3. LSU	31
4. Florida	32
5. Georgia	36
6. South Carolina	43
7. Tennessee	44
8. Ole Miss	45
9. Texas A&M	47
10. Arkansas	48
11. Missouri	50
12. Mississippi State	52
13. Auburn	61

### WILD PITCHES

1. Tennessee	44
2. Ole Miss	42
Arkansas	42

4. Missouri	33
5. Auburn	31
6. Texas A&M	27
7. LSU	24
8. South Carolina	23
9. Mississippi State	19
10. Georgia	18
11. Florida	16
12. Alabama	14
13. Kentucky	5

### BALKS

1. Missouri	9
2. Mississippi State	8
3. Ole Miss	6
4. Kentucky	4
5. Georgia	3
6. Arkansas	2
7. Auburn	1

### HIT BATTERS

1. Auburn	59
2. Ole Miss	52
3. Mississippi State	51
4. Missouri	48
5. Kentucky	44
6. Tennessee	41
7. Florida	36
8. South Carolina	35
9. Texas A&M	31
Alabama	31
11. Arkansas	30
12. LSU	27
13. Georgia	22

### INTENTIONAL BB ALLOWED

1. Missouri	17
2. Arkansas	13
3. Alabama	6
Tennessee	6
5. South Carolina	3
Florida	3
Ole Miss	3
Georgia	3
9. Auburn	2
10. Kentucky	1



# SEASON IN REVIEW

ALABAMA • ARKANSAS • AUBURN • FLORIDA • GEORGIA • KENTUCKY • LSU • OLE MISS

## SEC TEAM FIELDING LEADERS

(ALL GAMES)

Hitting minimums – 75% of Games • Pitching minimums – 1 Games 1.0 IP/Game

### FIELDING LEADERS

#### FIELDING PCT

1. Florida	0.981
2. Auburn	0.975
3. Alabama	0.975
4. Kentucky	0.970
5. Texas A&M	0.966
6. Ole Miss	0.964
7. Mississippi State	0.963
8. South Carolina	0.963
9. Tennessee	0.962
10. LSU	0.959
11. Georgia	0.957
12. Missouri	0.956
13. Arkansas	0.954

#### CHANCES

1. Auburn	1829
2. Tennessee	1758
3. Florida	1755
4. South Carolina	1747
5. Kentucky	1738
6. LSU	1713
7. Texas A&M	1711
8. Georgia	1648
9. Missouri	1631
10. Mississippi State	1627
11. Ole Miss	1590
12. Alabama	1589
13. Arkansas	1574

#### PUTOUTS

1. Florida	1312
2. Auburn	1293
3. LSU	1265
4. Tennessee	1237
5. Alabama	1227
6. South Carolina	1195
7. Texas A&M	1188
8. Kentucky	1178
9. Georgia	1171
10. Mississippi State	1129
11. Missouri	1119
12. Ole Miss	1059
13. Arkansas	1014

#### ASSISTS

1. Kentucky	508
2. Auburn	491
3. Arkansas	488
4. South Carolina	487
5. Ole Miss	474

6. Texas A&M	464
7. Tennessee	455
8. Missouri	440
9. Mississippi State	438
10. Florida	410
11. Georgia	406
12. LSU	378
13. Alabama	322

#### ERRORS

1. Missouri	72
Arkansas	72
3. Georgia	71
4. LSU	70
5. Tennessee	66
6. South Carolina	65
7. Mississippi State	60
8. Texas A&M	59
9. Ole Miss	57
10. Kentucky	52
11. Auburn	45
12. Alabama	40
13. Florida	33

#### FIELDING DOUBLE PLAYS

1. Auburn	42
2. South Carolina	24
3. Florida	23
4. Mississippi State	22
5. Ole Miss	20
6. Missouri	18
Tennessee	18
8. Texas A&M	17
9. Alabama	16
LSU	16
11. Kentucky	15
12. Georgia	10
13. Arkansas	9

#### STOLEN BASES AGAINST

1. Arkansas	61
2. Mississippi State	51
3. Ole Miss	46
4. Alabama	42
Texas A&M	42
6. Tennessee	37
7. Georgia	36
8. LSU	32
9. South Carolina	31
10. Auburn	22
11. Florida	13
12. Kentucky	11
13. Missouri	10

#### CAUGHT STEALING BY

1. Mississippi State	16
2. Florida	12
3. Ole Miss	11
4. South Carolina	10
Georgia	10
Texas A&M	10
7. Auburn	8
LSU	8
Alabama	8
Kentucky	8
11. Arkansas	7
12. Missouri	6
13. Tennessee	5

#### STEAL ATTEMPTS AGAINST

1. Arkansas	68
2. Mississippi State	67
3. Ole Miss	57
4. Texas A&M	52
5. Alabama	50
6. Georgia	46
7. Tennessee	42
8. South Carolina	41
9. LSU	40
10. Auburn	30
11. Florida	25
12. Kentucky	19
13. Missouri	16

#### PASSED BALLS

1. Mississippi State	22
2. Missouri	18
Georgia	18
Arkansas	18
5. Tennessee	14
6. Ole Miss	12
7. Texas A&M	10
8. Auburn	8
9. South Carolina	6
LSU	6
11. Alabama	5
Florida	5
13. Kentucky	4

#### CATCHERS INTERFERENCE

1. Auburn	2
Texas A&M	2
South Carolina	2
4. Arkansas	1
Georgia	1
Missouri	1
Mississippi State	1

# SEASON IN REVIEW



MISSISSIPPI STATE • MISSOURI • SOUTH CAROLINA • TENNESSEE • TEXAS A&M • VANDERBILT

## SEC TEAM BATTING LEADERS

(SEC GAMES ONLY)

Hitting minimums – 75% of Games 2.0 AB/Game • Pitching minimums – 1 Games 1.0 IP/Game

### BATTING LEADERS

#### BATTING AVG

1. Auburn	0.329
2. LSU	0.309
3. Alabama	0.306
4. Florida	0.302
5. Missouri	0.301
6. Mississippi State	0.298
7. Georgia	0.289
8. Tennessee	0.285
9. South Carolina	0.272
10. Texas A&M	0.260
11. Ole Miss	0.260
12. Kentucky	0.207
13. Arkansas	0.190

#### SLUGGING PCT

1. Auburn	0.553
2. Tennessee	0.512
3. Missouri	0.506
4. Alabama	0.497
5. Florida	0.486
6. LSU	0.481
7. Mississippi State	0.470
8. Georgia	0.461
9. Texas A&M	0.442
10. South Carolina	0.436
11. Ole Miss	0.376
12. Kentucky	0.337
13. Arkansas	0.272

#### ON BASE PCT

1. Auburn	0.445
2. Florida	0.427
3. LSU	0.404
4. Missouri	0.404
5. Alabama	0.403
6. Mississippi State	0.398
7. Tennessee	0.397
8. Texas A&M	0.369
9. Georgia	0.366
10. South Carolina	0.360
11. Ole Miss	0.333
12. Kentucky	0.301
13. Arkansas	0.270

#### RUNS SCORED

1. Auburn	173
2. Florida	154
3. Missouri	152
Alabama	152
5. Tennessee	137

6. Georgia	129
7. LSU	128
8. Mississippi State	125
9. Texas A&M	111
10. South Carolina	109
11. Ole Miss	90
12. Kentucky	57
13. Arkansas	37

#### HITS

1. Auburn	215
2. Alabama	202
3. Mississippi State	198
4. LSU	193
5. Missouri	191
6. Tennessee	185
Georgia	185
8. Florida	177
9. South Carolina	174
10. Ole Miss	164
11. Texas A&M	162
12. Kentucky	127
13. Arkansas	106

#### RUNS BATTED IN

1. Auburn	151
2. Florida	138
3. Alabama	136
4. Missouri	134
5. Tennessee	131
6. LSU	120
7. Georgia	116
8. Mississippi State	114
9. South Carolina	100
10. Texas A&M	99
11. Ole Miss	82
12. Kentucky	53
13. Arkansas	34

#### DOUBLES

1. Alabama	31
2. Auburn	30
South Carolina	30
4. Mississippi State	28
5. LSU	27
Texas A&M	27
7. Florida	24
Tennessee	24
9. Kentucky	21
Georgia	21
11. Missouri	19
12. Ole Miss	16
13. Arkansas	7

#### TRIPLES

1. Mississippi State	7
----------------------	---

LSU	7
3. South Carolina	6
Florida	6
5. Georgia	4
Auburn	4
Alabama	4
8. Tennessee	3
Ole Miss	3
Missouri	3
11. Kentucky	1
Texas A&M	1

#### HOME RUNS

1. Tennessee	39
2. Auburn	36
3. Missouri	35
4. Alabama	29
5. Texas A&M	28
6. Georgia	27
7. Florida	24
Mississippi State	24
9. LSU	22
10. South Carolina	21
11. Kentucky	19
12. Ole Miss	17
13. Arkansas	13

#### TOTAL BASES

1. Auburn	361
2. Tennessee	332
3. Alabama	328
4. Missouri	321
5. Mississippi State	312
6. LSU	300
7. Georgia	295
8. Florida	285
9. South Carolina	279
10. Texas A&M	275
11. Ole Miss	237
12. Kentucky	207
13. Arkansas	152

#### TOTAL PLATE APPEARANCES

1. Auburn	818
2. Mississippi State	795
3. Alabama	791
4. Tennessee	782
5. Missouri	761
6. LSU	748
South Carolina	748
8. Texas A&M	747
9. Florida	745
10. Georgia	741
11. Ole Miss	716
12. Kentucky	713
13. Arkansas	627

#### AT BATS

1. Mississippi State	664
2. Alabama	660
3. Auburn	653
4. Tennessee	648
5. Georgia	640
South Carolina	640
7. Missouri	635
8. Ole Miss	631
9. LSU	624
10. Texas A&M	622
11. Kentucky	614
12. Florida	587
13. Arkansas	559

#### WALKS

1. Auburn	111
2. Alabama	101
3. Florida	98
4. LSU	96
Texas A&M	96
6. Missouri	95
7. Tennessee	90
8. Mississippi State	85
9. Georgia	69
10. Kentucky	68
11. South Carolina	65
12. Arkansas	57
13. Ole Miss	54

#### HIT BY PITCH

1. Florida	38
2. Auburn	35
3. Tennessee	31
4. Mississippi State	29
5. South Carolina	27
6. Missouri	18
7. Ole Miss	16
Kentucky	16
9. Texas A&M	14
10. Georgia	12
11. LSU	9
12. Alabama	8
13. Arkansas	5

#### STRIKEOUTS

1. Ole Miss	136
Tennessee	136
3. Kentucky	133
4. South Carolina	122
5. Arkansas	116
Florida	116
7. Georgia	115
8. Texas A&M	114
9. Mississippi State	110



# SEASON IN REVIEW

ALABAMA • ARKANSAS • AUBURN • FLORIDA • GEORGIA • KENTUCKY • LSU • OLE MISS

## SEC TEAM BATTING LEADERS... continued

(SEC GAMES ONLY)

Hitting minimums – 75% of Games 2.0 AB/Game • Pitching minimums – 1 Games 1.0 IP/Game

10. Auburn	107
11. Missouri	105
12. LSU	97
13. Alabama	85

### SAC BUNTS

1. Alabama	20
2. Ole Miss	14
3. Kentucky	13
Georgia	13
5. Mississippi State	12
6. Florida	11
Tennessee	11
8. Texas A&M	10
9. LSU	9
South Carolina	9
11. Auburn	7
Missouri	7
13. Arkansas	4

### SAC FLIES

1. Auburn	12
2. Florida	10
3. LSU	9
4. Georgia	6
South Carolina	6
6. Texas A&M	5

Mississippi State	5
Missouri	5
9. Tennessee	2
Kentucky	2
Arkansas	2
Alabama	2
13. Ole Miss	1

### STOLEN BASES

1. Alabama	33
2. Georgia	28
Missouri	28
4. Florida	27
5. Ole Miss	21
6. LSU	19
7. Mississippi State	18
8. South Carolina	12
9. Arkansas	9
10. Kentucky	8
11. Auburn	5
Tennessee	5
13. Texas A&M	4

### CAUGHT STEALING

1. Alabama	8
2. Ole Miss	6
3. LSU	5

Georgia	5
Missouri	5
6. Tennessee	4
Texas A&M	4
Mississippi State	4
9. Kentucky	3
Florida	3
11. South Carolina	2
Arkansas	2
13. Auburn	1

### STEAL ATTEMPTS

1. Alabama	41
2. Georgia	33
Missouri	33
4. Florida	30
5. Ole Miss	27
6. LSU	24
7. Mississippi State	22
8. South Carolina	14
9. Kentucky	11
Arkansas	11
11. Tennessee	9
12. Texas A&M	8
13. Auburn	6

### GROUNDING INTO DP

1. South Carolina	8
2. Auburn	5
Arkansas	5
4. Ole Miss	3
Florida	3
Tennessee	3
Alabama	3
8. Mississippi State	2
9. Georgia	1
Missouri	1
Texas A&M	1
LSU	1

## SEC TEAM PITCHING LEADERS

(SEC GAMES ONLY)

Hitting minimums – 75% of Games 2.0 AB/Game • Pitching minimums – 1 Games 1.0 IP/Game

## PITCHING LEADERS

### EARNED RUN AVG

1. Alabama	1.99
2. LSU	2.40
3. Georgia	2.66
4. Florida	3.28
5. Kentucky	3.87
6. Missouri	4.28
7. Auburn	4.73
8. Tennessee	4.75
9. South Carolina	5.11
10. Texas A&M	5.13
11. Mississippi State	5.47
12. Ole Miss	6.59
13. Arkansas	7.90

### OPPOSING BAT AVG

1. Alabama	0.210
2. LSU	0.217

3. Georgia	0.223
4. Florida	0.245
5. Kentucky	0.263
6. Missouri	0.275
7. Tennessee	0.279
8. Auburn	0.281
9. South Carolina	0.297
10. Mississippi State	0.298
11. Texas A&M	0.311
12. Ole Miss	0.333
13. Arkansas	0.372

### INNINGS PITCHED

1. Alabama	165.0
2. Kentucky	163.0
3. Tennessee	160.2
4. South Carolina	159.0
5. Mississippi State	158.2
6. Texas A&M	158.1
7. Georgia	158.0
8. Auburn	155.1
9. Ole Miss	155.0

10. LSU	154.2
11. Missouri	152.0
12. Florida	151.1
13. Arkansas	142.2

### BATTERS STRUCK OUT

1. Alabama	168
2. LSU	159
3. Missouri	147
Kentucky	147
5. Florida	130
6. Georgia	129
7. Mississippi State	116
8. Tennessee	115
9. Texas A&M	99
10. South Carolina	97
11. Auburn	94
12. Ole Miss	48
13. Arkansas	43

### BATTERS SO LOOKING

1. Alabama	49
------------	----

2. LSU	47
Kentucky	47
4. Florida	40
5. Missouri	34
6. South Carolina	33
7. Georgia	32
8. Auburn	23
9. Ole Miss	21
10. Tennessee	20
11. Mississippi State	18
12. Texas A&M	17
13. Arkansas	10

### WINS

1. Florida	18
Auburn	18
3. Alabama	17
4. LSU	15
Tennessee	15
6. Georgia	14
Missouri	14
8. Texas A&M	12

# SEASON IN REVIEW



MISSISSIPPI STATE • MISSOURI • SOUTH CAROLINA • TENNESSEE • TEXAS A&M • VANDERBILT

## SEC TEAM PITCHING LEADERS . . . continued

### (SEC GAMES ONLY)

Hitting minimums – 75% of Games 2.0 AB/Game • Pitching minimums – 1 Games 1.0 IP/Game

9. South Carolina . . . . .	10
Mississippi State . . . . .	10
11. Ole Miss . . . . .	6
12. Kentucky . . . . .	5
13. Arkansas . . . . .	1

#### LOSSES

1. Arkansas . . . . .	23
2. Kentucky . . . . .	19
3. Ole Miss . . . . .	18
4. South Carolina . . . . .	14
Mississippi State . . . . .	14
6. Texas A&M . . . . .	12
7. Missouri . . . . .	10
8. Tennessee . . . . .	9
Georgia . . . . .	9
LSU . . . . .	9
11. Alabama . . . . .	7
12. Auburn . . . . .	6
13. Florida . . . . .	5

#### SAVES

1. Alabama . . . . .	3
Florida . . . . .	3
Kentucky . . . . .	3
4. Texas A&M . . . . .	2
Auburn . . . . .	2
Missouri . . . . .	2
7. Tennessee . . . . .	1
Mississippi State . . . . .	1
South Carolina . . . . .	1

#### RUNNERS PICKED OFF

1. Georgia . . . . .	2
2. Mississippi State . . . . .	1
LSU . . . . .	1
Texas A&M . . . . .	1

#### SAC BUNTS ALLOWED

1. South Carolina . . . . .	17
2. Arkansas . . . . .	16
3. Mississippi State . . . . .	15
4. Missouri . . . . .	13
5. Ole Miss . . . . .	12
6. Kentucky . . . . .	10
Florida . . . . .	10
LSU . . . . .	10
Georgia . . . . .	10
10. Auburn . . . . .	9
Texas A&M . . . . .	9
12. Alabama . . . . .	5
13. Tennessee . . . . .	4

#### SAC FLIES ALLOWED

1. Arkansas . . . . .	10
-----------------------	----

2. Alabama . . . . .	9
Ole Miss . . . . .	9
4. Tennessee . . . . .	8
5. Mississippi State . . . . .	7
6. Texas A&M . . . . .	6
7. Kentucky . . . . .	5
8. LSU . . . . .	3
Missouri . . . . .	3
South Carolina . . . . .	3
11. Auburn . . . . .	2
12. Georgia . . . . .	1
Florida . . . . .	1

#### HITS ALLOWED

1. LSU . . . . .	128
2. Alabama . . . . .	129
3. Georgia . . . . .	136
4. Florida . . . . .	140
5. Missouri . . . . .	168
6. Auburn . . . . .	171
Kentucky . . . . .	171
8. Tennessee . . . . .	182
9. South Carolina . . . . .	190
10. Mississippi State . . . . .	192
11. Texas A&M . . . . .	208
12. Ole Miss . . . . .	224
13. Arkansas . . . . .	240

#### RUNS ALLOWED

1. Alabama . . . . .	66
2. LSU . . . . .	73
3. Florida . . . . .	81
4. Georgia . . . . .	83
5. Kentucky . . . . .	100
6. Auburn . . . . .	114
7. Tennessee . . . . .	118
8. Missouri . . . . .	120
9. Texas A&M . . . . .	136
10. South Carolina . . . . .	140
11. Mississippi State . . . . .	156
12. Ole Miss . . . . .	172
13. Arkansas . . . . .	195

#### EARNED RUNS ALLOWED

1. Alabama . . . . .	47
2. LSU . . . . .	53
3. Georgia . . . . .	60
4. Florida . . . . .	71
5. Kentucky . . . . .	90
6. Missouri . . . . .	93
7. Auburn . . . . .	105
8. Tennessee . . . . .	109
9. Texas A&M . . . . .	116
South Carolina . . . . .	116
11. Mississippi State . . . . .	124

12. Ole Miss . . . . .	146
13. Arkansas . . . . .	161

#### WALKS ALLOWED

1. Florida . . . . .	47
2. Georgia . . . . .	49
3. LSU . . . . .	65
4. Texas A&M . . . . .	70
5. Alabama . . . . .	74
6. Kentucky . . . . .	82
7. Auburn . . . . .	85
8. Tennessee . . . . .	86
9. South Carolina . . . . .	93
10. Missouri . . . . .	94
11. Ole Miss . . . . .	103
12. Arkansas . . . . .	109
13. Mississippi State . . . . .	128

#### DOUBLES ALLOWED

1. LSU . . . . .	6
2. Florida . . . . .	15
3. Alabama . . . . .	16
Georgia . . . . .	16
5. Missouri . . . . .	22
6. Texas A&M . . . . .	24
South Carolina . . . . .	24
8. Mississippi State . . . . .	25
9. Auburn . . . . .	27
10. Tennessee . . . . .	28
11. Arkansas . . . . .	34
Kentucky . . . . .	34
Ole Miss . . . . .	34

#### TRIPLES ALLOWED

1. Auburn . . . . .	0
2. Missouri . . . . .	1
Alabama . . . . .	1
LSU . . . . .	1
5. Florida . . . . .	3
South Carolina . . . . .	3
7. Kentucky . . . . .	4
Georgia . . . . .	4
9. Tennessee . . . . .	6
Mississippi State . . . . .	6
Texas A&M . . . . .	6
12. Arkansas . . . . .	7
Ole Miss . . . . .	7

#### HOME RUNS ALLOWED

1. Alabama . . . . .	9
2. LSU . . . . .	16
3. Kentucky . . . . .	17
4. Georgia . . . . .	21
5. Florida . . . . .	23
6. South Carolina . . . . .	28

7. Missouri . . . . .	29
Texas A&M . . . . .	29
9. Tennessee . . . . .	30
10. Arkansas . . . . .	32
Ole Miss . . . . .	32
12. Mississippi State . . . . .	34
Auburn . . . . .	34

#### WILD PITCHES

1. Ole Miss . . . . .	22
2. Tennessee . . . . .	17
3. Arkansas . . . . .	16
4. Texas A&M . . . . .	13
Mississippi State . . . . .	13
6. Auburn . . . . .	12
7. South Carolina . . . . .	11
8. LSU . . . . .	10
Missouri . . . . .	10
10. Florida . . . . .	8
Georgia . . . . .	8
12. Alabama . . . . .	7
13. Kentucky . . . . .	3

#### BALKS

1. Mississippi State . . . . .	5
Missouri . . . . .	5
3. Georgia . . . . .	3
4. Kentucky . . . . .	2
5. Arkansas . . . . .	1

#### HIT BATTERS

1. Mississippi State . . . . .	33
2. Auburn . . . . .	28
3. Ole Miss . . . . .	25
4. Kentucky . . . . .	24
5. Missouri . . . . .	22
Tennessee . . . . .	22
7. Arkansas . . . . .	20
Alabama . . . . .	20
9. South Carolina . . . . .	18
10. LSU . . . . .	14
11. Texas A&M . . . . .	13
12. Florida . . . . .	12
13. Georgia . . . . .	7

#### INTENTIONAL BB ALLOWED

1. Arkansas . . . . .	12
2. Missouri . . . . .	11
3. Tennessee . . . . .	5
4. Alabama . . . . .	4
5. Georgia . . . . .	3
6. South Carolina . . . . .	2
Florida . . . . .	2
Ole Miss . . . . .	2
9. Kentucky . . . . .	1



# SEASON IN REVIEW

ALABAMA • ARKANSAS • AUBURN • FLORIDA • GEORGIA • KENTUCKY • LSU • OLE MISS

## SEC TEAM FIELDING LEADERS

(SEC GAMES ONLY)

Hitting minimums – 75% of Games • Pitching minimums – 1 Games 1.0 IP/Game

### FIELDING LEADERS

#### FIELDING PCT

1. Florida	0.984
2. Auburn	0.978
3. Alabama	0.972
4. Kentucky	0.969
5. Tennessee	0.963
6. South Carolina	0.963
7. Georgia	0.962
8. Mississippi State	0.959
9. Texas A&M	0.958
10. Ole Miss	0.956
11. Arkansas	0.956
12. Missouri	0.954
13. LSU	0.949

#### CHANCES

1. Kentucky	713
2. South Carolina	697
3. Texas A&M	689
4. Ole Miss	687
5. Tennessee	681
6. Georgia	680
7. Mississippi State	677
8. Auburn	670
9. Arkansas	659
10. Missouri	657
11. Alabama	633
12. Florida	622
13. LSU	611

#### PUTOUTS

1. Alabama	495
2. Kentucky	489
3. Tennessee	482
4. South Carolina	477
5. Mississippi State	476
6. Texas A&M	475
7. Georgia	474
8. Auburn	466
9. Ole Miss	465
10. LSU	464
11. Missouri	456
12. Florida	454
13. Arkansas	428

#### ASSISTS

1. Arkansas	202
Kentucky	202
3. South Carolina	194
4. Ole Miss	192

5. Auburn	189
6. Texas A&M	185
7. Georgia	180
8. Tennessee	174
9. Mississippi State	173
10. Missouri	171
11. Florida	158
12. Alabama	120
13. LSU	116

#### ERRORS

1. LSU	31
2. Missouri	30
Ole Miss	30
4. Texas A&M	29
Arkansas	29
6. Mississippi State	28
7. South Carolina	26
Georgia	26
9. Tennessee	25
10. Kentucky	22
11. Alabama	18
12. Auburn	15
13. Florida	10

#### FIELDING DOUBLE PLAYS

1. Auburn	15
2. Mississippi State	14
3. South Carolina	13
4. Ole Miss	9
5. Alabama	8
Tennessee	8
7. Kentucky	7
Florida	7
9. Missouri	6
Texas A&M	6
11. Arkansas	5
LSU	5
13. Georgia	4

#### STOLEN BASES AGAINST

1. Arkansas	40
2. Mississippi State	30
3. Ole Miss	26
4. Texas A&M	24
5. South Carolina	19
6. Alabama	17
Georgia	17
8. Tennessee	14
9. LSU	11
10. Florida	8
11. Auburn	7
12. Missouri	3
13. Kentucky	1

#### CAUGHT STEALING BY

1. Mississippi State	7
2. Texas A&M	6
3. Missouri	5
Georgia	5
South Carolina	5
Florida	5
7. Auburn	4
Arkansas	4
9. Ole Miss	3
Kentucky	3
11. Tennessee	2
Alabama	2
13. LSU	1

#### STEAL ATTEMPTS AGAINST

1. Arkansas	44
2. Mississippi State	37
3. Texas A&M	30
4. Ole Miss	29
5. South Carolina	24
6. Georgia	22
7. Alabama	19
8. Tennessee	16
9. Florida	13
10. LSU	12
11. Auburn	11
12. Missouri	8
13. Kentucky	4

#### PASSED BALLS

1. Missouri	9
2. Mississippi State	8
3. Arkansas	6
4. Tennessee	5
5. Georgia	4
LSU	4
South Carolina	4
Ole Miss	4
Texas A&M	4
Alabama	4
11. Kentucky	2
12. Auburn	1

#### CATCHERS INTERFERENCE

1. Missouri	1
Mississippi State	1
Arkansas	1
Auburn	1
South Carolina	1

SECSPORTS.COM



**RECORDS**



# RECORDS

ALABAMA • ARKANSAS • AUBURN • FLORIDA • GEORGIA • KENTUCKY • LSU • OLE MISS

## SEC ALL-TIME STANDINGS

### 1997

Eastern Division		
Team	SEC	Overall
South Carolina*^!	25-1	63-5
Tennessee	20-7	45-22
Florida	16-8	42-25
Georgia	7-21	25-33
Kentucky	2-23	11-44
Western Division		
LSU^	18-6	44-14
Alabama	16-14	9-29
Auburn	15-15	34-35
Arkansas	12-16	16-42
Mississippi State	11-17	29-27
Ole Miss	7-21	22-41

### 1998

Eastern Division		
Team	SEC	Overall
Florida*^	23-5	47-22
South Carolina	15-11	36-21
Tennessee	13-15	37-31
Georgia	11-17	34-26
Kentucky	6-22	19-43
Western Division		
LSU^	23-6	58-14
Alabama!	19-7	49-18
Mississippi State	15-11	36-21
Arkansas	13-17	21-38
Ole Miss	9-21	26-40
Auburn	6-21	16-40

### 1999

Eastern Division		
Team	SEC	Overall
Tennessee^	17-11	44-27
South Carolina^	17-11	49-21
Florida	13-15	34-29
Georgia	11-17	28-31
Kentucky	6-22	23-44
Western Division		
LSU*^!	27-3	56-10
Alabama	19-11	39-26
Arkansas	17-13	46-29
Mississippi State	15-15	38-29
Auburn	11-19	27-32-1
Ole Miss	7-23	25-36

### 2000

Eastern Division		
Team	SEC	Overall
Kentucky^	15-13	36-29
Florida	13-14	46-30
South Carolina!	11-16	41-28
Georgia	9-19	28-33
Tennessee	5-22	29-34
Western Division		
LSU*^	26-4	59-13
Alabama	25-5	66-14
Arkansas	19-11	44-31
Mississippi State	17-13	44-27
Auburn	10-19	34-31
Ole Miss	8-22	21-42

### 2001

Eastern Division		
Team	SEC	Overall
^ South Carolina	18-8	40-20-1
Florida	14-15	37-28
Kentucky	10-18	27-34
Georgia	9-18	33-26
Tennessee	9-20	24-35
Western Division		
LSU*^!	26-4	59-11
Alabama	24-6	50-11
Mississippi State	19-11	36-26
Arkansas	14-16	36-30
Auburn	10-20	31-32
Ole Miss	5-22	18-40

### 2002

Eastern Division		
Team	SEC	Overall
^ South Carolina	20-10	46-20
Georgia	18-12	59-17
Florida	12-18	32-35
Tennessee	8-17	35-25-1
Kentucky	6-21	24-32
Western Division		
LSU*^!	25-4	56-11
Alabama	22-8	46-21
Auburn	15-15	37-28
Arkansas	14-16	39-28-1
Mississippi State	13-16	36-31
Ole Miss	7-23	25-29

### 2003

Eastern Division		
Team	SEC	Overall
*^ Georgia	23-6	57-14
South Carolina	18-10	41-20
Florida	19-11	41-25
Tennessee	14-15	45-25
Kentucky	3-26	16-40
Western Division		
^!Alabama	22-8	49-21
LSU	20-9	50-18
Auburn	13-16	26-31
Mississippi State	13-16	34-30
Arkansas	8-22	24-36
Ole Miss	8-22	19-34

### 2004

Eastern Division		
Team	SEC	Overall
^ Tennessee	20-8	53-14
Georgia	20-10	55-17
Florida	16-13	40-18
South Carolina	12-18	27-22
Kentucky	6-24	25-31-1
Western Division		
*^!LSU	22-6	57-12
Auburn	19-10	42-18
Alabama	18-12	42-18
Mississippi State	14-15	38-24
Ole Miss	8-21	15-37
Arkansas	6-24	18-40

### 2005

Eastern Division		
Team	SEC	Overall
*^ Georgia	26-4	55-15
Tennessee	20-8	67-15
Florida	18-12	41-23
South Carolina	11-16	28-28-1
Kentucky	4-25	20-41
Western Division		
!^ Alabama	23-7	63-15
Auburn	21-8	50-18
Mississippi State	12-18	35-31
LSU	12-18	31-23
Ole Miss	10-20	30-28
Arkansas	4-25	19-43

### 2006

Eastern Division		
Team	SEC	Overall
^ Georgia	24-6	54-15
!Tennessee	21-9	61-12
Florida	17-13	43-25
South Carolina	8-21	28-30
Kentucky	4-26	21-36
Western Division		
*^ Alabama	25-4	54-11
LSU	22-8	55-14
Auburn	15-15	36-22
Arkansas	10-19	26-35
Ole Miss	10-20	24-36
Mississippi State	7-22	33-28

### 2007

Eastern Division		
Team	SEC	Overall
^*Tennessee	23-4	63-8
Florida	17-11	50-22
Georgia	13-15	46-28
South Carolina	12-16	38-26
Kentucky	4-24	20-31
Western Division		
^!LSU	22-6	55-12
Alabama	21-6	55-10
Mississippi State	14-14	35-27
Ole Miss	11-17	24-34
Auburn	10-18	26-30
Arkansas	6-22	21-43

### 2008

Eastern Division		
Team	SEC	Overall
^!Florida	27-1	70-5
Tennessee	14-12	50-16
Georgia	14-14	46-24
South Carolina	8-18	21-26
Kentucky	3-25	17-37
Western Division		
^ Alabama	25-3	58-8
LSU	17-11	44-12
Auburn	13-14	38-22
Mississippi State	13-14	41-22
Ole Miss	9-19	26-28
Arkansas	8-20	37-29





## SEC ALL-TIME STANDINGS

### 2009

Eastern Division		
Team	SEC	Overall
^*!Florida	26-1	63-5
Georgia	18-7	47-12
Tennessee	12-12-1	40-18-1
Kentucky	13-14	34-23
South Carolina	6-21	21-24

Western Division		
^ Alabama	21-6	54-11
LSU	15-10-1	34-18-1
Arkansas	10-16	27-29
Auburn	9-19	30-29
Mississippi State	8-19	28-28
Ole Miss.	7-20	23-29

### 2010

Eastern Division		
Team	SEC	Overall
^ Florida	20-4	49-10
Georgia	18-8	50-13
Tennessee	17-8	49-15
Kentucky	13-15	32-27
South Carolina	1-27	11-40

Western Division		
^*!Alabama	23-4	52-11
LSU	20-8	45-16
Auburn	11-17	31-26
Arkansas	10-18	28-29
Ole Miss.	8-19	29-27
Mississippi State	7-20	26-29

### 2011

Eastern Division		
Team	SEC	Overall
^*Florida	21-7	56-13
!Tennessee	20-8	49-12
Georgia	17-9	51-14
Kentucky	14-9	40-16
South Carolina	6-22	26-30

Western Division		
^ Alabama	19-6	53-11
LSU	19-9	40-18
Auburn	15-13	40-19
Mississippi State	10-18	24-32
Ole Miss.	3-23	14-39
Arkansas	3-23	13-39

### 2012

Eastern Division		
Team	SEC	Overall
^ Tennessee	22-6	52-14
Florida	21-7	48-13
Georgia	17-11	45-17
Kentucky	15-13	30-30
South Carolina	3-25	23-32

Western Division		
^!#Alabama	23-5	60-8
LSU	15-13	40-25
Auburn	12-16	33-23
Mississippi State	12-16	33-24
Ole Miss.	7-21	22-32
Arkansas	7-21	29-28

### 2013

Eastern Division		
Team	SEC	Overall
^#!Florida	18-6	58-12
Tennessee	16-6	52-12
Missouri	15-8	34-14
Georgia	14-9	40-21
Kentucky	13-11	41-21
South Carolina	8-16	34-25

Western Division		
LSU	15-8	42-16
Arkansas	12-10	36-20
Alabama	13-11	45-15
Texas A&M	10-13	42-18
Mississippi State	8-16	32-24
Auburn	7-17	30-23
Ole Miss.	3-21	25-31

### 2014

Team	SEC	Overall
!Alabama	19-5	53-13
Tennessee	17-7	46-12
Missouri	15-9	43-18
Florida	15-9	55-12
#Georgia	15-9	49-15
LSU	13-11	38-24
Kentucky	13-11	50-19
South Carolina	11-13	36-22
Auburn	11-13	42-19-1
Mississippi State	10-14	39-21
Texas A&M	9-15	37-21
Arkansas	5-19	27-28
Ole Miss.	3-21	22-31

### 2015

Team	SEC	Overall
Florida!	18-5	60-7
Auburn#	18-6	56-11
Alabama	17-7	48-15
LSU	15-9	52-14
Tennessee	15-9	47-17
Georgia	14-9	44-17
Missouri	14-10	42-16
Texas A&M	12-12	40-20
South Carolina	10-14	38-22
Mississippi State	10-14	36-21
Ole Miss.	6-18	30-25
Kentucky	5-19	32-26
Arkansas	1-23	16-37

! SEC Champion  
 #SEC Tournament Champion  
 ^ Division Champion

## ALL-TIME SEC TOURNAMENT CHAMPIONS

Year	SEC Champion	SEC Record	Overall Record	Tournament Site
1997	South Carolina	25-1	63-5	Columbus, Ga.
1998	Florida	23-5	47-22	Columbus, Ga.
1999	LSU	27-3	56-10	Columbus, Ga.
2000	LSU	26-4	59-13	Columbus, Ga.
2001	LSU	26-4	59-11	Chattanooga, Tenn.
2002	LSU	25-4	56-11	Chattanooga, Tenn.
2003	Georgia	23-6	57-14	Plant City, Fla.
2004	LSU	22-6	57-12	Tuscaloosa, Ala.
2005	Georgia	26-4	55-15	Gainesville, Fla.
2006	Alabama	25-4	54-11	Athens, Ga.
2007	Tennessee	23-4	63-8	Auburn, Ala.
2008	Florida	27-1	70-5	Baton Rouge, La.
2009	Florida	26-1	63-5	Knoxville, Tenn.
2010	Alabama	23-4	52-11	Fayetteville, Ark.
2011	Florida	21-7	56-13	Oxford, Miss.
2012	Alabama	23-5	60-8	Tuscaloosa, Ala.
2013	Florida	18-6	58-9	Lexington, Ky.
2014	Georgia	15-9	45-12	Columbia, S.C.
2015	Auburn	18-6	56-11	Baton Rouge, La.



# RECORDS

ALABAMA • ARKANSAS • AUBURN • FLORIDA • GEORGIA • KENTUCKY • LSU • OLE MISS

## SEC SOFTBALL FIRSTS

### First Pitch

**2/8/97, 4:01:13 p.m. ET – Stetson at Florida**

Florida's Chelsey Sakizzie to Stetson's Brytnee Roberts (Roberts fouled off the pitch. Sakizzie went on to strike out the side in order).

### First Hit

**2/8/97 – Stetson at Florida**

Florida's Amy Criswell singled down left field line off Stetson's Jean Bonnici in the first inning.

### First Extra Base Hit

**2/8/97 – Stetson at Florida**

Florida's Kristin Sandler doubled to left center in the first.

### First Run

**2/8/97 – Stetson at Florida**

Florida's Amy Criswell scored from first on a throwing error by Stetson's 3B Traci Brown on a bunt by Florida's Trisha Ward.

### First RBI

**2/8/97 – Stetson at Florida**

Florida's Kristin Sandler doubled home Nicole Kreipl who had singled to left center.

### First Stolen Base

**2/8/97 – Stetson at Florida (Gm. 2)**

Florida's Lora Pinkerton stole second after reaching base on a single to center.

### First Win

**2/8/97, 5:29 p.m. ET- Florida 8, Stetson 0**

(Game ended in bottom of the fifth because of the mercy rule). The game lasted 1:28 and 2,388 people were in attendance.

### First No-Hitter

**2/16/97 – North Carolina at South Carolina**

South Carolina's Trinity Johnson over North Carolina 1-0 in the Lady Gamecocks' season opener. It was her fourth career no-hitter.

### First Perfect Game

**2/16/97 – North Carolina at South Carolina**

South Carolina's Trinity Johnson over North Carolina 1-0 in the Lady Gamecocks' season opener. It was her second career perfect game.

### First Extra Inning Game

**2/14/97 – Northwestern at Florida (Loss)**

Florida lost to Northwestern 4-3 in eight innings.

**2/15/97 – Florida Atlantic at Florida (Win)**

Florida defeated Florida Atlantic 1-0 in eight innings.

### First Pitch in an SEC Game

**3/5/97, 6:01:10 p.m. ET – Arkansas at Florida**

Florida's Chelsey Sakizzie hurled a called strike to Arkansas' Augrasta Belford. (Sakizzie went on to strike out Belford).

### First Hit in an SEC Game

**3/5/97 – Arkansas at Florida**

Arkansas' Gretchen Thompson doubled to left field in the second inning.

### First Extra Base Hit in an SEC Game

**3/5/97 – Arkansas at Florida**

Arkansas' Gretchen Thompson doubled to left field in the second inning.

### First Run in an SEC Game

**3/5/97 – Arkansas at Florida**

Arkansas' Brett Erickson scored from second on a single to right by Tammy Kincaid in the fifth inning.

### First RBI in an SEC Game

**3/5/97 – Arkansas at Florida**

Arkansas' Tammy Kincaid singled home Brett Erickson who reached base on a walk and stole second.

### First Stolen Base in an SEC Game

**3/5/97 – Arkansas at Florida**

Florida's Trisha Ward stole second in the fifth inning.

### First Win in SEC Game

**3/5/97, 8:20 p.m. ET – Arkansas at Florida**

Florida defeated Arkansas 2-1 in nine innings. The game lasted 2:20 and 713 people were in attendance.

### First Shutout in an SEC Game

**3/11/97 – Florida at Tennessee (Gm. 1)**

Tennessee's Jackie Beavers hurled a three-hit, 1-0 shutout against Florida.

### First No-Hitter in an SEC Game

**3/15/97 – South Carolina at Florida (Gm. 1)**

South Carolina's Trinity Johnson no-hit Florida in a 5-0 win. Johnson struck out 10 in the victory.

### First Extra-Inning SEC Game

**3/5/97 – Arkansas at Florida**

Florida defeated Arkansas 2-1 in nine innings.

### First Pitch in an SEC Tournament

**5/9/97, 1:03:18 p.m. ET – Alabama vs. Florida**

Alabama's Christy Caccavo to Florida's Amy Criswell. The pitch was a ball.

### First Hit in an SEC Tournament

**5/9/97 – Alabama vs. Florida**

Alabama's Kierstin Arntsen hit a home run off Florida's Chelsey Sakizzie in the bottom of the first inning.

### First SEC Team to earn a No. 1 National Ranking

**2/13/07**

Tennessee Lady Vols reached No. 1 in the ESPN.com/USA Softball poll; Reached No. 1 in the NFCA poll on Feb. 14, 2007

### First No. 1 National Seed for the NCAA Tournament

**5/2008**

Florida Gators

### First Preseason No. 1 National Ranking

**1/2009**

Florida Gators earn No. 1 ranking in USA Today/NFCA Coaches Poll and the ESPN.com/USA Softball Poll

### First SEC Softball National Championship

**6/6/2012**

Alabama Crimson Tide defeated the Oklahoma Sooners 5-4, winning the best-of-three series to claim its first national championship in SEC history.

### First SEC Softball National Championship Series (2 Teams)

**6/3/2014**

With two SEC teams in the championship series of the 2014 Women's College World Series, the Florida Gators defeated the Alabama Crimson Tide 6-3, winning the best-of-three series to claim its first national championship.

### First SEC Team to Win Consecutive National Championships

**6/3/2015**

Florida became just the third program in NCAA Softball history to win back-to-back national titles, as the Gators defeated Michigan in Game 1 and Game 3 of the Women's College World Series Championship Series.



## SEC SEASON RECORDS

### INDIVIDUAL RECORDS

#### BATTING AVERAGE

Player, School	Avg.	Year
1. Chelsea Bramlett, MS	.536	2010
2. Kayla Braud, UA	.505	2010
3. Sarah Fekete, UT	.500	2006
4. Chelsea Bramlett, MS	.486	2009
5. Iyhia McMichael, MS	.475	2004
6. Kayla Braud, UA	.471	2013
7. Kelly Kretschman, UA	.467	1998
8. Haylie McCleney, UA	.465	2013
9. Tonya Callahan, UT	.465	2008
10. India Chiles, UT	.459	2007

#### SLUGGING PERCENTAGE

Player, School	Pct.	Year
1. Alisa Goler, UG	.994	2009
2. Kelly Kretschman, UA	.986	1998
3. Alex Hugo, UG	.898	2015
4. Brooke Marnitz, UK	.895	2007
5. Alex Hugo, UG	.856	2014
6. Cali Lanphear, AM	.855	2013
7. Tonya Callahan, UT	.854	2008
8. Iyhia McMichael, MS	.836	2004
9. Madison Shipman, UT	.833	2014
10. Kristyn Sandberg, UG	.826	2012

#### ON-BASE PERCENTAGE

(minimum 150 AB's)

Player, School	Pct.	Year
1. Tonya Callahan, UT	.630	2008
2. Devon Wallace, AR	.627	2013
3. Iyhia McMichael, MS	.595	2004
4. Haylie McCleney, UA	.588	2015
5. Chelsea Bramlett, MS	.571	2010
6. Lauren Grill, UM	.569	2010
7. Taylor Schlopy, UG	.566	2010
8. Kayla Braud, UA	.564	2010
9. Kelly Kretschman, UA	.562	2001
10. RT Cantillo, UM	.560	2012
Kristyn Sandberg, UG	.560	2012

#### RUNS SCORED

Player, School	Runs	Year
1. Kelly Kretschman, UA	94	1998
2. Emily Carosone, AU	88	2015
3. Iyhia McMichael, MS	83	2004
Kelly Kretschman, UA	83	2000
5. Kelsey Bruder, UF	79	2011
Taylor Schlopy, UG	79	2010
Brittany Rogers, UA	79	2008
8. Nicole Barber, UG	78	2003
9. Michelle Moultrie, UF	75	2011
Kayla Braud, UA	75	2010

#### HITS

Player, School	Hits	Year
1. Sarah Fekete, UT	110	2006
2. Lindsay Schutzler, UT	107	2005
3. Nicole Barber, UG	105	2002
4. Kelsey Stewart, UF	102	2014
Kelly Kretschman, UA	102	2000

6. Kelsey Stewart, UF	101	2015
Michelle Moultrie, UF	101	2011
8. Nicole Barber, UG	100	2004
Keri McCallum, MS	100	2000
Kelly Kretschman, UA	100	1998

#### RUNS BATTED IN

Player, School	RBI	Year
1. Alisa Goler, UG	83	2009
2. Emily Carosone, AU	80	2015
Marisa Runyon, UA	80	2015
Megan Bush, UF	80	2011
5. Charlotte Morgan, UA	79	2008
6. Brandi Melero, AU	78	2014
7. Kasey Cooper, AU	77	2014
Kailla Hunt, UA	77	2012
Kristi Durant, UT	77	2005
10. Charlotte Morgan, UA	74	2010

#### DOUBLES

Player, School	No.	Year
1. Megan Wiggins, UG	23	2011
Kelli Fitzgerald, UT	23	1998
3. Leslie Klein, LSU	22	2007
Kellie Middleton, UG	22	2006
Ashley Moore, AU	22	2001
Keri McCallum, MS	22	1999
Kelly Kretschman, UA	22	1998
8. Kim Wendland, UG	21	2003
Brett Erickson, AR	21	2000
Ashley Camp, AU	21	1997

#### TRIPLES

Player, School	No.	Year
1. Trena Peel, LS	14	2002
2. Nicole Barber, UG	12	2002
3. Kelsey Stewart, UF	11	2015
Keri McCallum, MS	11	2000
Keri McCallum, MS	11	1997
6. Kelsey Stewart, UF	10	2013
Iyhia McMichael, MS	10	2004
Nicole Barber, UG	10	2003
Keri McCallum, MS	10	1999
Michelle Gates, MS	10	1998

#### HOME RUNS

Player, School	No.	Year
1. Alex Hugo, UG	25	2014
Kelly Kretschman, UA	25	1998
3. Alisa Goler, UG	24	2009
4. Alex Hugo, UG	22	2015
Brittany Schutte, UF	22	2011
6. Cali Lanphear, AM	21	2013
Kailla Hunt, UA	21	2012
Megan Bush, UF	21	2011
Brooke Marnitz, UK	21	2007
10. Tori Vidales, AM	20	2015
Lauren Haeger, UF	20	2014
Francesca Anea, UF	20	2010
Brittany Schutte, UF	20	2010

#### WALKS

Player, School	No.	Year
1. Devon Wallace, AR	79	2013

2. Cassie Reilly-Boccia, UA	66	2010
3. Alisa Goler, UG	64	2011
4. Tonya Callahan, UT	62	2008
5. Haylie McCleney, UA	61	2015
6. Devon Wallace, AR	58	2014
7. Charlotte Morgan, UA	57	2010
8. Alisa Goler, UG	55	2010
9. Geri Ann Glasco, UG	53	2014
Devon Wallace, AR	53	2012

#### STOLEN BASES

Player, School	No.	Year
1. Nicole Barber, UG	71	2003
Nicole Barber, UG	71	2002
3. Chelsea Bramlett, MS	61	2010
4. Brittany Rogers, UA	60	2008
5. Nicole Barber, UG	59	2004
6. Kayla Braud, UA	58	2011
7. Nicole Barber, UG	56	2001
8. Chelsea Bramlett, MS	54	2009
9. Brittany Rogers, UA	52	2009
10. Brittany Rogers, UA	48	2007

#### HIT BY PITCH

Player, School	No.	Year
1. Kirsti Merritt, UF	35	2015
2. Emily Carosone, AU	33	2014
3. Bailey Castro, UF	27	2015
4. Anissa Young, LS	26	2011
5. Dana Hathorn, SC	25	2013
6. Anna Swafford, UG	24	2014
Amber Tramp, UM	24	2010
8. Brittany Bell, MS	22	2012
9. Heidi Shape, MS	21	2014
Anissa Young, LS	21	2010
Myesha Finney, AU	21	2009

#### PITCHING

##### Victories

Player, School	No.	Year
1. Monica Abbott, UT	50	2007
Monica Abbott, UT	50	2005
3. Stacey Nelson, UF	47	2008
4. Monica Abbott, UT	44	2006
5. Jaclyn Traina, UA	42	2012
6. Stacey Nelson, UF	41	2009
7. Michelle Green, UG	39	2003
8. Kristin Schmidt, LS	38	2004
Shelley Larid, UA	38	2000
10. Britni Sneed, LS	36	2001

##### Earned Run Average

Player, School	.ERA	Year
1. Trinity Johnson, SC	0.35	1997
2. Kellie Wilkerson, MS	0.44	2001
3. Monica Abbott, UT	0.52	2005
4. Nikki Beers, SC	0.56	1997
5. Stacey Nelson, UF	0.61	2009
6. Britni Sneed, LS	0.66	2001
7. Monica Abbott, UT	0.68	2007
Chrissy Owens, UA	0.68	2006
8. Buffy Walker, UT	0.71	1997
9. Stacey Nelson, UF	0.75	2008
Britni Sneed, LS	0.75	2002



# RECORDS

ALABAMA • ARKANSAS • AUBURN • FLORIDA • GEORGIA • KENTUCKY • LSU • OLE MISS

## SEC SEASON RECORDS

### Appearances

Player, School	No.	Year
1. Monica Abbott, UT	69	2005
2. Monica Abbott, UT	63	2007
3. Monica Abbott, UT	62	2006
4. Stacey Nelson, UF	59	2008
5. Stacey Nelson, UF	58	2007
6. Megan Matthews, SC	57	1999
7. Ivy Renfroe, UT	56	2010
8. Shelley Laird, UA	56	2000
9. Hannah Rogers, UF	55	2011
10. Cat Hosfield, UT	54	2009
Stacey Jennings, UT	54	2003

### COMPLETE GAMES

Player, School	No.	Year
1. Monica Abbott, UT	47	2005
2. Monica Abbott, UT	45	2007
3. Tammy Kincaid, AR	44	1997
4. Monica Abbott, UT	42	2006
5. Kristin Schmidt, LS	41	2004
6. Kristin Schmidt, LS	39	2003
7. Jaclyn Traina, UA	37	2012
8. Stacey Nelson, UF	37	2007
9. Shelly Laird, UA	37	2000
10. Megan Matthews, SC	37	2000

### SAVES

Player, School	No.	Year
1. Kellie Wilkerson, MS	14	2002
2. Chrissy Owens, UA	11	2005
3. Sara Hickerson, MS	10	2007
4. Kellie Wilkerson, MS	10	2001
5. Kristin Keyes, AU	9	2002
6. Megan Matthews, SC	9	1999
7. Kellie Wilkerson, MS	8	1999
8. Keary Camunas, UK	8	1999
9. Britni Sneed, LSU	8	1999
10. Nickie Blue, SC	7	2014
Ragan Blake, MS	7	2005
Kasi Carroll, UG	7	2005

### STRIKEOUTS

Player, School	No.	Year
1. Monica Abbott, UT	724	2007
2. Monica Abbott, UT	603	2005
3. Monica Abbott, UT	531	2006
4. Britni Sneed, LS	478	2002
5. Britni Sneed, LS	410	2001
6. Michelle Green, UG	407	2003
7. Trinity Johnson, SC	399	1997
8. Stacey Nelson, UF	363	2008
9. Kristin Schmidt, LS	362	2004
10. Jaclyn Trainia, UA	361	2012

### INNINGS PITCHED

Player, School	No.	Year
1. Monica Abbott, UT	392.0	2005
2. Monica Abbott, UT	358.1	2007
3. Stacey Nelson, UF	352.1	2008
4. Monica Abbott, UT	345.2	2006
5. Shelley Laird, UA	327.1	2000

6. Stacey Nelson, UF	318.0	2007
7. Kristin Schmidt, LS	317.2	2004
8. Megan Matthews, SC	311.0	2000
9. Tammy Kincaid, AR	309.2	1997
10. Kristin Schmidt, LS	306.1	2003

### FIELDING

#### Catcher

Player, School	Pct.	Year
1. 11 players tied at	1.000	
2. Megan Yocke, UK	.997	2009
Blair Geddings	.997	2006
Shannon Doepking, UT	.997	2005
Jennie Reeves, LS	.997	2003
Emily Marino, UF	.997	1998

#### First Base

Player, School	Pct.	Year
1. Kayli Kvistad, UF	1.000	2015
Morgan Bell, MS	1.000	2015
Kelsea Roth, MO	1.000	2014
Erinn Webb, UT	1.000	2010
Brianna Hesson, UG	1.000	2009
Shaunte Fremin, LS	1.000	1999
7. Nicole Morgan, AM	.997	2013
Melissa Brown, UT	.997	2012
Aly Presswood, UM	.997	2010
Stephanie Hills, LS	.997	2006

#### Second Base

Player, School	Pct.	Year
1. Kim Schultze, SC	.992	1999
2. Ali Bainbridge, MS	.990	2009
3. Lauren Gibson, UT	.989	2012
4. Vanessa Soto, LS	.987	2006
5. Lisa Longo, SC	.986	2007
Chrissy Schoonmaker, SC	.986	2004
Suzanne Olcott, UA	.986	2000

#### Third Base

Player, School	Pct.	Year
1. Kelley Montalvo, UA	.983	2008
2. Chrissy Gavin, UG	.979	1999
3. Meghan Cooper, UK	.974	2006
4. Ashlee Ducote, LS	.972	1999
5. Carissa Rouston, UT	.970	2001
6. Kristi Durant, UT	.969	2005

#### Shortstop

Player, School	Pct.	Year
1. Kamryn Watts, SC	.983	2015
Kristin Schnake, UG	.977	2009
2. Dominique Accetturo, UA	.976	2006
Courtney Bures, MS	.976	2006
4. Madison Shipman, UT	.973	2012
Lindsay Walker, SC	.973	2007
6. Jackie Marchetta, UF	.972	2003
7. Jennifer Jessup, MS	.969	2001

#### Outfield

1. 54 people tied at	1.000	
----------------------	-------	--

### TEAM RECORDS

#### BATTING AVERAGE

School	Avg	Year
1. Tennessee	.348	2011
2. Georgia	.343	2015
3. Tennessee	.342	2006
4. Auburn	.339	2015
5. LSU	.335	2015
Alabama	.335	2007
7. LSU	.334	1998
8. Alabama	.331	2013
Georgia	.331	2013
Florida	.331	2010

#### SLUGGING PERCENTAGE

School	Pct.	Year
1. Florida	.627	2010
2. Florida	.588	2011
3. Alabama	.584	2010
4. Georgia	.578	2010
5. Georgia	.577	2013
6. Georgia	.574	2009
7. Texas A&M	.572	2013
8. Auburn	.571	2015
9. Georgia	.570	2011
10. Georgia	.552	2014

#### ON-BASE PERCENTAGE

School	Pct.	Year
1. Auburn	.459	2015
2. Alabama	.442	2010
3. Florida	.439	2014
4. Florida	.438	2015
5. Tennessee	.435	2011
6. Florida	.432	2011
Florida	.432	2010
Alabama	.432	2008
Alabama	.432	2007
10. Alabama	.431	2009

#### AT-BATS

School	No.	Year
1. Tennessee	2172	2005
2. Alabama	2126	2000
3. Alabama	2036	2005
4. Florida	1953	2008
5. LSU	1951	2000
6. Tennessee	1937	2006
7. Arkansas	1932	2000
8. Florida	1927	2000
9. Arkansas	1902	1999
10. Georgia	1897	2007

#### RUNS SCORED

School	No.	Year
1. Auburn	526	2015
2. Florida	508	2011
3. Florida	463	2014
Alabama	463	2007
5. Alabama	459	2012
6. Alabama	451	2010
7. Alabama	445	2008
8. Georgia	440	2015



## SEC SEASON RECORDS

Auburn . . . . .	440	2014
Alabama . . . . .	440	2011

### HITS

School . . . . .	No.	Year
1. Tennessee . . . . .	678	2005
2. Tennessee . . . . .	662	2006
3. LSU . . . . .	613	1998
4. Alabama . . . . .	612	2005
5. Tennessee . . . . .	610	1999
6. Auburn . . . . .	606	2015
7. LSU . . . . .	605	2000
8. Florida . . . . .	597	2008
9. Tennessee . . . . .	589	1997
10. Alabama . . . . .	588	2000

### RUNS BATTED IN

School . . . . .	No.	Year
1. Florida . . . . .	479	2011
2. Auburn . . . . .	475	2015
3. Florida . . . . .	433	2014
4. Alabama . . . . .	422	2012
5. Auburn . . . . .	409	2014
6. Alabama . . . . .	405	2007
7. Alabama . . . . .	404	2010
8. Florida . . . . .	402	2010
9. Alabama . . . . .	396	2011
10. Florida . . . . .	395	2009
Alabama . . . . .	395	2008

### DOUBLES

School . . . . .	No.	Year
1. Tennessee . . . . .	122	1999
2. Alabama . . . . .	118	2008
3. LSU . . . . .	113	1998
4. Auburn . . . . .	106	2000
5. Georgia . . . . .	102	2010
Florida . . . . .	102	2008
LSU . . . . .	102	2007
LSU . . . . .	102	2006
Tennessee . . . . .	102	2003
10. Georgia . . . . .	101	2006

### TRIPLES

School . . . . .	No.	Year
1. LSU . . . . .	33	1998
2. Georgia . . . . .	28	2002
3. Mississippi State . . . . .	27	2003
4. Mississippi State . . . . .	26	2004
5. Georgia . . . . .	25	2003
Mississippi State . . . . .	25	1998
7. LSU . . . . .	24	2002
Alabama . . . . .	24	1998
Mississippi State . . . . .	24	1998
10. South Carolina . . . . .	23	1997

### HOME RUNS

School . . . . .	No.	Year
1. Florida . . . . .	120	2011
2. Florida . . . . .	109	2010
3. Alabama . . . . .	104	2010
4. Texas A&M . . . . .	103	2013
5. Tennessee . . . . .	100	2015
6. Auburn . . . . .	99	2015

Georgia . . . . .	99	2010
8. Alabama . . . . .	97	2012
Georgia . . . . .	97	2011
10. Georgia . . . . .	93	2014
Georgia . . . . .	93	2013

### WALKS

School . . . . .	No.	Year
1. Auburn . . . . .	356	2015
2. Florida . . . . .	332	2013
3. Florida . . . . .	322	2011
4. Florida . . . . .	321	2014
5. Alabama . . . . .	306	2010
6. Alabama . . . . .	290	2012
7. Florida . . . . .	284	2015
7. Florida . . . . .	274	2009
8. Texas A&M . . . . .	270	2015
Auburn . . . . .	270	2014
10. Alabama . . . . .	266	2008

### STRIKEOUTS

School . . . . .	No.	Year
1. Florida . . . . .	421	2013
2. Arkansas . . . . .	414	2007
3. Kentucky . . . . .	392	2011
4. Florida . . . . .	383	2006
5. Kentucky . . . . .	382	2003
6. Arkansas . . . . .	378	2011
7. Kentucky . . . . .	376	2014
8. Florida . . . . .	373	2002
9. Ole Miss . . . . .	369	2005
10. Florida . . . . .	368	2007

### STOLEN BASES

School . . . . .	No.	Year
1. Georgia . . . . .	208	2002
2. Alabama . . . . .	189	2007
3. Alabama . . . . .	181	2009
4. Tennessee . . . . .	169	2007
5. Alabama . . . . .	163	2008
6. Alabama . . . . .	157	2011
7. Georgia . . . . .	155	2003
8. LSU . . . . .	142	2000
9. Alabama . . . . .	141	2012
10. Alabama . . . . .	138	2000

### SACRIFICE HIT

School . . . . .	No.	Year
1. Auburn . . . . .	102	1997
2. Georgia . . . . .	98	2005
Arkansas . . . . .	97	2000
4. Arkansas . . . . .	94	2002
Georgia . . . . .	93	2004
6. Arkansas . . . . .	91	2001
South Carolina . . . . .	91	1997
8. Georgia . . . . .	90	2006
9. Arkansas . . . . .	86	1999
10. Georgia . . . . .	85	2002

### SACRIFICE FLIES

School . . . . .	No.	Year
1. LSU . . . . .	30	2006
2. Alabama . . . . .	28	2010
Tennessee . . . . .	28	2006

4. LSU . . . . .	27	1998
5. Auburn . . . . .	26	2015
6. LSU . . . . .	25	2015
Florida . . . . .	25	2011
Alabama . . . . .	25	2007
9. Alabama . . . . .	24	2012
Tennessee . . . . .	24	2010
Florida . . . . .	24	2008

### PITCHING

#### Victories

School . . . . .	No.	Year
1. Florida . . . . .	70	2008
2. Tennessee . . . . .	67	2005
3. Alabama . . . . .	66	2000
4. Florida . . . . .	63	2009
Tennessee . . . . .	63	2007
Alabama . . . . .	63	2005
South Carolina . . . . .	63	1997
8. Tennessee . . . . .	61	2006
9. Florida . . . . .	60	2015
Alabama . . . . .	60	2012
10. Georgia . . . . .	59	2002
LSU . . . . .	59	2001
LSU . . . . .	59	2000

#### Earned Run Average

School . . . . .	No.	Year
1. South Carolina . . . . .	0.54	1997
2. Florida . . . . .	0.69	2009
3. Tennessee . . . . .	0.79	2005
4. LSU . . . . .	0.85	2001
5. LSU . . . . .	0.87	2002
6. Tennessee . . . . .	0.88	2007
7. Florida . . . . .	0.92	2008
8. Georgia . . . . .	1.03	2003
9. South Carolina . . . . .	1.08	2001
10. LSU . . . . .	1.11	2000

#### Complete Games

School . . . . .	No.	Year
1. LSU . . . . .	59	2004
2. Tennessee . . . . .	58	2005
3. LSU . . . . .	56	2006
4. LSU . . . . .	54	2003
Florida . . . . .	54	2000
6. Florida . . . . .	53	2008
Tennessee . . . . .	53	2007
Alabama . . . . .	53	2000
9. Florida . . . . .	52	2009
South Carolina . . . . .	52	1997

#### Shutouts

School . . . . .	No.	Year
1. Tennessee . . . . .	51	2005
2. South Carolina . . . . .	43	1997
3. Tennessee . . . . .	41	2007
4. Florida . . . . .	39	2009
5. Tennessee . . . . .	37	2006
6. LSU . . . . .	35	2002
7. LSU . . . . .	34	2001
Georgia . . . . .	33	2003
9. LSU . . . . .	31	2006



# RECORDS

ALABAMA • ARKANSAS • AUBURN • FLORIDA • GEORGIA • KENTUCKY • LSU • OLE MISS

## SEC SEASON RECORDS

### Saves

School	No.	Year
1. Mississippi State	16	2002
2. Mississippi State	13	2007
Mississippi State	13	2001
4. Alabama	12	2005
South Carolina	12	1999
6. South Carolina	11	2014
7. Tennessee	10	2010
Mississippi State	10	2003
Tennessee	10	2003
10. Missouri	9	2015
Alabama	9	2008
Auburn	9	2008
Auburn	9	2005
Georgia	9	2005
Mississippi State	9	2005
Auburn	9	2002
Auburn	9	2000

### Strikeouts

School	No.	Year
1. Tennessee	910	2007
2. Tennessee	787	2005
3. LSU	696	2002
4. Tennessee	682	2006
5. Alabama	607	2005
6. LSU	602	2001
7. Alabama	578	2006
8. Georgia	566	2003
9. Alabama	556	2011
10. LSU	552	2007

### Innings Pitched

School	No.	Year
1. Alabama	572.0	2000
2. Tennessee	547.0	2005
3. Arkansas	526.2	1999
4. Alabama	523.1	2005
5. Arkansas	522.1	2000
6. Florida	512.1	2008
Florida	512.1	2000
8. Georgia	508.1	2002
9. Florida	498.2	2007
10. LSU	497.1	2000

### TEAM FIELDING

School	Pct.	Year
1. Tennessee	.988	2007
2. Tennessee	.982	2012
Tennessee	.982	2005
4. Florida	.981	2015
Georgia	.981	2009
6. Auburn	.980	2014
7. Ole Miss	.979	2013
8. Florida	.978	2014
Tennessee	.978	2009
Tennessee	.978	2008

### CHANCES

1. Alabama	2336	2000
2. Alabama	2326	2005
3. Mississippi State	2318	2000
4. Florida	2233	2008

5. Florida	2204	2007
6. Georgia	2188	2002
7. Arkansas	2147	2002
8. Arkansas	2144	2001
9. LSU	2136	2000
10. Georgia	2128	2007

### PUTOUTS

1. Alabama	1716	2000
2. Tennessee	1641	2005
3. Alabama	1570	2005
4. Florida	1537	2008
5. Georgia	1524	2003
6. Florida	1496	2007
7. LSU	1492	2000
8. Georgia	1476	2007
9. Mississippi State	1462	2000
10. Tennessee	1458	2004

### ASSISTS

1. Mississippi State	757	2000
2. Arkansas	724	2001
3. Ole Miss	713	1998
4. Alabama	690	2005
5. Tennessee	674	1997
6. Kentucky	673	2001
7. Florida	672	2002
8. Florida	671	2001
9. Florida	653	2007
10. Ole Miss	652	2000

### ERRORS

1. Ole Miss	126	1998
2. Kentucky	119	2001
3. Auburn	116	2001
4. Kentucky	112	2002
5. Kentucky	104	2003
6. Ole Miss	103	2006
Tennessee	103	2001
8. Mississippi State	102	2002
9. Mississippi State	99	2000
10. Mississippi State	94	2007

### FIELDING DOUBLE PLAYS

1. Auburn	42	2015
2. Auburn	38	2014
3. Kentucky	32	2002
4. Florida	28	2014
Kentucky	28	2013
Mississippi State	28	2002
Arkansas	28	2001
8. Kentucky	27	2003
9. South Carolina	26	2011
Florida	26	2007
Ole Miss	26	2005
Florida	26	2003
Alabama	26	2003

### STOLEN BASES AGAINST

1. Ole Miss	134	2011
2. Ole Miss	108	2006
3. Ole Miss	100	2007
4. South Carolina	83	2012
Kentucky	83	2007

6. Kentucky	79	2004
7. South Carolina	76	2010
8. Arkansas	75	2009
9. Ole Miss	73	2009
10. Ole Miss	72	2012

### CAUGHT STEALING BY

1. Georgia	32	2001
2. Florida	29	2003
3. Florida	28	2002
4. Arkansas	27	2004
5. Auburn	25	2009
Tennessee	25	2002
7. Ole Miss	24	2010
Auburn	24	2006
Auburn	24	2002
Arkansas	24	2001

### STEAL ATTEMPTS AGAINST

1. Ole Miss	147	2011
2. Ole Miss	122	2006
3. Mississippi State	110	2007
4. Georgia	99	2001
5. Ole Miss	97	2010
6. South Carolina	95	2010
Kentucky	95	2007
Kentucky	95	2004
9. Arkansas	94	2009
10. Arkansas	92	2004

### PASSED BALLS

1. Ole Miss	35	2011
2. Ole Miss	27	2012
Alabama	27	2004
Tennessee	27	2001
5. Mississippi State	22	2015
6. Tennessee	20	2004
Mississippi State	20	2002
8. Auburn	21	2007
9. Arkansas	19	2003
10. Missouri	18	2015
Georgia	18	2015
Arkansas	18	2015
Alabama	18	2011
Georgia	18	2011
Arkansas	18	2010

### CATCHERS INTERFERENCE

1. Georgia	5	2005
2. Missouri	4	2014
Tennessee	4	2014
4. LSU	3	2002



## SEC CAREER RECORDS

### HITTING

#### BATTING AVERAGE

(minimum 275 AB's)

Player, School.....	Avg.	Year
1. Chelsea Bramlett, MS.....	.461	2007-10
2. Haylie McCleney, UA.....	.449	2013-
3. Kayla Braud, UA.....	.438	2010-13
4. Kelly Kretschman, UA.....	.437	1998-01
5. Kellie Wilkerson, MS.....	.429	1999-02
6. Kelsey Stewart, UF.....	.417	2013-
Kirsten Shortridge, LS.....	.417	2009-10
Brittany Rogers, UA.....	.417	2006-09
India Chiles, UT.....	.417	2004-07
10. Nicole Barber, UG.....	.414	2001-04

#### SLUGGING PERCENTAGE

(minimum 275 AB's)

Player, School.....	Pct.	Year
1. Kelly Kretschman, UA.....	.766	1998-01
2. Charlotte Morgan, UA.....	.719	2007-10
3. Kellie Wilkerson, MS.....	.713	1999-02
4. Kelsey Bruder, UF.....	.700	2008-11
5. Alisa Goler, UG.....	.686	2008-11
6. Haylie McCleney, UA.....	.682	2013-
7. Ashley Godfrey, UG.....	.679	2003-06
8. Megan Wiggins, UG.....	.676	2008-11
9. Lauren Grill, UM.....	.669	2007-10
10. Lauren Haeger, UF.....	.663	2012-15

#### ON-BASE PERCENTAGE

(minimum 275 AB's)

Player, School.....	Pct.	Year
1. Haylie McCleney, UA.....	.561	2013-
2. Kellie Wilkerson, MS.....	.544	1999-02
3. Kelly Kretschman, UA.....	.533	1998-01
4. Kayla Braud, UA.....	.512	2010-13
5. Taylor Schlopy, UG.....	.501	2008-11
Chelsea Bramlett, MS.....	.501	2007-10
7. Charlotte Morgan, UA.....	.494	2007-10
8. Alisa Goler, UG.....	.489	2008-11
9. Tonya Callahan, UT.....	.487	2005-08
10. Jackie McClain, UA.....	.484	2001-04

#### RUNS SCORED

Player, School.....	Runs	Year
1. Kelly Kretschman, UA.....	288	1998-01
2. Kayla Braud, UA.....	271	2010-13
3. Nicole Barber, UG.....	266	2001-04
4. Brittany Rogers, UA.....	256	2006-09
5. Taylor Schlopy, UG.....	255	2008-11
6. Aja Paculba, UF.....	253	2008-11
7. Lindsay Schutzler, UT.....	241	2004-07
8. Chelsea Bramlett, MS.....	219	2007-10
9. Iyhia McMichael, MS.....	218	2001-04
10. Ashley Courtney, UA.....	207	2002-05

#### HITS

Player, School.....	Hits	Year
1. Nicole Barber, UG.....	379	2001-04

2. Kelly Kretschman, UA.....	368	1998-01
3. Lindsay Schutzler, UT.....	362	2004-07
4. Chelsea Bramlett, MS.....	359	2007-10
5. Kayla Braud, UA.....	344	2010-13
6. Brittany Rogers, UA.....	343	2006-09
7. Keri McCallum, MS.....	319	1997-00
8. Kellie Wilkerson, MS.....	318	1999-02
9. Kristi Durant, UT.....	315	2003-06
10. Kim Wendland, UG.....	313	2002-05

#### RUNS BATTED IN

Player, School.....	RBI	Year
1. Charlotte Morgan, UA.....	264	2007-10
2. Lauren Haeger, UF.....	260	2012-15
3. Tonya Callahan, UT.....	241	2005-08
4. Alisa Goler, UG.....	236	2008-11
5. Kim Wendland, UG.....	233	2002-05
6. Francesca Enea, UF.....	221	2007-10
7. Tiffany Huff, UT.....	220	2007-10
8. Megan Bush, UF.....	217	2008-11
9. Kalia Hunt, UA.....	215	2011-14
10. Megan Wiggins, UG.....	203	2008-11
Kristi Durant, UT.....	203	2003-06

#### DOUBLES

Player, School.....	No.	Year
1. Kelly Kretschman, UA.....	65	1998-01
2. Leslie Klein, LS.....	64	2004-07
Kim Wendland, UG.....	64	2002-05
4. Megan Wiggins, UG.....	61	2008-11
Jackie McClain, UA.....	61	2001-04
Kellie Wilkerson, MS.....	61	1999-02
7. Ashley Boone, UF.....	59	1998-01
8. Ashley Moore, AU.....	58	1999-02
9. Molly Johnson, UK.....	56	2007-10
10. Michelle Gates, MS.....	55	1997-00

#### TRIPLES

Player, School.....	No.	Year
1. Keri McCallum, MS.....	38	1997-00
2. Nicole Barber, UG.....	35	2001-04
3. Kelsey Stewart, UF.....	27	2013-
Trena Peel, LS.....	27	1999-02
5. Iyhia McMichael, MS.....	26	2001-04
6. Michelle Gates, MS.....	21	1997-00
7. Lindsay Schutzler, UT.....	20	2004-07
Leslie Kwiatkowski, UK.....	20	1998-01
Dee Douglas, LS.....	20	1998-01
10. Ashlee Ducote, LS.....	19	1997-00

#### HOME RUNS

Player, School.....	No.	Year
1. Lauren Haeger, UF.....	71	2012-15
2. Megan Bush, UF.....	65	2008-11
Francesca Enea, UF.....	61	2007-10
4. Kelly Kretschman, UA.....	60	1998-01
5. Kalia Hunt, UA.....	58	2011-14
Alisa Goler, UG.....	58	2008-11
Charlotte Morgan, UA.....	58	2007-10
8. Amanda Locke, UA.....	54	2009-12
9. Tonya Callahan, UT.....	51	2005-08
10. DeDe Justice, UM.....	49	2002-05

### WALKS

Player, School.....	No.	Year
1. Alisa Goler, UG.....	184	2008-11
2. Cassie Reilly-Boccia, UA.....	180	2009-12
3. Kellie Wilkerson, MS.....	177	1999-02
4. Lauren Haeger, UF.....	175	2012-15
5. Kelly Kretschman, UA.....	161	1998-01
6. Aja Paculba, UF.....	160	2008-11
7. Taylor Schlopy, UG.....	159	2008-11
8. Tonya Callahan, UT.....	154	2005-08
9. Stephanie VanBrakle, UA.....	151	2003-06
10. Iyhia McMichael, MS.....	146	2001-04

### STOLEN BASES

Player, School.....	No.	Year
1. Nicole Barber, UG.....	257	2001-04
2. Chelsea Bramlett, MS.....	207	2007-10
3. Brittany Rogers, UA.....	198	2006-09
4. Kayla Braud, UA.....	182	2010-13
5. Dee Douglas, LS.....	155	1998-01
6. Chelsea Bramlett, MS.....	146	2007-10
7. Iyhia McMichael, MS.....	141	2001-04
8. Jennifer Fenton, UA.....	133	2009-12
Kelly Kretschman, UA.....	133	1998-01

### SACRIFICES

Player, School.....	No.	Year
1. Katie Lewis, UG.....	136	2002-05
2. Jennifer Reach, UA.....	63	2000-03
3. Sojourner Moody, UG.....	56	2005-08
4. Sarah Fekete, UT.....	55	2003-06
5. Blaire Woodward, AR.....	53	2002-06
6. Stephanie Hastings, LS.....	51	1998-01
7. Nicole Kreipl, UF.....	50	1997-00
Karrie Rider, MS.....	50	1997-00
9. Jodi Fittro, SC.....	47	2000-03
10. Katie Jaspers, MS.....	46	2001-04

### HIT BY PITCH

Player, School.....	No.	Year
1. Myesha Finney, AU.....	67	2006-09
2. Kirsti Merritt, UF.....	57	2013-
3. Briana Bell, MS.....	55	2008-13
4. Amber Tramp, UM.....	52	2007-10
5. Bailey Castro, UF.....	46	2012-15
Dana Hathorn, SC.....	46	2011-14
Amanda Locke, UA.....	46	2009-12
8. Ashley Godfrey, UG.....	42	2003-06
9. Taylor Schlopy, UG.....	40	2008-11
Julie Milner, UG.....	40	2001-04



# RECORDS

ALABAMA • ARKANSAS • AUBURN • FLORIDA • GEORGIA • KENTUCKY • LSU • OLE MISS

## SEC CAREER RECORDS

### PITCHING

#### VICTORIES

Player, School.	No.	Year
1. Monica Abbott, UT	189	2004-07
2. Stacey Nelson, UF	136	2006-09
3. Britni Sneed, LS	120	1999-02
4. Shelly Laird, UA	115	1999-02
5. Kelsi Dunne, UA	113	2008-11
6. Jaclyn Traina, UA	106	2011-14
7. Michelle Green, UG	104	2002-05
8. Megan Matthews, SC	101	1999-02
9. Stephanie Brombacher, UF	97	2008-11
Stephanie VanBrakle, UA	97	2003-06

#### EARNED RUN AVERAGE

(minimum 175 IP's)

Player, School.	ERA	Year
1. Trinity Johnson, SC	0.35	1997
2. Monica Abbott, UT	0.79	2004-07
3. Britni Sneed, LS	0.89	1999-02
4. Ashley Lewis, LS	0.95	1999-01
5. Stacey Nelson, UF	0.99	2006-09
6. Chelsey Sakizzie, UF	1.14	1997-98
7. Sky Brown, SC	1.17	1997-98
8. Kristin Schmidt, LS	1.22	2002-04
9. Michelle Green, UG	1.30	2002-05
Megan Matthews, SC	1.30	1999-02

#### APPEARANCES

Player, School.	No.	Year
1. Monica Abbott, UT	253	2004-07
2. Stacey Nelson, UF	206	2006-09
3. Megan Matthews, SC	194	1999-02
4. Tammy Kincaid, AR	186	1997-00
5. Shelley Laird, UA	183	1999-02
6. Katy Henry, AR	180	2005-08
7. Britni Sneed, LS	175	1999-02
8. Tammy Kincaid, AR	171	1997-00
9. Heather Schlichtman, AR	169	2001-04
10. Kelsi Dunne, UA	168	2008-11

#### COMPLETE GAMES

Player, School.	No.	Year
1. Monica Abbott, UT	178	2004-07
2. Stacey Nelson, UF	133	2006-09
3. Megan Matthews, SC	122	1999-02
4. Shelley Laird, UA	118	1999-02
5. Tammy Kincaid, AR	116	1997-00
6. Keary Camunas, UK	110	1997-00
7. Britni Sneed, LS	106	1999-02
8. Natalie Price, UG	106	1997-00
9. Kristin Schmidt, LS	95	2002-04
10. Heather Schlichtman, AR	94	2001-04

#### SHUTOUTS

Player, School.	No.	Year
1. Monica Abbott, UT	112	2004-07
2. Stacey Nelson, UF	60	2006-09
3. Britni Sneed, LS	55	1999-02
4. Megan Matthews, SC	43	1999-02

5. Shelley Laird, UA	39	1999-02
6. Kelsi Dune, UA	38	2008-11
Emily Turner, LS	38	2004-07
Michelle Green, UG	38	2002-05
9. Kristin Schmidt, LS	37	2002-04

#### SAVES

Player, School.	No.	Year
1. Kellie Wilkerson, MS	32	1999-02
2. Chrissy Owens, UA	21	2005-08
3. Stacey Nelson, UF	18	2006-09
Aleca Johnson, SC	18	2002-05
5. Monica Abbott, UT	16	2004-07
Megan Matthews, SC	16	1999-02
Shelley Laird, UA	16	1999-02
8. Anna Thompson, AU	13	2007-10
9. Sara Hickerson, MS	12	2004-07
Britni Sneed, LS	12	1999-02

#### STRIKEOUTS

Player, School.	No.	Year
1. Monica Abbott, UT	2,440	2004-07
2. Britni Sneed, LS	1,370	1999-02
3. Kelsi Dunne, UA	1,219	2008-11
4. Stacey Nelson, UF	1,116	2006-09
5. Stephanie VanBrakle, UA	1,113	2003-06
6. Megan Matthews, SC	1,090	1999-02
7. Anna Thompson, AU	1,078	2007-10
8. Michelle Green, UG	1,070	2002-05
9. Shelley Laird, UA	1,045	1999-02

#### INNINGS PITCHED

Player, School.	No.	Year
1. Monica Abbott, UT	1448.0	2004-07
2. Stacey Nelson, UF	1141.2	2006-09
3. Megan Matthews, SC	1110.1	1999-02
4. Shelley Laird, UA	1054.2	1999-02
5. Tammy Kincaid, AR	1051.1	1997-00
6. Britni Sneed, LS	976.1	1999-02
7. Natalie Price, UG	940.0	1997-00
8. Heather Schlichtman, AR	930.2	2001-04
9. Keary Casmunas, UK	897.2	1997-00
10. Kelsi Dunne, UA	869.0	2008-11

### FIELDING

#### CATCHER

Player, School.	Pct.	Year
1. Jordan Patterson, UA	1.000	2011-14
2. Becky Mohl, DG	1.000	2006-07
3. Shannon Doepping, UT	.998	2004-07
4. Aubree Munro, UF	.997	2013-
Elizabeth Eisterhold, AU	.997	2009-12
Megan Yocke, UK	.997	2008-11
7. Kristen Hobbs, LS	.995	2004-06
Ashlie Goble, UF	.995	2002-05
9. Chaunsey Bell, UA	.994	2011-14
Elizabeth Eisterhold, AU	.994	2009-12

### FIRST BASE

Player, School.	Pct.	Year
1. Brianna Hesson, UG	.996	2008-11
2. Taylor Schwarz, UF	.993	2013-
Brittany Warner, UM	.993	2004-06
Meghan Cornett, SC	.993	2002-05
5. Molly Brossart, SC	.992	2011-12
6. Kelley Dillon, SC	.991	2011, 13
7. Ali Gardiner, UF	.990	2007-09
Jesi Cerra, UG	.990	1997-99
9. Tonya Callahan, UT	.989	2005-06
Jackie McClain, UA	.989	2001-04

### SECOND BASE

Player, School.	Pct.	Year
1. Lauren Masters, SC	.975	2013-
Vanessa Soto, LS	.975	2005-07
3. Chrissy Schoonmaker, SC	.972	2004-08
Suzanne Olcott, UA	.972	1999-02
5. Lisa Longo, SC	.971	2005-08
6. Vanessa Soto, LS	.968	2005-06
7. Kelsey Stewart, UF	.968	2013-
Dana Hathorn, SC	.968	2011-14
Ashley Pauly, UG	.968	2009-12
Aja Paculba, UF	.968	2008-11
Erin Stokey, AR	.968	2000-02

### THIRD BASE

Player, School.	Pct.	Year
1. Kristin Hall, SC	.970	2002-04
2. Meghan Cooper, UK	.963	2002-06
3. Carrie Swinford, UT	.962	1997-98
4. Staci Ramsey, UA	.958	2003-05
5. Brittney Ezell, UA	.957	1997-98

### SHORTSTOP

Player, School.	Pct.	Year
1. Stephanie Hasting, LS	.964	1998-01
2. Kristin Schnake, UG	.961	2007-09
Lauren Hendrix, AR	.961	2001-02
4. Kathlyn Medina, UF	.957	2012-15
5. Juliana Santos, LS	.951	2009-12
6. Lindsay Walker, SC	.945	2007-10
Jennifer Jessup, MS	.945	2001-04
8. Krystan White, SC	.944	2014-
Julie Wiese, LS	.944	2001-04
Jennifer Reach, UA	.944	2000-02

### OUTFIELD

Player, School.	Pct.	Year
1. LaDonia Hughes, LS	1.00	2003-04
2. Kelly Kretchman, UA	.994	2000-01
3. Nicole Barber, UG	.988	2001-04
J.C.Chapman, UA	.988	1997-98





## SEC SUPERLATIVES

### INDIVIDUAL SINGLE-GAME SUPERLATIVES

#### BATTING

Runs Scored . . . . .	5	4 times. Last: Olivia Lawrence, SC vs. Alabama State (3/2/13)
RBI . . . . .	10	2 times. Last: Nicole Morgan, AM vs. Bakersfield (2/8/14)
Hits . . . . .	8	Carrie Moreman, UA vs. Arkansas(3/21/99)
Doubles . . . . .	3	16 times. Last: Christian Stokes, UK vs. South Carolina (4/18/15)
Triples . . . . .	3	2 times. Last: Hayle Guess, MS vs. Ole Miss (4/7/07)
Home Runs . . . . .	3	7 times. Last: Marisa Runyon, UA at Arkansas (5/2/15)
Walks . . . . .	4	26 times. Last: Kasey Cooper, AU vs. UCLA (5/30/15)
Sacrifice Hits . . . . .	3	6 times. Last: Lindsay Walker, SC vs. Kentucky (3/29/08)

#### PITCHING

Innings Pitched . . . . .	16	Tammy Kincaid, AR vs. Alabama (3/21/99)
Strikeouts . . . . .	22	2 times. Last: Rachele Fico, LSU vs. Mississippi State (3/8/13)
Hits Allowed . . . . .	19	Beth Dieter, UF vs. Arizona (3/2/97)
Walks . . . . .	12	Brittany Barnhill, UM vs. Florida (3/13/10)
Hit Batters . . . . .	8	Kelsey Nunley, UK vs. Mississippi State (5/7/14)

#### FIELDING

Putouts . . . . .	23	Shannon Doepking, UT vs. Florida 3/10/07)
Assists . . . . .	11	Christie Swain, UM vs. Robert Morris (3/7/98)
Errors . . . . .	4	14 times. Last: Jessica Harrison, AR vs. Texas (3/15/15)



**Monica Abbott**  
Tennessee

### TEAM SINGLE-GAME SUPERLATIVES

#### BATTING

Runs Scored . . . . .	30	Mississippi State vs. Alabama State (3/1/97)
RBI . . . . .	30	Mississippi State vs. Alabama State (3/1/97)
Hits . . . . .	25	Alabama vs. Arkansas (3/21/99)
Doubles . . . . .	10	Auburn vs. Wichita State (2/19/00)
Triples . . . . .	6	Mississippi State vs. Alabama State (2/20/04)
Home Runs . . . . .	7	Alabama vs. Western Michigan (2/26/11)
Walks . . . . .	16	Auburn vs. Louisiana (5/22/15)
Stolen Bases . . . . .	12	Florida vs. Mississippi State (4/27/03)
Strikeouts . . . . .	23	Mississippi State vs. Texas (3/1/02)
Sacrifice Hits . . . . .	6	Ole Miss vs. UCLA (3/4/05)
		2 times. Last: Arkansas vs. South Carolina (3/17/10)

#### PITCHING

Innings Pitched . . . . .	19	Arkansas vs. Alabama (3/21/99)
Strikeouts . . . . .	22	Tennessee vs. Florida (3/10/07)
Hits Allowed . . . . .	24	Arkansas vs. Alabama (3/21/99)
Walks . . . . .	15	2 times. Last: Ole Miss vs. Florida (3/20/11)
Hit Batters . . . . .	8	Kentucky vs. Mississippi State (5/7/14)

#### FIELDING

Putouts . . . . .	57	Alabama at Arkansas (3/21/99)
Assists . . . . .	37	Arkansas vs. Ole Miss (5/4/05)
Errors . . . . .	8	3 times. Last: Tennessee vs. North Carolina (2/17/01)
Double Plays . . . . .	5	Alabama vs. Texas (5/17/09)
Triple Plays . . . . .	1	3 times. Last LSU vs. Georgia (3/20/04)



**Hayle Guess**  
Mississippi State

### INDIVIDUAL SEASON SUPERLATIVES

#### GENERAL

Hitting Streak . . . . .	35	Kelly Kretschman, UA (2/27/98-4/4/98)
Hits in Consecutive At-Bats . . . . .	11	Lindsey Cameron, UF (3/19/05-3/25/05)
Games Played . . . . .	82	Tonya Callahan, Lindsay Schutlzler and Kristi Durant, UT (2005)
Total Bases . . . . .	211	Kelly Kretschman, UA (1998)

#### PITCHING

Appearances . . . . .	62	Monica Abbott, UT (2006)
Games Started . . . . .	51	Monica Abbott, UT (2006)
Consecutive Scoreless Inn. . . . .	96	Trinity Johnson, SC (3/9-4/6/97)
Fewest Hits Allowed (Min. 100 inn.) . . . . .	63	Sky Brown, SC (1997)
Fewest Walks Allowed (Min. 100 inn.) . . . . .	10	Brandi Landry, LS (1997)

### TEAM SEASON SUPERLATIVES

Winning Percentage . . . . .	.933	Florida, 70-5 (2008)
Consecutive Wins . . . . .	38	South Carolina (2/22-4/5/97)
Games Played . . . . .	82	Tennessee (2005)
Longest Game . . . . .	19	Arkansas vs. Alabama (3/21/99)

#### PITCHING

Fewest Hits Allowed . . . . .	77	South Carolina (1997)
Fewest Walks Allowed . . . . .	54	LSU (1997)



**Holly Currie**  
Auburn



# RECORDS

ALABAMA • ARKANSAS • AUBURN • FLORIDA • GEORGIA • KENTUCKY • LSU • OLE MISS

## PERFECT GAMES / NO-HITTERS

### PERFECT GAMES

Name, School vs. Opponent, Game No.	Score (Inn.)	Date
Trinity Johnson, SC vs. North Carolina, Gm. 1	1-0	2/16/97
Jenny Hehnke, MS vs. Alabama State	18-0 (5)	3/2/97
Trinity Johnson, SC vs. Winthrop, Gm. 1	4-0	3/27/97
Trinity Johnson, SC vs. East Carolina, Gm. 1	8-0 (5)	4/17/97
Chelsey Sakizzie, UF vs. Bethune-Cookman	6-0	4/5/97
Chelsey Sakizzie, UF vs. Iowa State	1-0 (9)	3/7/98
Sarah KnifeChief, LS vs. Arkansas	1-0	4/17/98
Britni Sneed and Sarah Meadors, LS vs. Tennessee	9-0 (5)	3/18/01
Stacey Jennings, UT vs. UNLV	3-0	2/21/03
Jenny Gladding, UF vs. Missouri	3-0	2/7/04
Holly Currie, AU vs. College of Charleston	9-0 (6)	2/11/05
Tiffany Garcia, LS vs. Grambling State, Gm. 2	11-0 (5)	2/15/06
Monica Abbott, UT vs. Coastal Carolina	8-0 (5)	2/11/06
Monica Abbott and Megan Rhodes, UT vs. Tennessee Tech	8-0 (6)	3/12/06
Stephanie VanBrakle, UA vs. Kentucky	11-0 (5)	4/1/06
Melissa Hendon, SC vs. Pittsburgh	1-0	3/4/07
Monica Abbott, UT vs. Austin Peay	2-0	3/4/07
Monica Abbott, UT vs. Georgia	10-0 (5)	4/7/07
Monica Abbott and Megan Rhodes, UT vs. Furman	8-0 (6)	5/18/07
Kate Gaskill, UG vs. South Carolina	3-0	3/15/08
Stephanie Brombacher, UF vs. South Florida	10-0 (5)	3/25/10
Ivy Renfro, UT vs. Ole Miss	8-0 (5)	4/28/12
Hannah Rogers/Lauren Haeger/Alyssa Bach, UF vs. Presbyterian	11-0	3/3/2013
Carly Hummel, UM vs. Utah State	5-0 (5)	3/3/14
Sydney Littlejohn, UA vs. Eastern Kentucky	8-0 (5)	2/6/15
Chelsea Wilkinson, UG vs. Omaha	8-0 (5)	3/1/15
Erin Gabriel, UT vs. ETSU	10-0 (5)	3/24/15
Sydney Littlejohn, UA vs. Ole Miss	10-0 (5)	6/8/15

### NO-HITTERS

Name, School vs. Opponent, Game No.	Score (Inn.)	Date
Trinity Johnson, SC vs. North Carolina, Gm. 1	1-0	2/16/97
Brenda Espinoza, AU vs. Jacksonville State, Gm. 1	7-0	2/26/97
Alicia Judd, MS vs. Alabama State	30-0 (5)	3/1/97
Sky Brown, SC vs. Furman	8-0 (6)	3/12/97
Trinity Johnson, SC vs. Florida, Gm. 1	5-0	3/15/97
Trinity Johnson, SC vs. Winthrop, Gm. 1	4-0	3/27/97
Nikki Beers, SC vs. Winthrop, Gm. 2	8-0 (6)	3/27/97
Trinity Johnson, SC vs. Kentucky, Gm. 1	10-0 (5)	3/29/97
Chelsey Sakizzie, UF vs. Bethune-Cookman, Gm. 1	6-0	4/5/97
Trinity Johnson, SC vs. East Carolina, Gm. 1	8-0 (5)	4/17/97
Trinity Johnson, SC vs. Georgia, Gm. 1	2-0	4/19/97
Nikki Beers & Trinity Johnson, SC vs. Auburn	9-0 (5)	5/10/97
Julie Steshko & Sophia Mount, LS vs. Southern	4-0	2/14/98
Chelsey Sakizzie, UF vs. Iowa State	1-0	3/7/98
Chelsey Sakizzie, UF vs. Ole Miss	8-0	3/10/98
Sarah KnifeChief & Sophia Mount, LS vs. Northwestern	8-0	3/25/98
Sarah KnifeChief, LS vs. Arkansas	1-0	4/17/98
Ashley Lewis, LS vs. McNeese	7-0 (6)	2/13/99
Denisse Montalvo/Mary Petrie vs. Alabama A&M	23-0 (5)	2/14/99
Joyce McMillin, SC vs. Iona	8-0 (5)	3/14/99
Jackie Beavers, UT vs. Chattanooga, Gm. 2	8-0 (5)	4/20/99
Megan Matthews, SC vs. Georgia State	6-0	2/19/00
Joyce McMillin, SC vs. Georgia State	8-0 (5)	2/19/00
Tammy Kincaid and Rachel Talley, AR vs. CS-Northridge	1-0	2/19/00
Renise Landry, UF vs. Samford	3-0 (5)	2/20/00
Natalie Price, UG vs. UAB	2-0	2/26/00
Jennifer Pursell, MS vs. UMSS	7-0	3/4/00
Jennifer Bottoms, AR vs. Ohio State	2-0	3/4/00
Shelley Laird, UA vs. Long Island	10-0 (5)	3/9/00
Megan Matthews, SC vs. South Florida	9-1 (5)	3/11/00
Beth Dieter, UF vs. South Carolina	7-0	3/17/00
Renise Landry and Nicole Michael, UF vs. Florida A&M	4-0	3/28/00
Britni Sneed, LS vs. Ole Miss	3-0	3/31/00
Britni Sneed, LS vs. Louisiana Tech	6-0	4/11/00
Beth Dieter, UF vs. Georgia	2-0	5/7/00
Megan Matthews, SC vs. Georgia Southern	12-0 (5)	2/6/01

Melissa Bautista, UA vs. Texas A&M-CC	7-0	2/16/01
Britni Sneed and Sarah Meadors, LS vs. E. Tennessee St.	9-0 (5)	2/19/01
Nichole Urban & Kaili Howard, UG vs. Delaware State	10-2 (5)	3/2/01
Britni Sneed and Sarah Meadors, LS vs. Houston	13-0m (5)	3/2/01
Britni Sneed, LS vs. Tennessee	5-0	3/17/01
Britni Sneed and Sarah Meadors, LS vs. Tennessee	9-0 (5)	3/18/01
Ashley Lewis, LS vs. Coastal Carolina	4-0	3/28/01
Megan Matthews, SC vs. Coastal Carolina	8-0 (5)	4/25/01
Britni Sneed, LS vs. Ole Miss	8-0 (6)	4/28/01
Amanda Knowles/Brittani Houghton, UF vs. North Carolina	10-0 (5)	2/8/02
Britni Sneed, LS vs. Western Michigan	2-0	2/10/02
K. Whitehead, M. Massey & K. Tillman, MS vs. Belmont	11-0 (5)	2/13/02
Leigh Ann Ellis, UT vs. Austin Peay	4-0 (5)	2/13/02
Stephanie Humphrey, UT vs. Appalachian State	8-0 (6)	3/1/02
Melissa Massey, MS vs. Nicholls State	8-0 (6)	3/8/02
Britni Sneed, LS vs. Tennessee	5-0	3/16/02
Britni Sneed, LS vs. Southern Miss.	10-0 (5)	4/18/02
Megan Matthews, SC vs. East Tennessee State	9-0 (5)	3/27/02
Megan Matthews, SC vs. Florida 1	1-0	4/21/02
Britni Sneed, LS vs. Southern Miss.	1-0	4/24/02
Britni Sneed, LS vs. Ole Miss	1-0	4/28/02
Stacey Johnson/Aleca Johnson, SC vs. Coastal Carolina	4-1	5/1/02
Britni Sneed, LS vs. Texas A&M-Corpus Christi	11-0 (5)	5/4/02
Michelle Green, UG vs. South Carolina	1-0	5/17/02
Kristin Schmidt, LS vs. Baylor	1-0	2/7/03
Lacey Gardner/Laurie Davidson, UG vs. SE Louisiana	13-0 (5)	2/9/03
Michelle Green, UG vs. Boston College	11-0 (6)	2/14/03
Kristin Schmidt/Tessa Lynam, LS vs. Cal-Poly	12-0	2/15/03
Lacey Gardner/Laurie Davidson, UG vs. Appalachian State	6-0	2/21/03
Michelle Green, UG vs. Appalachian State	8-0 (5)	2/23/03
Tessa Lynam, LS vs. Jackson State	19-0 (5)	2/28/03
Michelle Green, UG vs. Stanford	2-0	3/1/03
Kristin Schmidt, LS vs. Jackson State	8-0 (5)	3/19/03
Stephanie Humphrey, UT vs. South Carolina	2-0 (8)	4/1/03
Kristin Schmidt, LS vs. Centenary	4-0	4/2/03
Jenny Gladding, UF vs. Tennessee	1-0	4/18/03
Michelle Green/Laurie Davidson, UG vs. Georgia Southern	8-0 (5)	4/23/03
Kristen Keyes, AU vs. Georgia Tech	1-0 (10)	4/23/03
Aleca Johnson, SC vs. Charlotte	8-0 (5)	2/7/04
Erin Wright, UA vs. Lipscomb	8-0 (5)	2/13/04
Jennifer Wright, UA vs. North Texas	8-0 (5)	2/13/04
Stephanie VanBrakle, UA vs. Ole Miss	9-0	4/13/04
Stephanie VanBrakle, UA vs. Georgia Tech	1-0 (loss)	4/13/04
Stacey Johnson, SC vs. Furman	6-0	4/21/04
Kelli Miller, MS vs. La. Tech	6-0 (5)	2/4/05
Holly Currie, AU vs. College of Charleston	9-0 (6)	2/11/05
Melissa Massey, MS vs. St. Francis (Pa.)	7-0	3/4/05
Stephanie VanBrakle, UA vs. Missouri State	6-0	2/19/06
Stephanie VanBrakle, UA vs. South Carolina	8-0 (5)	3/12/06
Ragan Blake, MS vs. Southern Miss.	8-0 (5)	3/30/06
Stephanie VanBrakle, UA vs. Kentucky, Gm. 1	7-0	4/1/06
Chrissy Owens, UA vs. Mississippi Valley State	8-0	5/19/06
Katy Henry, AR vs. Centenary (Gm. 2)	1-0	3/5/06
Holly Currie, AU vs. Mercer	19-0 (5)	2/18/06
Holly Currie, AU vs. Missouri	2-0	2/24/06
Beth DiPietro, AU vs. Florida	2-1	3/28/06
Holly Currie, AU vs. Tennessee Tech	4-0	4/3/06
Holly Currie, AU vs. Ole Miss	2-0	5/6/06
Holly Currie, AU vs. Marist	4-0 (5)	5/19/06
Jessica Doucette, UG vs. U.C. Davis	9-0	3/3/06
Tiffany Garcia, LS vs. Mississippi Valley State	9-0 (5)	2/17/06
Tiffany Garcia, LS vs. Grambling State Gm. 2	11-0 (5)	2/15/06
Dani Hofer, LS vs. Arkansas-Pine Bluff	15-0 (5)	2/11/06
Stephanie Comeaux, MS vs. Jacksonville	8-0 (5)	2/11/06
Ragan Blake, MS vs. Alcorn State	9-0 (5)	2/26/06
Stephanie Comeaux, MS vs. Arkansas, Gm. 1	5-0	3/18/06
Monica Abbott, UT vs. Coastal Carolina	8-0 (5)	2/11/06
Monica Abbott, UT vs. Oregon	1-0	2/17/06
Megan Rhodes and Monica Abbott, UT vs. Hofstra	5-0	3/11/06
Monica Abbott, UT vs. USF	8-0 (6)	3/11/06
Monica Abbott and Megan Rhodes, UT vs. Tennessee Tech	8-0 (6)	3/12/06



## NO-HITTERS

Monica Abbott, UT vs. Auburn, Gm. 1 . . . . .	2-0	3/18/06	Hannah Rogers, UF vs. Mississippi State . . . . .	3-1	4/5/13
Monica Abbott, UT vs. Auburn . . . . .	8-0 (5)	3/19/06	Carly Hummel, UM vs. Arkansas Pine-Bluff . . . . .	8-0 (5)	4/9/13
Monica Abbott, UT vs. Arkansas, Gm. 1 . . . . .	5-0	4/1/06	Stephanie Becker, MS vs. UM . . . . .	8-0 (6)	4/12/13
Tiffany Garcia, LS vs. Centenary . . . . .	9-0 (5)	2/10/07	Hope McLemore and Chelsea Cohen, AR vs. Kentucky . . . . .	4-0	4/20/13
Monica Abbott, UT vs. North Carolina . . . . .	2-1	2/10/07	Hannah Rogers, UF vs. Longwood . . . . .	8-0	4/21/13
Holly Curry, AU vs. Georgia State . . . . .	8-0 (6)	2/14/07	Marcy Harper, AU vs. Radford . . . . .	9-0 (5)	3/14/14
Dani Hofer, LS vs. Missouri State . . . . .	8-0 (5)	2/16/07	Lexi Davis, AU vs. IPFW . . . . .	10-0 (5)	3/14/14
Monica Abbott, UT vs. Florida International . . . . .	8-0 (5)	2/16/07	Marcy Harper, AU vs. Savannah State . . . . .	22-0 (6)	3/15/14
Kate Gaskill, UG vs. Western Kentucky, Gm. 2 . . . . .	8-1	2/18/07	Carly Hummel/Shelby Jo Fenter/Madi Osias, UM vs. La. Tech . . . . .	3-0	3/19/14
Monica Abbott, UT vs. Cal State Northridge . . . . .	9-0	2/18/07	Grace Moll, AR vs. Eastern Michigan . . . . .	13-0 (5)	2/21/14
Monica Abbott, UT vs. Loyola Marymount . . . . .	8-0 (5)	2/22/07	Lauren Haeger, UF vs. Wisconsin . . . . .	5-1	2/9/14
Dani Hofer, LS vs. Southern Miss. . . . .	9-0 (5)	2/24/07	Hannah Rogers, UF vs. Indiana . . . . .	8-0 (5)	2/22/14
Monica Abbott, UT vs. Oakland . . . . .	7-0	3/2/07	Chelsea Winthrop, UG vs. Mercer . . . . .	8-0 (5)	2/17/14
Melissa Hendon, SC vs. Pittsburgh . . . . .	1-0	3/4/07	Kelsey Nunley, UK vs. Santa Clara . . . . .	6-0	2/3/14
Monica Abbott, UT vs. Austin Peay . . . . .	2-0	3/4/07	Lauren Cumbess, UK vs. Louisiana Tech . . . . .	1-0	2/14/14
Monica Abbott, UT vs. Georgia . . . . .	10-0 (5)	4/7/07	Kelsey Nunley, UK vs. Mississippi State . . . . .	4-0	3/7/14
Emily Turner, LS vs. Arkansas . . . . .	7-0	4/21/07	Kelsee Selman, LS vs. Jackson State . . . . .	8-0 (6)	2/28/14
Blair Potter, UA vs. Kentucky, Gm. 3 . . . . .	8-0 (5)	4/29/07	Carly Hummel, UM vs. Utah State . . . . .	5-0	3/3/14
Monica Abbott and Megan Rhodes, UT vs. Furman . . . . .	8-0 (6)	5/18/07	Rainey Gaffin, UT vs. Wright State . . . . .	8-0 (6)	3/5/14
Monica Abbott, UT vs. Hawaii, Gm. 1 . . . . .	9-0 (5)	5/25/07	Katie Marks, AM vs. Lamar . . . . .	8-0 (5)	4/30/14
Monica Abbott, UT vs. Texas A&M . . . . .	2-0	5/31/07	Delanie Gourley, UF vs. Florida A&M . . . . .	8-0 (5)	5/16/14
Kelsi Dunne, UA vs. Illinois . . . . .	6-0	2/22/08	Brittany Gray/Rebekah Farris, UG vs. Coppin State . . . . .	9-0 (5)	2/5/15
Kate Pouliot, SC vs. Bucknell . . . . .	8-0 (5)	3/2/08	Sydney Littlejohn, UA vs. Eastern Kentucky . . . . .	8-0 (5)	2/6/15
Kate Gaskill, UG vs. South Carolina . . . . .	3-0	3/15/08	Alexis Osorio, UA vs. Pacific . . . . .	10-0 (5)	2/15/15
Kelsi Dunne, UA vs. Ole Miss . . . . .	8-0 (5)	3/30/08	Brittany Gray, UG vs. Indiana . . . . .	9-1 (5)	2/19/15
Jenee Loree, AU vs. Texas A&M-CC . . . . .	2-0	2/6/09	Chelsea Wilkinson, UG vs. Neb.-Omaha . . . . .	8-0 (5)	3/1/15
Christie Hamilton, UG vs. CS-Northridge . . . . .	8-0 (6)	2/7/09	Brittany Gray/Chelsea Wilkinson, UG vs. St. Francis (Pa.) . . . . .	1-0	3/1/15
Hosfield/Ward, UT vs. San Jose St. . . . .	16-0 (5)	2/7/09	Baylee Corbello, LS vs. Northwestern State . . . . .	11-0 (5)	3/3/15
Stephanie Brombacher, UF vs. Coastal Carolina . . . . .	8-0 (6)	2/13/09	Sydney Littlejohn, UA vs. Ole Miss . . . . .	10-0 (5)	3/8/15
Brittany Mack, LS vs. Texas State . . . . .	8-0 (5)	2/21/09	Erin Gabriel, UT vs. Illinois State . . . . .	6-0	3/10/15
Jenee Loree, AU vs. Austin Peay . . . . .	5-0	2/21/09	Chelsea Wilkinson/Brittany Gray, UG vs. Georgia Tech . . . . .	14-0 (5)	3/18/15
Stacey Nelson, UF vs. Ole Miss . . . . .	4-0	3/15/09	Erin Gabriel, UT vs. ETSU . . . . .	10-0 (5)	3/24/15
Chanda Bell, UK vs. Western Kentucky . . . . .	1-0	3/26/09	Alexis Silkwood, MS vs. Southern Miss . . . . .	10-0 (6)	3/25/15
Kelsi Dunne, UA vs. Kentucky . . . . .	2-1	4/14/09			
Charlotte Morgan, UA vs. Georgia Tech . . . . .	10-0 (6)	4/22/09			
Kelsi Dunne, UA vs. Auburn . . . . .	6-0	4/26/09			
Stacey Nelson, UF vs. Arkansas . . . . .	6-0	4/26/09			
Hamilton/McCloud, UG vs. Arkansas . . . . .	8-0 (5)	5/2/09			
Kelsi Dunne, UA vs. Jacksonville St . . . . .	9-0 (5)	5/22/09			
Kelsi Dunne, UA vs. Jacksonville St. . . . .	9-0 (5)	5/23/09			
Kylie Vry, MS vs. Stephen F. Austin . . . . .	5-0	2/14/10			
Amber Matousek, UK vs. Evansville . . . . .	8-0 (5)	2/26/10			
Anna Thompson, AU vs. Louisiana Tech . . . . .	1-0	3/5/10			
Sarah McCloud, UG & Alison Owen, UG vs. Belmont . . . . .	10-0 (5)	3/5/10			
Erin Arevalo, UG & Katie Murphy, UG vs. Minnesota . . . . .	8-0 (5)	3/6/10			
Erin Arevalo, UG & Katie Murphy, UG vs. MTSU . . . . .	8-0 (5)	3/7/10			
Stephanie Brombacher, UF vs. S. Florida . . . . .	10-0(5)	3/25/10			
Ivy Renfore, UT vs. Western Carolina . . . . .	11-0 (5)	4/8/10			
Becky Nye, UM vs. Alcorn State . . . . .	8-0 (6)	5/14/10			
Brittany Barnhill, UM vs. Alcorn State . . . . .	8-0 (6)	5/14/10			
Julie Sarratt, SC vs. Coastal Carolina . . . . .	5-0	2/12/11			
Chanda Bell, UK vs. Colorado State . . . . .	7-0	2/25/11			
Chanda Bell, UK vs. Mississippi State . . . . .	8-5 (5)	3/26/11			
Jaclyn Traina, UA & Kelsi Dunne, UA vs. LSU . . . . .	0-2	4/10/11			
Ivy Renfro, UT vs. Mississippi State . . . . .	8-0 (6)	4/22/11			
Ivy Renfro, UT vs. Liberty . . . . .	8-0 (5)	5/20/11			
Jaclyn Traina, UA vs. Jackson State . . . . .	8-0	5/20/11			
Jenee Loree, AU vs. Indiana-Purdue Fort Wayne . . . . .	2-0	2/11/12			
Stephanie Becker, MS vs. USF . . . . .	1-0 (loss)	2/14/12			
Ivy Renfro, UT vs. Murray State . . . . .	8-0	3/4/12			
Jenee Loree, AU vs. Presbyterian . . . . .	8-0	3/11/12			
Ellen Renfro, UT vs. Furman . . . . .	8-0	3/27/12			
Lauren Cumbess, UK vs. Georgia . . . . .	4-0	4/14/12			
Chelsea Cohen, UA vs. Missouri State . . . . .	4-0	5/2/12			
Chanda Bell, UK vs. LSU . . . . .	1-0	5/6/12			
Rachele Fico, LS vs. Ohio State . . . . .	7-0	2/22/13			
Alison Owen, MS vs. Fordham . . . . .	8-0 (5)	3/2/13			
Marcy Harper, AU vs. Savannah State . . . . .	(5)	3/14/13			
Katie Henderseon, UK vs. North Carolina . . . . .	18-0 (5)	3/12/13			
Kimmy Beasley, AR vs. Savannah State . . . . .	10-0 (6)	3/21/13			
Stephanie Becker, MS vs. Ole Miss . . . . .	8-0 (6)	4/4/13			





# RECORDS

ALABAMA • ARKANSAS • AUBURN • FLORIDA • GEORGIA • KENTUCKY • LSU • OLE MISS

## SEC IN THE NCAA

### 1997

#### COLUMBIA REGIONAL

South Carolina 5, UNC Greensboro 0; South Carolina 1, Kansas 0; South Carolina 1, Kansas 0

#### WOMEN'S COLLEGE WORLD SERIES OKLAHOMA CITY, OKLA.

Washington 6, South Carolina 0; Michigan 1, South Carolina 0

### 1998

#### SEATTLE REGIONAL

LSU 2, Long Beach State 0; Washington 9, LSU 0; LSU 5, Long Beach State 4; Washington 6, LSU 0

#### TAMPA REGIONAL

South Florida 1, Florida 0; Arizona State 1, Florida 0

### 1999

#### LOS ANGELES REGIONAL

UCLA 7, Alabama 0; Missouri 1, Alabama 0

#### SEATTLE REGIONAL

Cal State Fullerton 12, Tennessee 1; Washington 12, Tennessee 1

#### FRESNO REGIONAL

Texas Tech 1, South Carolina 0; South Carolina 2, Florida A&M 0; South Carolina 2, Pacific 1 (12); Texas Tech 4, South Carolina 1

#### BATON ROUGE REGIONAL

LSU 12, Southern 0; Oregon State 3, LSU 0; LSU 7, Oklahoma 3; Southern Miss 4, LSU 3

### 2000

#### SEATTLE REGIONAL

Mississippi State 6, Chattanooga 1; Mississippi State 11, Utah 3; Washington 4, Mississippi State 1; Utah 4, Mississippi State 1

#### TUSCON REGIONAL

South Carolina 10, UMASS 0; Nebraska 11, South Carolina 1; South Carolina 7, Illinois State 4; Nebraska 9, South Carolina 0

#### NORMAN REGIONAL

Arkansas 5, Cal-State Northridge 0; Oregon State 4, Arkansas 1; Northwestern 5, Arkansas 0

#### TEMPE REGIONAL

Alabama 1, Florida Atlantic 0 (9); Alabama 5, Penn State 4 (9); Alabama 4, Arizona State 1; Alabama 3, Arizona State 1

#### FRESNO REGIONAL

California 2, Florida 0; Florida 1, Fresno State 0; Florida 5, Texas 2; California 2, Florida 1

#### BATON ROUGE REGIONAL

LSU 7, Northwestern St. 1; Louisiana Lafayette 4, LSU 1; LSU 2, Hofstra 1; LSU 1, Southern Mississippi 0 (13); Southern Mississippi 1, LSU 0 (9)

#### WOMEN'S COLLEGE WORLD SERIES OKLAHOMA CITY, OKLAHOMA

UCLA 4, Alabama 1; Alabama 6, DePaul 4; Southern Mississippi 3, Alabama 0

### 2001

#### BATON ROUGE REGIONAL

LSU 8, Cornell 0 (6); LSU 2, Penn State 1; LSU 3, Arizona State 2; LSU 2, Louisiana-Lafayette 1

#### TUSCALOOSA REGIONAL

Alabama 8, Illinois-Chicago 2; Alabama 1, Oregon St 0; Michigan 3, Alabama 2; South Florida 3, Alabama 2

#### IOWA CITY REGIONAL

DePaul 3, South Carolina 2; Illinois St. 1, South Carolina 0

#### TALLAHASSEE REGIONAL

Florida Atlantic 3, Florida 0; Florida 8, Connecticut 0 (5); Florida State 6, Florida 2

#### WOMEN'S COLLEGE WORLD SERIES OKLAHOMA CITY, OKLAHOMA

Stanford 2, LSU 1 (8); LSU 2, Iowa 1; LSU 2, Oklahoma 1 (13); UCLA 6, LSU 0

### 2002

#### COLUMBIA REGIONAL

Georgia 2, UMBC 1; South Carolina 2, E. Kentucky 1 (8); Georgia 1, South Carolina 0; UCLA 2, Georgia 1 (8); South Carolina 9, Georgia 3; South Carolina 2, UCLA 1; UCLA 1, South Carolina 0

#### LAFAYETTE REGIONAL

LSU 3, Northwestern State 2 (10); Arizona State 4, Mississippi State 1; Mississippi State 9, Northwestern State 6; La.-Lafayette 10, Mississippi State 3; LSU 5, Louisiana-Lafayette 2; Arizona State 3, No. 1 LSU 2 (8); LSU 1, Massachusetts 0; Arizona State 4, LSU 1

#### NORMAN REGIONAL

Texas A&M 6, Arkansas 2; Arkansas 2, Army 0; Texas 6, Arkansas 2

#### TALLAHASSEE REGIONAL

Georgia Tech 3, Alabama 1 (10 inn.); Florida State 2, Auburn 1; Florida Atlantic 2, Alabama 1; Florida Atlantic 2, Auburn 1

### 2003

#### TUCSON REGIONAL

South Carolina 8, Princeton 7; Texas A&M 5, South Carolina 0; South Carolina 5, Cal-State Northridge 3; South Carolina 5, Boston College 2; Texas A&M 6, South Carolina 3

#### FRESNO REGIONAL

Georgia 5, Long Island 1; Michigan State 4, Georgia 3; Georgia 2, Long Beach State 1; Fresno State 1, Georgia 0 (8)

#### AUSTIN REGIONAL

LSU 9, Hawaii 4; Texas 8, LSU 0 (6); Arizona State 4, LSU 1

#### GAINESVILLE REGIONAL

Florida 4, Oregon State 3; UT-Arlington 2, Florida 0; Florida Atlantic 2, Florida 1 (9)

#### LINCOLN REGIONAL

Mississippi State 4, Fla. International 2; Washington 8, Mississippi State 0 (6); Nebraska 8, Mississippi State 0 (6)

#### TUSCALOOSA REGIONAL

Alabama 10, Southern 1 (5); Alabama 4, Illinois 2; Alabama 7, Southern Illinois 4; Alabama 2, Southern Illinois 0

#### WOMEN'S COLLEGE WORLD SERIES OKLAHOMA CITY, OKLAHOMA

Arizona 3, Alabama 2; Oklahoma 6, Alabama 3

### 2004

#### TUCSON REGIONAL

La.-Lafayette 1, South Carolina 0; South Carolina 4, Centenary 3; Northwestern 5, South Carolina 3 (8)

#### LOS ANGELES REGIONAL

Alabama 4, Central Michigan 2; Alabama 10, Cornell 0; UCLA 5, Alabama 2 (9); Alabama 6, Long Beach State 5; UCLA 7, Alabama 0

#### WACO REGIONAL

LSU 4, Texas A&M Corpus Christ 0; LSU 3, Seton Hall 0; LSU 7, Baylor 3 (10); LSU 4, Illinois 1

#### TALLAHASSEE REGIONAL

Cal State Northridge 2, Florida 1; Florida 4, Long Island 0; S. Florida 8, Florida 1



## SEC IN THE NCAA

### LINCOLN REGIONAL

Mississippi State 2, Iowa 1 (8); California 2, Mississippi State 1; Florida Atlantic 1, Mississippi State 0

### ANN ARBOR REGIONAL

Tennessee 10, Illinois-Chicago 0(5); Oregon State 4, Tennessee 0; Illinois Chicago 6, Tennessee 5

### STANFORD REGIONAL

Hofstra 1, Auburn 0; Fresno State 3, Auburn 1 (10)

### ATHENS REGIONAL

Georgia 10, Eastern Kentucky 0 (5); Georgia Tech 3, Georgia 2; Georgia 5, Texas A&M 1; Georgia 9, Michigan State 1(5); Georgia 9, Georgia Tech (6); Washington 3, Georgia 1

### WOMEN'S COLLEGE WORLD SERIES

#### OKLAHOMA CITY, OKLAHOMA

LSU 3, Michigan 2 (13); UCLA 2, LSU 0; LSU 2, Florida St. 1; LSU 4, California 1; California 4, LSU 1

## 2005

### TUSCALOOSA REGIONAL

Alabama 9, Mississippi Val. 1; Alabama 3, Arizona St. 1; Alabama 6, Hofstra 0

### GAINESVILLE REGIONAL

Bethune-Cookman 3, Florida 2; UCF 5, Florida 3

### AUSTIN REGIONAL

Mississippi St. 1, Tex. A&M-Corp. Chris. 0; Texas 2, Mississippi St. 0; Mississippi St. 2, Tex. A&M-Corp. Chris. 1 (8 inn.); Texas 2, Mississippi St. 0

### KNOXVILLE REGIONAL

Tennessee 9, Miami (Ohio) 0; Tennessee 4, Col. of Charleston 0; Tennessee 2, Col. of Charleston 0

### ATHENS REGIONAL

Georgia 7, Tennessee Tech 3; Georgia 8, Georgia Tech 1; Georgia 2, Georgia Tech 1 (Georgia advances).

### AUBURN REGIONAL

Florida St. 5, Auburn 0; Auburn 11, Florida A&M 2 (6 inn.); Florida St. 2, Auburn 0

### COLLEGE STATION SUPER REGIONAL

Alabama 4, Texas A&M 1; Alabama 6, Texas A&M 5 (Alabama advances).

### STANFORD SUPER REGIONAL

Tennessee 2, Stanford 0; Tennessee 6, Stanford 0 (Tennessee advances).

### LOS ANGELES SUPER REGIONAL

Georgia 4, UCLA 1; UCLA 5, Georgia 4; UCLA 3, Georgia 2 (UCLA advances).

### WOMEN'S COLLEGE WORLD SERIES

#### OKLAHOMA CITY, OKLAHOMA

Tennessee 1, Arizona 0; Texas 3, Alabama 0; Alabama 2, DePaul 1; Tennessee 2, Alabama 1; Tennessee 2, Michigan 0; Michigan 4, Tennessee 0.

## 2006

### TUSCALOOSA REGIONAL

Alabama 8, MSVU 0 (5 inn); Alabama 8, GaTech 5; Alabama 7, GaTech 2 (Alabama advances).

### TUSCON REGIONAL

Ohio State 1, Auburn 0; Auburn 14, Marist 0; Auburn 4, Ohio State 0; Arizona 4, Auburn 2 (Arizona advances).

### GAINESVILLE REGIONAL

Florida Atlantic 2, Florida 0; Florida 1, North Carolina 0; Florida Atlantic 1, Florida 0

### ATHENS REGIONAL

Georgia 4, Georgia Southern 0; Florida State 3, Georgia 2; Georgia 11, Georgia Southern 6; Georgia 3, Florida State 1; Florida State 2, Georgia 0 (Florida State advances)

### BATON ROUGE REGIONAL

LSU 5, Princeton 0; LSU 7, UL-Lafayette 6; LSU 5, UL-Lafayette 4 (LSU advances).

### KNOXVILLE REGIONAL

Tennessee 6, Tennessee Tech 4; Tennessee 9, Virginia Tech 1 (5 inn.); Tennessee 8, Louisville 1 (Tennessee advances).

### KNOXVILLE SUPER REGIONAL

Tennessee 5, Michigan 3; Michigan 5, Tennessee 1; Tennessee 1, Michigan 0 (Tennessee advances).

### TUCSON SUPER REGIONAL

Arizona 5, LSU 0; LSU 3, Arizona 2; Arizona 14, LSU 5 (5) (Arizona advances).

### TUSCALOOSA SUPER REGIONAL

Alabama 4, Stanford 1; Alabama 8, Stanford 7 (8) (Alabama advances).

### WOMEN'S COLLEGE WORLD SERIES

#### OKLAHOMA CITY, OKLAHOMA

Northwestern def. 5, Alabama, 6-5 (10 inn.); Tennessee def. 1, UCLA, 4-3; Northwestern def. Tennessee, 2-0; UCLA def. Alabama, 4-1; Tennessee def. Arizona State, 3-1 (10 inn.); Tennessee def. Arizona, 1-0; Arizona def. Tennessee, 6-0.

## 2007

### COLUMBIA REGIONAL

South Carolina 5, North Carolina St. 2; Oregon 4, Penn St. 0; Oregon 8, South Carolina 4; North

Carolina St. 1, Penn St. 0; South Carolina 4, North Carolina St. 3; South Carolina 2, Oregon 0; South Carolina 4, Oregon 3 (South Carolina advances)

### GAINESVILLE REGIONAL

Florida 7, Stetson 0; Texas 2, Stetson 0; Florida 8, Georgia Tech 0 (5); Texas 4, Georgia Tech 2; Florida 3, Texas 0 (9) (Florida advances)

### KNOXVILLE REGIONAL

Tennessee 8, Furman 0 (6); North Carolina 4, Winthrop 3; Tennessee 2, North Carolina 0; Winthrop 11, Furman 1 (5); Winthrop 6, North Carolina 3; Tennessee 7, Winthrop 0 (Tennessee advances)

### LINCOLN REGIONAL

Georgia 3, Nebraska 2; Washington 8, Georgia 0; Georgia 3, Creighton 0; Washington 1, Georgia 0

### PALO ALTO REGIONAL

LSU 3, Cal State Northridge 2; LSU 1, Fresno St. 0 (9); LSU 11, Stanford 5

### TUCSON REGIONAL

Mississippi St. 7, Pacific 1; Arizona 9, Howard 0 (5); Pacific 13, Howard 0 (5); Arizona 8, Mississippi St. 0; Pacific 12, Mississippi St. 10; Arizona 7, Pacific 0 (Arizona advances)

### TUSCALOOSA REGIONAL

California 13, Florida St. 6; Tennessee Tech 4, Alabama 2; Alabama 6, Florida St. 3; Tennessee Tech 3, California 1; Alabama 13, California 1 (5); Alabama 19, Tennessee Tech 10; Alabama 7, Tennessee Tech 2 (Alabama advances)

### COLLEGE STATION SUPER REGIONAL

Texas A&M 2, Florida 0; Florida 3, Texas A&M 2; Texas A&M 2, Florida 0 (Texas A&M advances)

### EVANSTON SUPER REGIONAL

Northwestern 6 South Carolina 1; Northwestern 3 South Carolina 0 (Northwestern advances)

### KNOXVILLE SUPER REGIONAL

Tennessee 9, Hawaii 0 (5); Hawaii 9, Tennessee 6; Tennessee 7, Hawaii 1 (Tennessee advances)

### SEATTLE SUPER REGIONAL

Washington 4, Alabama 3; Washington 7, Alabama 5 (Washington advances)

### TEMPE SUPER REGIONAL

Arizona St. 1, LSU 0 (10); Arizona St. 7, LSU 4 (Arizona St. advances)

### WOMEN'S COLLEGE WORLD SERIES

#### OKLAHOMA CITY, OKLAHOMA

Tennessee 2, Texas A&M 0; Tennessee 1, Arizona 0; Tennessee 3, Northwestern 0; Championship (Best two out of three) Tennessee 3, Arizona 0; Arizona 1, Tennessee 0 (10); Arizona 5, Tennessee 0



# RECORDS

ALABAMA • ARKANSAS • AUBURN • FLORIDA • GEORGIA • KENTUCKY • LSU • OLE MISS

## SEC IN THE NCAA

### 2008

#### BATON ROUGE REGIONAL

La.-Lafayette 2, East Carolina 1; LSU 8, Miss. Valley State 0 (5 inn.); La.-Lafayette 9, LSU 4; East Carolina 4, Miss. Valley State 2; LSU 9, East Carolina 1; La.-Lafayette 6, LSU 3

#### CHAPEL HILL REGIONAL

Georgia 9, Campbell 0 (5); Georgia 9, BYU 3; Georgia 4, BYU 0

#### COLLEGE STATION REGIONAL

La Tech 1, Auburn 0 (12); Auburn 2, Stephen F. Austin 0; La. Tech 2, Auburn 1

#### GAINESVILLE REGIONAL

Florida 7, Georgia Tech 2; Florida 3, Central Florida 0; Cen. Florida 1, Florida 0 (8); Florida 10, Cen. Florida 0 (5)

#### KNOXVILLE REGIONAL

Tennessee 3, Winthrop 0; Virginia Tech 4, Tennessee 0; Tennessee 8, Louisville 1; Tennessee 7, Virginia Tech 1; Virginia Tech 4, Tennessee 2

#### NORMAN REGIONAL

Arkansas 7, Tulsa 5; Oklahoma 6, Arkansas 5 (11); Oregon 3, Arkansas 0;

#### TEMPE REGIONAL

Hawaii 9, Mississippi State 7; Hawaii 0 (6); Mississippi State 8, Stony Brook 3; Hawaii 7, Mississippi State 4;

#### TUSCALOOSA REGIONAL

Jacksonville St. 4, Florida State 3; Alabama 8, Chattanooga 0 (6); Alabama 10, Jacksonville St. 1 (5); (5); Alabama 4, Jacksonville St. 1

#### GAINESVILLE SUPER REGIONAL

Florida 4, California 2; Florida 4, California 2 (8)

#### LOS ANGELES SUPER REGIONAL

UCLA 6, Georgia 1; UCLA 6, Georgia 0

#### TUSCALOOSA SUPER REGIONAL

Alabama 6, Missouri 1; Alabama 7, Missouri 1

#### WOMEN'S COLLEGE WORLD SERIES OKLAHOMA CITY, OKLA.

Arizona St 3, Alabama 1; La.-Lafayette 3, Florida 2 (8); Alabama 5, Ariz St 1; Florida 2, Virginia Tech 0 (9); Alabama 3, La.-Lafayette 1; Florida 2, UCLA 0; Ariz St 3, Alabama 1; Florida 6, Texas A&M 1; Texas A&M 1, Florida 0 (9)

### 2009

#### CHAPEL HILL REGIONAL

Georgia 3, Radford 1; Georgia 6, North Carolina 0; Georgia 4, North Carolina 2

#### COLUMBUS REGIONAL

BYU 6, Kentucky 2; Kentucky 7, Canisius 0; Kentucky 4, BYU 2; Ohio State 7, Kentucky 2

#### TUSCALOOSA REGIONAL

Alabama 12, Mississippi Valley State 3 (5); Alabama 10, Texas 1 (6); Alabama 7, Texas 0

#### NORMAN REGIONAL

Tulsa 6, Arkansas 0; Oklahoma 21, Arkansas 2

#### ATLANTA REGIONAL

Auburn 1, Iowa 0; Georgia Tech 4, Auburn 1; Boston 5, Auburn 0

#### GAINESVILLE REGIONAL

Florida 12, Florida A&M 0 (5); Florida 7, Texas A&M 1; Florida 9, Lehigh 0

#### TEMPE REGIONAL

LSU 3, CS Fullerton 2; LSU 10, Arizona State 2 (5); Arizona State 6, LSU 4; Arizona State 5, LSU 0

#### TALLAHASSEE REGIONAL

California 8, Mississippi St 3; Florida State 5, Mississippi St 0

#### KNOXVILLE REGIONAL

Tennessee 4, James Madison 3; Tennessee 5, Nebraska 2; Jacksonville State 6, Tennessee 1; Jacksonville State 2, Tennessee 1

#### ATHENS SUPER REGIONAL

Georgia 6, Ohio State 4; Georgia 7, Ohio State 6

#### TUSCALOOSA SUPER REGIONAL

Alabama 9, Jacksonville St. 0 (5); Alabama 9, Jacksonville St.0 (5)

#### GAINESVILLE SUPER REGIONAL

Florida 2, California 0; Florida 2, California 1

#### WOMEN'S COLLEGE WORLD SERIES

Washington 3, Georgia 1; Michigan 6, Alabama 1; Florida 3, Arizona 0; Florida 1, Michigan 0; Georgia 5, Missouri 0; Alabama 14, Arizona 0 (5); Georgia 7, Michigan 5; Alabama 6, Arizona State 2; Georgia 9, Washington 8 (9); Florida 6, Alabama 5; Washington 9, Georgia 3; Championship Series: Washington 8, Florida 0; Washington 3, Florida 2

### 2010

#### TUSCALOOSA REGIONAL

#1 Alabama 9, Alcorn St. 0 (5); #1 Alabama 5, Lipscomb 2; #1 Alabama 6, Lipscomb 0

#### ATLANTA REGIONAL

Oregon 1, Auburn 0; Auburn 15, Jacksonville State 1; #8 Georgia Tech 4, Auburn 1

#### GAINESVILLE REGIONAL

#4 Florida 6, Bethune Cookman 0; #4 Florida 6, Cen. Florida 0; #4 Florida 13, Florida International 3 (5)

#### ATHENS REGIONAL

#6 Georgia 10, Elon 4; #6 Georgia 5, #24 Florida State 2; #6 Georgia 8, Radford 1

#### COLUMBUS REGIONAL

Kentucky 6, Ohio State 5; California 1, Kentucky 0; Ohio State 5, Kentucky 3

#### BATON ROUGE REGIONAL

#17 LSU 6, McNeese St 0; La.-Lafayette 1, #17 LSU 0; #20 Texas A&M 1, #17 LSU 0

#### KNOXVILLE REGIONAL

#15 Tennessee 5, Ball State 0; #15 Tennessee 11, Virginia 2; #15 Tennessee 3, Louisville 1 (9)

#### ANN ARBOR SUPER REGIONAL

#15 Tennessee 5, #2 Michigan 0; #15 Tennessee 4, #2 Michigan 3; Tennessee advances to WCWS

#### ATHENS SUPER REGIONAL

#6 Georgia 7, #11 California 0; #6 Georgia 10, #11 Cal 1 (5); Georgia advances to WCWS

#### TUSCALOOSA SUPER REGIONAL

#1 Alabama 8, #11 Hawaii 0 (5); #11 Hawaii 8, #1 Alabama 7; #11 Hawaii 5, #1 Alabama 4;

#### GAINESVILLE SUPER REGIONAL

#4 Florida 8, #13 Ariz St 0(5); #4 Florida 5, #13 Ariz St 2

#### NCAA WOMEN'S COLLEGE WORLD SERIES

##### OKLAHOMA CITY, OKLAHOMA

#5 UCLA 16, #4 Florida 3 (6); #15 Tennessee 9, #10 Arizona 0 (5); #6 Georgia 6, #3 Washington 3; #6 Georgia 7, #15 Tennessee 5; #4 Florida 5, #9 Missouri 0; #6 Georgia 3, #4 Florida 2; #5 UCLA 5, #6 Georgia 2; #10 Arizona 8, #15 Tennessee 0 (5); #10 Arizona 5, #15 Tennessee 2

### 2011

#### ANN ARBOR REGIONAL

Kentucky 8, Notre Dame 0; Kentucky 7, #10 Michigan 6; Kentucky 2, #10 Michigan 1

#### ATHENS REGIONAL

#6 Georgia 8, Georgia St. 0; #6 Georgia 9, UAB 2; #6 Georgia 10, Florida St. 2

#### COLLEGE STATION REGIONAL

Syracuse 3, LSU 0; LSU 10, Sacred Heart 0; LSU 5, Syracuse 0; #16 Texas A&M 3, LSU 1

#### GAINESVILLE REGIONAL

#4 Florida 4, UCLA 2; UCLA 3, #4 Florida 2; #4 Florida 11, UCLA 3



## SEC IN THE NCAA

### KNOXVILLE REGIONAL

#14 Tennessee 8, Liberty 0; Oklahoma St. 6, #14 Tennessee 1; #14 Tennessee 7, Georgia Tech 0; Oklahoma St. 6, #14 Tennessee 5

### SEATTLE REGIONAL

BYU 2, Auburn 1; Auburn 2, Portland St. 1; BYU 4, Auburn 3

### TUSCALOOSA REGIONAL

#2 Alabama 8, Jackson St. 0; #2 Alabama 7, Memphis 1; #2 Alabama 11, Chattanooga 1

### ATHENS SUPER REGIONAL

#11 Baylor 5, #6 Georgia 1; #6 Georgia 14, #11 Baylor 2; #11 Baylor 9, #6 Georgia 2

### GAINESVILLE SUPER REGIONAL

#4 Florida 9, #13 Oregon 1; #4 Florida 7, #13 Oregon 0

### LEXINGTON SUPER REGIONAL

#7 California 1, Kentucky 0; Kentucky 8, #7 California 0; #7 California 9, Kentucky 0

### TUSCALOOSA SUPER REGIONAL

#15 Stanford 5, #2 Alabama 2; #2 Alabama 10, #15 Stanford 0; #2 Alabama 1, #15 Stanford 0

### WOMEN'S COLLEGE WORLD SERIES

#2 Alabama 1, #7 California 0; #4 Florida 6, #5 Missouri 2; #2 Alabama 3, #11 Baylor 0; #1 Arizona State 6, #4 Florida 5; #4 Florida 5, #7 California 2; #4 Florida 16, #2 Alabama 2; #4 Florida 9, #2 Alabama 2; #1 Arizona State 14, #4 Florida 4; #1 Arizona State 7, #4 Florida 2

## 2012

### BERKELEY REGIONAL

Arkansas 3, Boston 2; Arkansas 3, California 2; California 10, Arkansas 2

### COLLEGE STATION REGIONAL

LSU 1, Texas St. 0; LSU 2, Texas A&M 0; LSU 2, Texas A&M 1

### GAINESVILLE REGIONAL

Florida Gulf Coast 2, Florida 1; Florida 7, UCF 1; Florida 6, Florida Gulf Coast 2; South Florida 1, Florida 0

### AUSTIN REGIONAL

Houston 2, Auburn 1; Texas 6, Auburn 1

### EUGENE REGIONAL

BYU 4, Mississippi St. 3; Portland St. 2, Mississippis St. 0

### KNOXVILLE REGIONAL

Miami (OH) 1, Tennessee 0; Tennessee 8, UAB 0; Tennessee 8, UAB 0; Tennessee 2, Virginia Tech 1

### ATHENS REGIONAL

Georgia 13, Coastal Carolina 3; Georgia 3, North Carolina 2; Georgia 2, North Carolina 1

### TUSCALOOSA REGIONAL

Alabama 5, UT Martin 1; Alabama 5, South Alabama 2; Alabama 6, South Alabama 0

### LOUISVILLE REGIONAL

Michigan 3, Kentucky 2; Kentucky 5, Valparaiso 4; Louisville 3, Kentucky 2

### TUSCALOOSA SUPER REGIONAL

Alabama 4, Michigan 1; Alabama 4, Michigan 3

### KNOXVILLE SUPER REGIONAL

Tennessee 3, Georgia 2; Georgia 1, Tennessee 0; Tennessee 2, Georgia 1

### COLUMBIA SUPER REGIONAL

LSU 6, Missouri 1; Missouri 5, LSU 1; LSU 3, Missouri 1

### WOMEN'S COLLEGE WORLD SERIES

Californian 5, LSU 3; Alabama 5, Tennessee 3; Alabama 2, Arizona State 1; LSU 1, South Florida 0; Oregon 3, Tennessee 1; Arizona State 6, LSU 0; Alabama 5, California 2; Oklahoma 4, Alabama 1; Alabama 8, Oklahoma 6; Alabama 5, Oklahoma 4

## 2013

### AUSTIN REGIONAL

South Carolina 6, Houston 4; Texas 11, South Carolina 2; South Carolina 5, Houston 1; Texas 6, South Carolina 0

### BATON ROUGE REGIONAL

LSU 3, Central Connecticut State 2; Louisiana-Lafayette 3, LSU 0; LSU 11, Central Connecticut State 0; Louisiana-Lafayette 1, LSU 0

### COLLEGE STATION REGIONAL

Texas A&M 12, Penn 0; Texas A&M 6, Baylor 5; Baylor 9, Texas A&M 5; Texas A&M 8, Baylor 0

### COLUMBIA REGIONAL

Missouri 3, Stony Brook 0; Missouri 1, Hofstra 0; Hofstra 10, Missouri 0; Missouri 5, Hofstra 0

### GAINESVILLE REGIONAL

Florida 7, Hampton 1; Florida 11, South Florida 1; Florida 2, South Florida 0

### KNOXVILLE REGIONAL

Tennessee 9, Longwood 0; Tennessee 1, North Carolina State 0; Tennessee 7, North Carolina State 0

### LEXINGTON REGIONAL

Kentucky 2, Marshall 1; Kentucky 6, Virginia Tech 2; Virginia Tech 2, Kentucky 0; Kentucky 1, Virginia Tech 0

### MOBILE REGIONAL

Florida State 5, Mississippi State 2; Mississippi State 2, Mississippi Valley State 1; South Alabama 3, Mississippi State 0

### NORMAN REGIONAL

Arkansas 5, Fordham 1; Oklahoma 10, Arkansas 5; Arkansas 5, Fordham 2; Oklahoma 14, Arkansas 1

### TEMPE REGIONAL

Georgia 9, San Diego State 3; Arizona State 2, Georgia 0; Georgia 3, San Diego State 2; Arizona State 2, Georgia 0

### COLUMBIA REGIONAL

Washington 2, Missouri 1, (8); Washington 1, Missouri 0

### GAINESVILLE SUPER REGIONAL

Florida 4, UAB 3; Florida 1, UAB 0

### KNOXVILLE SUPER REGIONAL

Tennessee 3, Alabama 2; Tennessee 5, Alabama 3

### NORMAN SUPER REGIONAL

Oklahoma 10, Texas A&M 2; Oklahoma 8, Texas A&M 0

### TEMPE SUPER REGIONAL

Arizona State 5, Kentucky 4; Arizona State 5, Kentucky 2

### WOMEN'S COLLEGE WORLD SERIES

Tennessee 9, No. 2 Florida 2; Tennessee 1, Washington 0; Florida 9, Nebraska 8 (15 innings); Texas 3, Florida 0; Tennessee 2, Texas 1; Oklahoma 5, Tennessee 3 (12 innings); Oklahoma 4, Tennessee 0

## 2014

### ATHENS REGIONAL

Georgia 9, Chattanooga 0 (5 innings); NC State 5, Georgia 4; Georgia 3, UAB 0; Georgia 9, NC State 1; Georgia 8, NC State 0 (5 innings)

### COLUMBIA REGIONAL

Missouri 6, Bradley 5 (8 innings); Missouri 6, Kansas 3; Nebraska 11, Missouri 4; Nebraska 8, Missouri 1

### GAINESVILLE REGIONAL

Florida 8, Florida A&M 0 (5 innings); Florida 14, Stetson 0 (6 innings); Florida 7, UCF 0

### KNOXVILLE REGIONAL

Tennessee 12, Charleston Southern 3 (5 innings); Tennessee 12, Virginia Tech 0 (5 innings); Tennessee 2, Lipscomb 0

### LAFAYETTE REGIONAL

Texas 1, Mississippi State 0; Mississippi State 5, Texas Southern 3; Texas 4, Mississippi State 3



# RECORDS

ALABAMA • ARKANSAS • AUBURN • FLORIDA • GEORGIA • KENTUCKY • LSU • OLE MISS

## SEC IN THE NCAA

### LEXINGTON REGIONAL

Kentucky 6, Ohio 1; Kentucky 2, James Madison 1; DePaul 2, Kentucky 1 (10 innings); Kentucky 10, DePaul 1 (5 innings)

### MINNEAPOLIS REGIONAL

North Dakota State 5, Auburn 2; Auburn 9, Green Bay 1 (5 innings); Auburn 1, North Dakota State 0; Auburn 4, Minnesota 3 (8 innings); Minnesota 8, Auburn 6

### NORMAN REGIONAL

Texas A&M 7, Hofstra 6; Oklahoma 9, Texas A&M 8; Texas A&M 7, Hofstra 0; Oklahoma 11, Texas A&M 6

### TALLAHASSEE REGIONAL

South Florida 6, South Carolina 0; South Carolina 5, Fordham 4; South Florida 3, South Carolina 2

### TUCSON REGIONAL

LSU 13, Louisville 9; Arizona 9, LSU 8; LSU 8, Boston Univ. 3; Arizona 13, LSU 5 (5 innings)

### TUSCALOOSA REGIONAL

Alabama 13, SIU Edwardsville 3 (5 innings); Alabama 7, USC Upstate 1; Alabama 3, South Alabama 0

### ATHENS SUPER REGIONAL

Baylor 9, Georgia 1 (6 innings); Baylor 6, Georgia 3

### GAINESVILLE SUPER REGIONAL

Florida 9, Washington 0 (5 innings); Washington 4, Florida 3; Florida 8, Washington 0 (5 innings)

### LOS ANGELES SUPER REGIONAL

UCLA 6, Kentucky 4; Kentucky 7, UCLA 3; Kentucky 7, UCLA 1

### NORMAN SUPER REGIONAL

Oklahoma 8, Tennessee 1; Tennessee 4, Oklahoma 0; Oklahoma 8, Tennessee 2

### TUSCALOOSA SUPER REGIONAL

Alabama 6, Nebraska 5 (12 innings); Alabama 2, Nebraska 1

### WOMEN'S COLLEGE WORLD SERIES

Florida 11, Baylor 0 (5 innings); Kentucky 4, La.-Lafayette 1; Alabama 6, Oklahoma 2; Florida 4, Oregon 0; Baylor 8, Kentucky 7 (8 innings); Alabama 2, Kentucky 0; Florida 6, Baylor 3; Alabama 2, Oregon 0; Florida 5, Alabama 0; Florida 6, Alabama 3

## 2015

### ATHENS REGIONAL

Georgia 6, Central Connecticut State 1; Western Kentucky 2, Georgia 1 (14 inn.); Georgia 6, North Carolina 5; Georgia 12, Western Kentucky 3 (5 inn.); Georgia 17, Western Kentucky 0 (5 inn.)

### AUBURN REGIONAL

Auburn 4, Tennessee Tech 1; Auburn 1, South Alabama 0; Auburn 7, South Alabama 4

### BATON ROUGE REGIONAL

LSU 15, Texas Southern 0 (5 inn.); Arizona State 1, LSU 0; LSU 3, Nebraska 2 (10 inn.); LSU 5, Arizona State 0; LSU 4, Arizona State 3 (9 inn.)

### COLUMBIA REGIONAL

Missouri 7, Indiana State 0; Missouri 5, Kansas 3; Missouri 7, Kansas 6

### GAINESVILLE REGIONAL

Florida 6, Florida A&M 0; Florida 7, Hofstra 0; Florida 1, Florida Atlantic 0 (8 inn.)

### KNOXVILLE REGIONAL

Tennessee 2, Longwood 0; Tennessee 9, Utah 1 (5 inn.); Tennessee 3, Utah 1

### LAFAYETTE REGIONAL

Baylor 8, Mississippi State 4; Mississippi State 2, Weber State 0; Baylor 2, Mississippi State 0

### NORMAN REGIONAL

Texas A&M 2, Lehigh 1; Oklahoma 7, Texas A&M 5; Texas A&M 5, Lehigh 0; Oklahoma 2, Texas A&M 0

### SOUTH BEND REGIONAL

Kentucky 5, Northwestern 4; Kentucky 5, Ball State 0; Kentucky 4, Notre Dame 3

### TALLAHASSEE REGIONAL

UCF 4, South Carolina 1; South Carolina 3, Dartmouth 1; UCF 5, South Carolina 2

### TUSCALOOSA REGIONAL

Alabama 8, Fairfield 0 (6 inn.); Alabama 9, Washington 0 (5 inn.); Alabama 11, Washington 1

### ANN ARBOR SUPER REGIONAL

Michigan 10, Georgia 3; Michigan 7, Georgia 6

### AUBURN SUPER REGIONAL

Auburn 12, La.-Lafayette 11 (8 inn.); Auburn 6, La.-Lafayette 3

### BATON ROUGE SUPER REGIONAL

LSU 8, Arizona 0 (5 inn.); LSU 10, Arizona 5

### GAINESVILLE SUPER REGIONAL

Florida 7, Kentucky 0; Florida 1, Kentucky 0

### KNOXVILLE REGIONAL

Tennessee 3, Florida State 2; Florida State 6, Tennessee 1; Tennessee 2, Florida State 1

### LOS ANGELES REGIONAL

UCLA 7, Missouri 4; UCLA 10, Missouri 6

### TUSCALOOSA REGIONAL

Oklahoma 5, Alabama 2; Alabama 2, Oklahoma 0; Alabama 5, Oklahoma 3

### WOMEN'S COLLEGE WORLD SERIES

Florida 7, Tennessee 2; LSU 6, Auburn 1; Michigan 5, Alabama 0; Florida 4, LSU 0; Auburn 4, Tennessee 2; Alabama 2, Oregon 1; Auburn 11, UCLA 10 (10 inn.); LSU 5, Alabama 3; Florida 2, Auburn 2 (9 inn.); Michigan 6, LSU 3; Florida 3, Michigan 2; Michigan 1, Florida 0; Florida 4, Michigan 1



SECSPORTS.COM



**HONORS**



# HONORS

ALABAMA • ARKANSAS • AUBURN • FLORIDA • GEORGIA • KENTUCKY • LSU • OLE MISS

## ALL-TIME HONORS

### ALL-SEC

#### 1997

**First Team:** P - Chelsey Sakizzie, UF; P - Trinity Johnson, SC; P - Buffy Walker, UT; C - Keri McCallum, MS; INF - Christy Kyle, UA; INF - Tara Asbill, LS; INF - Bridget Jackson, UT; INF - Tracey Reidhead, UT; DP/UTL - Tina Plew, SC; OF - Kristin Sandler, UF; OF - Chanda Lee, SC; OF - Kim Pietro, SC

**Second Team:** P - Tammy Kincaid, AR; P - Sarah Kniefchief, LS; C - Jennifer Cirigliano, AR; INF - Karla Countryman, UA; INF - Augrasta Belford, AR; INF - Jessi Cerra, UA; INF - Ashlee Ducote, LS; INF - Karrie Rider, MS; INF - Kendra McCutcheon, SC; DP/UTL - Amanda Fine, UM; OF - Kim Blair, AU; OF - Amy Criswell, UF; OF - Stacey Newton, LS; OF - Stephanie Vaglica, UM

#### 1998

**First Team:** P - Chelsey Sakizzie, UF; P - Sarah KnifeChief, LS; C - Carrie Moreman, UA; 1B - Jessi Cerra, UG; 2B - Jodi Otten, LS; 3B - Michelle Gates, MS; SS - Tara Asbill, LS; DP - Lora Pinkerton, UF; UTL - Stephanie Hastings, LS; OF - Christie Kyle, UA; OF - Stacey Newton, LS; OF - Kim Pietro, SC

**Second Team:** P - Penny Cope, UA; P - Brandy Landry, LS; C - Keri McCallum, MS; 1B - Mary Petrie, AU; 2B - Kelli Fitzgerald, UT; 3B - Kim Hagan, UF; SS - Kelly Kretschman, UA; DP - Tyra Perry, LS; UTL - Amanda Fine, UM; OF - Kim Rohret, UA; OF - Kristin Sandler, UF; Kenyail Norris, UT

#### 1999

**First Team:** P - Ashley Lewis, LS; P - Britni, Sneed, LS; C - Kelley Askew, UA; INF - Kelly Kretschman, UA; INF - Jessi Cerra, UG; INF - Tara Asbill, LS; INF - Ashlee Ducote, LS; DP/UTL - Carrie Moreman, UA; OF - Dee Douglas, LS; OF - Trena Peel, LS; OF - Kellie Wilkerson, MS; OF - Kim Pietro, SC

**Second Team:** P - Shelley Laird, UA; P - Megan Matthews, SC; C - Carrie Swinford, UT; INF - Brett Erickson, AR; Ashley Boone, UF; INF - Michelle Gates, MS; INF - Kelli Fitzgerald, UT; INF - Amanda Venable, UT; DP/UTL - Keri McCallum, MS; OF - Joyce McMillin, SC; OF - Kenyail Norris, UT; OF - Lisa Warren, UT

#### 2000

**First Team:** P - Shelley Laird, UA; P - Britni Sneed, LSU; C - Kerri McCallum, MS; INF - Ginger Jones, UA; INF - Ashlee Ducote, LS; INF - Stephanie Hastings, LS; INF - Tara Asbill, LS; DP/UTL - Mary Petrie, AU; OF - Kelly Kretschman, UA; OF - Ashley Boone, UF; OF - Leslie Kwiatkowski, UK; OF - Kellie Wilkerson, MS

**Second Team:** P - Tammy Kincaid, AR; P - Ashley Lewis, LS; C - Lacy Prejean, UA; INF - Suzanne Olcott, UA; INF - Brett Erickson, AR; INF - Shaunte' Fremin, LS; INF - Karrie Rider, MS; INF - Lora Pinkerton, UF; DP/UTL - Emily Marino, UF; OF - Christy Kyle, UA; OF - Tiffany Kruse, UK; OF - Stacey Newton, LS

#### 2001

**First Team:** P - Shelley Laird, UA; P - Britni Sneed, LS; C - Lyndsey Angus, UK; INF - Ginger Jones, UA; INF - Suzanne Olcott, UA; INF - Mary Petrie, AU; INF - Stephanie Hastings, LS; DP/UTL - Jennifer Kraemer, AU; OF - Kelly Kretschman, UA; OF - Jackie McClain, UA; OF - Kellie Wilkerson, MS; OF - Ashley Moore, AU

**Second Team:** P - Heather Schlichtman, AR; P - Megan Matthews, SC; C - Lacy Prejean, UA; C - Adrienne Genovese, SC; INF - Ashley Boone, UF; INF - Jackie Marchetta, UF; INF - Nikki Jones, UK; INF - Christy Connor, LS; DP/UTL - Emily Marino, UF; OF - Nicole Barber, UG; OF - Dee Douglas, LS; OF - Trena Peel, LS; OF - Iyhia McMichael, MS

#### 2002

**First Team:** P - Shelley Laird, UA; P - Britni Sneed, LS; C - Lyndsey Angus, UK; INF - Jackie McClain, UA; INF - Kim Wendland, UG; INF - Nikki Jones, UK; INF - Christy Connor, LS; DP/UTL - Kellie Wilkerson, MS; OF - Ashley Moore, AU; OF - Nicole Barber, UG; OF - Trena Peel, LSU; OF - Iyhia McMichael, MS

**Second Team:** P - Kristin Schmidt, LS; P - Megan Matthews, SC; C - Lacy Prejean, UA; INF - Kasey Angulo, AU; INF - Jackie Marchetta, UF; INF - April Janzen, LS; INF - Amber Curtis, SC; DP/UTL - Mandy Schuerman, UF; OF - Jackie Wilkins, UA; OF - Beth Fogle, UK; OF - Erin Johnson, LS; OF - Adrianna Baggetta, SC

#### 2003

**First Team:** P - Jenny Gladding, UF; P - Michelle Green, UG; C - Lacy Prejean, UA; INF - Jackie McClain, UA; INF - Mylin Prieto, UF; INF - Kim Wendland, UG; INF - Danielle Quinones, SC; DP/UTL - Kristi Durant, UF; OF - Ashley Courtney, UA; OF - Lindsey Cameron, UF; OF - Nicole Barber, UG; OF - Iyhia McMichael, MS

**Second Team:** P - Stephanie VanBrakle, UA; P - Kristin Schmidt, LS; C - Lyndsey Angus, UK; INF - Ashley Gofrey, UG; INF - Nikki Jones, UK; INF - Christy Connor, LS; INF - Amber Rhinehart, UT; DP/UTL - Tessa Lynam, LS; DP/UTL - DeDe Justice, UM; OF - Camille Harris, LS; OF - Jodi Fittro, SC; OF - Jennifer Nelson, MS

#### 2004

**First Team:** P - Kristin Schmidt, LS; P - Monica Abbott, UT; C - Sara Dean, AU; INF - Jackie McClain, UA; INF - Kim Wendland, UG; INF - Kate Jaspers, MS; INF - Kristi Durant, UT; OF - Nicole Barber, UG; OF - LaDonia Hughes, LS; OF - Leslie Klein, LS; OF - Iyhia McMichael, MS; DH/UT - Stephanie VanBrakle, UA

**Second Team:** P - Kristen Keyes, AU; P - Jenny Gladding, UF; C - Leigh Ann Danos, LS; INF - Staci Ramsey, UG; INF - Mylin Prieto, UF; INF - Melissa Zick, UF; INF - Lauren Delahoussauve, LS; INF - Julie Wiese, LS; OF - Capper Reed, UA; OF - Shannon Anderson, AU; OF - Nancy Crane, SC; DH/UT - Lauren Castle, LS; DH/UT - DeDe Justice, UM

#### 2005

**First Team:** P - Monica Abbott, UT; P - Michelle Green, UG; C - Sara Dean, AU; IF - Paige Jones, AU; IF - Courtney Bures, MS; IF - Megan McAllister, UG; IF - Kristi Durant, UT; OF - Lindsey Cameron, UF; OF - Jackie Wilkins, UA; OF - Sarah Fekete, UT; OF - Sara Ghezzi, AU; DH/UT - Kim Wendland, UG

**Second Team:** P - Stephanie VanBrakle, UA; P - Emily Turner, LS; C - Ashley Courtney, UA; IF - Meghan Cornett, SC; IF - Melissa Zick, UF; IF - Jessica Doucette, UG; IF - Staci Ramsey, UA; IF - Lindsey Chutzler, UT; OF - Courtney Knight, UG; OF - Camille Harris, LS; OF - Rachel LeMaster, AR; DH/UT - Holly Currie, AU

#### 2006

**First Team:** P - Stephanie VanBrakle, UA; P - Emily Turner, LS; C - Kristen Butler, UF; IF - Lindsay Schutlzler, UT; IF - Megan McAllister, UG; IF - Tonya Callahan, UT; IF - Staci Ramsey, UA; OF - Brittany Rogers, UA; OF - Sarah Fekete, UT; OF - Leslie Klein, LS; OF - Kellie Middleton, UG; DH/UT - Jordan Praytor, UA

**Second Team:** P - Monica Abbott, UT; P - Kasi Carroll, UG; C - Ashley Holcombe, UA; IF - Dani Woods, UA; IF - Kristina McCain, AU; IF - Chelsea Cantillo, UG; IF - Melissa Zick, UF; OF - Courtney Knight, UG; OF - Kim Waleszoncia, UF; OF - Sara Ghezzi, AU; OF - Lindsey Cameron, UF; DH/UT - Jessica Doucette, UG

#### 2007

**First Team:** P - Monica Abbott, UT; P - Dani Hofer, LS; C - Shannon Doepking, UT; IF - Tonya Callahan, UT; IF - Lauren Parker, UA; IF - Courtney Bures, MS; IF - Kim Waleszoncia, UF; OF - India Chiles, UT; OF - Lindsay Schutlzler, UT; OF - Brittany Rogers, UA; OF - Kellie Middleton, UG; DP/UT - Jordan Praytor, UA

**Second Team:** P - Chrissy Owens, UA; P - Stacey Nelson, UF; C - Killian Roessner, LS; IF - Charlotte Morgan, UA; IF - Brooke Marnitz, UK; IF - Ashley Acuri, AU; IF - Melissa Zick, UF; OF - Leslie Klein, LS; OF - Dani Woods, UA; OF - Hayle Guess, MS; OF - Jazz Jackson, LS; DP/UT - Chelsea Bramlett, MS

#### 2008

**First Team:** P - Stacey Nelson, UF; P - Kelsi Dunne, UA; IF - Tonya Callahan, UT; IF - Ali Gardiner, UF; IF - Courtney Bures, MS; IF - Kelley Montalvo, UA; OF - Brittany Rogers, UA; OF - Rachel Mitchell, LS; OF - Kim Waleszoncia, UF; OF - Megan Wiggins, UG; C - Chelsea Bramlett, MS; DP/U - Charlotte Morgan, UA

**Second Team:** P - Cody Trahan, LS; P - Anna Thompson, AU; IF - Aja Paculba, UF; IF - Kenora Posey, UT; IF - Sojourner Moody, UG; IF - Molly Johnson, UK; OF - Dani Woods, UA; OF - Jordan Praytor, UA; OF - Quinlan Duhon, LS; OF - Lauren Griss, MS; C - Ashley Holcombe, UA; DP/U - Haylor Grill, UM

#### 2009

**First Team:** P - Stacey Nelson, UF; P - Kelsi Dunne, UA; IF - Molly Johnson, UK; IF - Aja Paculba, UF; IF - Alisa Goler, UG; IF - Kelley Montalvo, UA; OF - Brittany Rogers, UA; OF - Taylor Schlopy, UG; OF - Kelsey Bruder, UF; OF - Kirsten Shortridge, LS; C - Chelsea Bramlett, MS; DP/U - Charlotte Morgan, UA

**Second Team:** P - Stephanie Brombacher, UF; P - Christie Hamilton, UG; IF - Ali Gardiner, UF; IF - Tiffany Huff, UT; IF - Megan Bush, UF; IF - Brianna Hesson, UG; OF - Francesca Enea, UF; OF - Ka'ili Smith, MS; OF - Jazz Jackson, LS; OF - Myesha Finney, AU; C - Megan Yocke, UK; DP/U - Lauren Grill, UM

#### 2010

**First Team:** P - Kelsi Dunne, UA; P - Stephanie Brombacher, UF; IF - Kayla Braud, UA; IF - Megan Bush, UF; IF - Alisa Goler, UG; IF - Molly Johnson, UK; OF - Francesca Enea, UF; OF - Taylor Schlopy, UG; OF - Megan Wiggins, UG; OF - Kirsten Shortridge, LS; OF - Kat Dotson, UT; C - Chelsea Bramlett, MS; DP/U - Charlotte Morgan, UA

**Second Team:** P - Rachele Fico, LS; P - Ivy Renfro, UT; IF - Whitney Larsen, UA; IF - Kyndall White, AU; IF - Aja Paculba, UF; IF - Lauren Grill, UM; OF - Jessica Bachkora, AR; OF - Michelle Moultrie, UF; OF - Rachel Mitchell, LS; OF - Raven Chavanne, UT; C - Megan Yocke, UK; DP/U - Miranda Dixon, AR

#### 2011

**First Team:** P - Kelsi Dunne, UA; P - Brittany Mack, LS; IF - Whitney Larsen, UA; IF - Megan Bush, UF; IF - Lauren Gibson, UT; OF - Kayla Braud, UA; OF - Megan Wiggins, UG; OF - Raven Chavanne, UT; C - Megan Yocke, UK; DP/U - Brittany Schutte, UF

**Second Team:** P-Hannah Rogers, UF; P-Elle Renfro, UT; IF - Aja Paculba, UF; IF - Brianna Hesson, UG; IF - Kara Dill, UK; IF - Anissa Young, LS; OF - Michelle Moultrie, UF; OF - Taylor Schlopy, UG; OF - Meagan Aull, UK; OF - Kelly Grieve, UT; C - Ashley Razey, UG; DP/U - Amanda Locke, UA

#### 2012

**First Team:** P - Jackie Traina, UA; P - Ellen Renfro, UT; IF - Raven Chavanne, UT; IF - Brittany Cervantes, UK; IF - Kaila Hunt, UA; IF - Madison Shipman, UT; OF - Michelle Moultrie, UF; OF - Jennifer Fenton, UG; OF - Lauren Lackey, SC; OF - Kat Dotson, UT; C - Kristyn Sandberg, UG; DP/U - Devon Wallace, AR

**Second Team:** P - Rachele Fico, LS; P - Hannah Rogers, UF; Erin Arevalo, UG; IF - Lauren Gibson, UT; IF - Lauren Guzman, AU; IF - Cassie Reilly-Boccia, UG; IF - Kara Dill, UK; OF - Jaz Luncford, UA; OF - Kayla Braud, UA; OF - RT Cantillo, UM; OF - Melissa Davin, UT; C - Kendall Dawson, UG; Kelsey Horton, UF; DP/U - Amanda Locke, UA



## ALL-TIME HONORS

### 2013

**First Team:** P - Chelsea Thomas, MO; P - Hannah Rogers, UF; IF - Lauren Gibson, UT; IF - Raven Chavanne, UT; IF - Madison Shipman, UT; IF - Paige Wilson, UG; OF - Kayla Braud, UA; OF - Kat Dotson, UT; OF - Kaylee Puailoa, UG; OF - A.J. Andrews, LS; C - Jenna Marston, MO; DP/U - Lauren Haeger, UF

**Second Team:** P - Rachele Fico, LS; P - Kimmy Beasley, AR; IF - Samie Garcia, SC; IF - Kelsey Stewart, UF; IF - Bianka Bell, LS; IF - Kaila Hunt, UA; OF - Haylie McCleney, UA; OF - Kelsey Horton, UF; OF - Brannndi Melero, AU; OF - Jacee Blades, LS; C - Griffin Joiner, UK; DP/U - Mel Dumezich, AM

### 2014

**First Team:** P - Jaclyn Traina, UA; P - Chelsea Wilkinson, UG; P - Tori Finucane, MO; IF - Kelsey Stewart, UF; IF - Alex Hugo, UG; IF - Paige Wilson, UG; IF - Corrin Genovese, MO; IF - Madison Shipman, UT; OF - Haylie McCleney, UA; OF - Brannndi Melero, AU; OF - Taylor Gadbois, MO; OF - Melissa Davin, UT; C - Annie Aldrete, UT; DP/U - Savannah Jaquish, LS

**Second Team:** P - Hannah Rogers, UF; P - Kelsey Nunley, UK; P - Ellen Renfroe, UT; IF - Kasey Cooper, AU; IF - Kalia Hunt, UA; IF - Emily Carosone, AU; IF - Stephanie Tofft, UF; IF - Nikki Sagermann, UK; OF - A.J. Andrews, LS; OF - RT Cantillo, UM; OF - Emily Albus, AM; OF - Cassie Tysarczyk, AM; C - Molly Fichtner, UA; DP/U - Devon Wallace, AR

### 2015

**First Team:** P - Lauren Haeger, UF; P - Alexis Osorio, UA; P - Carley Hoover, LS; IF - Kelsey Stewart, UF; IF - Emily Carosone, AU; IF - Bianka Bell, LS; IF - Alex Hugo, UG; IF - Kasey Cooper, AU; OF - Haylie McCleney, UA; OF - Alaynie Page, SC; OF - Emily Crane, MO; OF - Kirsti Merritt, UF; C - Kells Kloss, LS; DP/U - Savannah Jaquish, LS

**Second Team:** P - Chelsea Wilkinson, UG; P - Tori Finucane, MO; IF - Marisa Runyon, UA; IF - Sami Fagan, MO; IF - Demi Turner, UA; IF - Tori Vidales, AM; IF - Jade Rhodes, AU; OF - Tiffany Howard, AU; OF - Bailey Landry, LS; OF - A.J. Andrews, UF; OF - Syndi Emanuel, UG; C - Annie Aldrete, UT; DP/U - Tina Iosefa, UG

## ALL-FRESHMAN

### 2004

Sara Ghezzi, AU; Kristina McCain, AU; Michelle Diaz, UF; Lauren Roussell, UF; Melissa Zick, UF; Amber Janneck, UK; Leslie Klein, LS; Emily Turner, LS; Hayle Guess, MS; Monica Abbott, UT

### 2005

P - Megan Rhodes, UT; P - Chrissy Owens, UA; C - Shannon Doepking, UT; IF - Courtney Bures, MS; IF - Jessica Doucette, UG; IF - Dani Woods, UA; IF - Katie Vickers, UG; IF - Tonya Callahan, UT; IF - Chloe Kloezeman, UM; OF - Jessica Josker, SC; DH/UT - Jordan Praytor, UA

### 2006

Kelley Montalvo, UA; Brittany Rogers, UA; Tatiana Fernandez, AU; Brooke Johnson, UF; Stacey Nelson, UF; Kim Waleszonnia, UF; Chelsea Cantillo, UG; Megan Miller, UK; Dani Hofer, LS; Lisa Conchos, UM; Christie Hamilton, SC; Liane Horiuchi, UT

### 2007

Charlotte Morgan, UA; Anna Thompson, AU; Jazz Jackson, LS; Chelsea Bramlett, MS; Jessica Bachkora, AR; Lauren Grill, UM; Tiffany Huff, UT; Molly Johnson, UK; Natalie Smith, UK; Rachel Mitchell, LS; Miranda Dixon, AR; Francesca Enea, UF; Ashley Dowdy, UM; Jessie Bailey, MS

### 2008

P - Kelsi Dunne, UA; P - Stephanie Brombacher, UF; IF - Aja Paculba, UF; IF - Jen Lippicki, UT; IF - Megan Bush, UF; IF - Ali Bainbridge, MS; OF - Megan Wiggins, UG; OF - Meagan Aull, UK; OF - Taylor Schlopy, UG; OF - Laura Mendes, SC; C - Megan Yocke, UK; DP/U - Tiffany DeFelice, UF

### 2009

P - Stephanie Brombacher, UF; P - Christie Hamilton, Georgia; IF - Ali Gardiner, UF; IF - Tiffany Huff, UT; IF - Megan Bush, UF; IF - Brianna Hesson, UG; OF - Francesca Enea, UF; OF - Ka'ili Smith, MS; OF - Jazz Jackson, LS; OF - Myesha Finney, AU; C - Megan Yocke, UK; DP/U - Lauren Grill, UM

### 2010

P - Rachele Fico, LS; P - Ivy Renfroe, UT; IF - Kayla Braud, UA; IF - Courtney Breault, AR; IF - Brittany Walker, UF; IF - Lauren Gibson, UT; OF - Keima Davis, UA; OF - Jessica Cooley, MS; OF - Raven Chavanne, UT; OF - Kat Dotson, UT; C - Brittany Schutte, UF; DP/U - Kelsey Horton, UF

### 2011

P - Hannah Rogers, UF; P - Ellen Renfroe, UT; IF - Kaila Hunt, UA; IF - Cheyenne Coyle, UA; IF - Emily Jolly, UK; IF - Madison Shipman, UT; OF - Simone Heyward, LS; OF - RT Cantillo, UM; OF - Brianna Bell, MS; C - Sam Lenahan, MS; DP/U - Morgan Estell, AU

### 2012

P - Kimmy Beasley, AR; P - Alyssa Bache, UF; IF - Lauren Haeger, UF; IF - Paige Wilson, UG; IF - Sami Fagan, UF; IF - Allison Brown, UM; OF - A.J. Andrews, LS; OF - Jessica Damico, UF; OF - Brannndi Melero, AU; OF - Ashley Phillips, MS; C - Griffin Joiner, UK; DP/U - Devon Wallace, AR

### 2013

P - Kelsey Nunley, UK; P - Chelsea Wilkinson, UG; IF - Kelsey Stewart, UF; IF - Bianka Bell, LS; IF - Geri Ann Glasco, UG; IF - Emily Carosone, AU; OF - Haylie McCleney, UA; OF - Kaylee Puailoa, UG; OF - Kirsti Merritt, UF; OF - Andrea Hawkins, UA; Tiffany Howard, AU; C - Kells Kloss, LS; DP/U - Cali Lanphear, AM

### 2014

P - Baylee Corbello, LS; P - Alexis Silkwood, MS; P - Tori Finucane, MO; P - Nickie Blue, SC; IF - Kasey Cooper, AU; IF - Caroline Seitz, MS; IF - Kaylea Snaer, SC; IF - Megan Geer, UT; IF - Taylor Koenig, UT; OF - Justine McLean, UF; OF - Bailey Landry, LS; OF - Shaliyah Geathers, UT; C - Annie Aldrete, UT; DP/U - Savannah Jaquish, LS

### 2015

P - Alexis Osorio, UA; P - Carley Hoover, LS; P - Aleshia Ocasio, UF; P - Paige Lowary, MO; IF - Tori Vidales, AM; IF - Demi Turner, UA; IF - Amanda Sanchez, MO; IF - Meghan Gregg, UT; IF - Scarlet McSwain; OF - Nicole DeWitt, UF; OF - Cortni Emanuel, UG; OF - Emily Griggs, LS; OF - Elantra Cox, Ole Miss; C - Ashley Walters, AM; DP/U - Tiara Duffy, SC

## ALL-DEFENSIVE

### 2008

P - Stacey Nelson, UF; C - Ashley Holcombe, UA; 1B - Ali Gardiner, UF; 2B - Chrissy Schoonmaker, SC; Aja Paculba, UF; 3B - Kelley Montalvo, UA; SS - Kenora Posey, UT; OF - Kim Waleszonnia, UF; OF - Myesha Finney, AU; OF - Brittany Rogers, UA

### 2009

P - Stacey Nelson, UF; C - Ashley Holcombe, UA; 1B - Ali Gardiner, UF; 2B - Aja Paculba, UF; SS - Kristin Schnake, UG; 3B - Kelley Montalvo, UA; LF - Myesha Finney, AU; Adele Voigt, SC; CF - Brittany Rogers, UA; RF - Kelsey Bruder, UF

### 2010

P - Kelsi Dunne, UA; Rachele Fico, LS; C - Megan Yocke, UK; 1B - Brianna Hesson, UG; 2B - Aja Paculba, UF; SS - Molly Johnson, UK; 3B - Jessica Mouse, LS; Sandra Smith, AR; LF - Megan Wiggins, UG; CF - Kirsten Shortridge, LS; RF - Rachel Mitchell, LS; Kat Dotson, UT

### 2011

P - Kelsi Dunne, UA; P - Hannah Rogers, UF; C - Kendall Dawson, UA; 1B - Brianna Hesson, UG; 2B - Lauren Gibson, UT; SS - Whitney Larsen, UA; 3B - Alisa Goler, UG; LF - Megan Wiggins, UG; CF - Michelle Moultrie, UF; RF - Jazlyn Luceford, UA

### 2012

P - Hannah Rogers, UF; C - Kendall Dawson, UA; 1B - Cassie Reilly-Boccia, UA; 2B - Lauren Gibson, UT; SS - Madison Shipman, UT; 3B - Brittany Cervantes, UK; LF - Ashley Langoni, LS; CF - Michelle Moultrie, UF; RF - Jaz Luceford, UA

### 2013

P - Chelsea Thomas, MO; C - Griffin Joiner, UK; 1B - Morgan Estell, AU; 2B - Lauren Gibson, UT; SS - Madison Shipman, UT; 3B - Raven Chavanne, UT; LF - Kayla Braud, CF - Haylie McCleney, UA; RF - Kat Dotson, UT

### 2014

P - Hannah Rogers, UF; C - Griffin Joiner, UK; 1B - Taylor Schwartz, UF; 2B - Kelsey Stewart, UF; SS - Madison Shipman, UT; 3B - Stephanie Tofft, UF; LF - Mackenzie Sykes, MO; CF - Haylie McCleney, UA; RF - Cassie Tysarczyk, AM

### 2015

P - Rainey Gaffin, UT; C - Griffin Joiner, UK; 1B - Sandra Simmons, LS; 2B - Emily Carosone, AU; 2B - Kelsey Stewart, UF; SS - Kathlyn Medina, UF; 3B - Kasey Cooper, AU; LF - Tiffany Howard, AU; CF - Haylie McCleney, UA; RF - Emily Crane, MO

## SEC COACH OF THE YEAR

1997	Joyce Compton, South Carolina
1998	Larry Ray, Florida
1999	Carie Dever-Boaz, Arkansas
2000	Beth Kirchner, Kentucky
2001	Yvette Girouard, LSU
2002	Tina Deese, Auburn; Yvette Girouard, LSU; Joyce Compton, South Carolina
2003	Lu Harris-Champer, Georgia
2004	Ralph and Karen Weekly, Tennessee
2005	Lu Harris-Champer, Georgia
2006	Patrick Murphy, Alabama, Yvette Girouard, LSU
2007	Ralph and Karen Weekly, Tennessee
2008	Tim Walton, Florida
2009	Tim Walton, Florida
2010	Pat Murphy, Alabama
2011	Tim Walton, Florida
	Yvette Girouard, LSU
2012	Pat Murphy, Alabama
2013	Tim Walton, Florida
2014	Patrick Murphy, Alabama
2015	Clint Myers, Auburn

## SEC PLAYER OF THE YEAR

1997	Trinity Johnson, South Carolina
1998	Chelsey Sakizie, Florida
1999	Kim Pietro, South Carolina
2000	Ashlee Ducote, LSU
2001	Britni Sneed, LSU
2002	Trena Peel, LSU
2003	lyhia McMichael, Mississippi State
2004	lyhia McMichael, Mississippi State
2005	Kim Wendland, Georgia
2006	Kristen Butler, Florida
2007	India Chiles, Tennessee
2008	Tonya Callahan, Tennessee
2009	Charlotte Morgan, Alabama



# HONORS

ALABAMA • ARKANSAS • AUBURN • FLORIDA • GEORGIA • KENTUCKY • LSU • OLE MISS

## ALL-TIME HONORS

- 2010 Charlotte Morgan, Alabama
- 2011 Kelsey Bruder, Florida
- 2012 Michelle Moultrie, Florida
- 2013 Lauren Gibson, Tennessee
- 2014 Madison Shipman, Tennessee
- 2015 Kelsey Stewart, Florida

### SEC PITCHER OF THE YEAR

- 2002 Britni Sneed, LSU
- 2003 Michelle Green, Georgia
- 2004 Monica Abbott, Tennessee
- 2005 Monica Abbott, Tennessee; Michelle Green, Georgia
- 2006 Stephanie VanBrakle, Alabama
- 2007 Monica Abbott, Tennessee
- 2008 Stacey Nelson, Florida
- 2009 Stacey Nelson, Florida
- 2010 Kelsi Dunne, Alabama
- 2011 Kelsi Dunne, Alabama
- 2012 Jackie Traina, Alabama
- 2013 Chelsea Thomas, Missouri
- 2014 Jaclyn Traina, Alabama
- 2015 Lauren Haeger, Florida

### SEC FRESHMAN OF THE YEAR

- 2000 Lacy Prejean, Alabama
- 2001 Jackie McClain, Alabama
- 2002 Sara Dean, Auburn; Mandy Schuerman, Florida
- 2003 Stephanie VanBrakle, Alabama
- 2004 Monica Abbott, Tennessee
- 2005 Courtney Bures, Mississippi State
- 2006 Brittany Rogers, Alabama
- 2007 Chelsea Bramlett, Mississippi State
- 2008 Kelsi Dunne, Alabama
- 2009 Amanda Locke, Alabama
- 2010 Kayla Braud, Alabama Rachele Fico, LSU Kat Dotson, Tennessee
- 2011 Ellen Renfroe, Tennessee
- 2012 Devon Wallace, Arkansas
- 2013 Bianka Bell, LSU; Gerri Ann Glasco, Georgia
- 2014 Tori Finucane, Missouri
- 2015 Alexis Osorio, Alabama

### SCHOLAR-ATHLETE OF THE YEAR

- 2004 Ashley Smith, South Carolina
- 2005 Ashley Smith, South Carolina
- 2006 Ashley Smith, South Carolina
- 2007 Lindsay Schutzler, Tennessee
- 2008 Jordan Praytor, Alabama
- 2009 Lillian Hammond, Tennessee
- 2010 Jessica Bachkora, Arkansas
- 2011 Meagan Aull, Kentucky
- 2012 Jennifer Fenton, Alabama Brittany Mack, LSU
- 2013 Jenna Marston, Missouri
- 2014 Ellen Renfroe, Tennessee
- 2015 Haylie McCleney, Alabama Devon Wallace, Arkansas

### SEC PLAYERS/PITCHERS OF THE WEEK

#### 1997

**Player:** 3/19 - Chanda Lee, SC; 3/26 - Lisa Wyatt, UT; 4/1 - Jennifer Cirigliano, AR; 4/8 - Christy Kyle, UA; 4/15 - Bridget Jackson, UT; 4/22 - Christy Kyle, UA; 4/29 - Kristin Sandler, UF; 5/6 - Carrie Swinford, UT

**Pitcher:** 3/19 - Trinity Johnson, SC; 3/26 - Trinity Johnson, SC; 4/1 - Sarah KnifeChief, LS; 4/8 - Buffy Walker, UT; 4/15 - Nikki Beers, SC; 4/22 - Trinity Johnson, SC; 4/29 - Alicia Judd, MS; 5/6 - Tammy Kincaid, AR

#### 1998

**Player:** 3/17 - Jessi Cerra, UG; 3/24 - Kelly Kretschman, UA; 3/31 - Michelle Gates, MS; 4/7 -

Christy Kyle, UA; 4/14 - Tyra Perry, LS; 4/21 - Carrie Moreman, UA; 4/28 - Kim Pietro, SC; 5/5 - Jodi Ramirez, UT

**Pitcher:** 3/17 - Chelsey Sakizzie, UF; 3/24 - Rhonda Coffelt, UG; 3/31 - Sarah KnifeChief, LS; 4/7 - Tammy Kincaid, AR; 4/14 - Buffy Walker, UT; 4/21 - Chelsey Sakizzie, UF; 4/28 - Autumn Anderson, MS; 5/5 - Chelsey Sakizzie, UF

#### 1999

**Player:** 2/16 - Trena Peel, LS; 2/23 - Beth Adams, UG; 3/2 - Ashley Moore, AU; 3/9 - Keri McCallum, MS; 3/16 - Keli Fitzgerald, UT; 3/23 - Ashlee Ducote, LS; 3/30 - Marcela Passarelli, AU; 4/6 - Lisa Warren, UT; 4/13 - Kelly Kretschman, UA; 4/20 - Amanda Venable, UT; 4/27 - Wendy Cork, AU; 5/4 - Emily Marino, UF; 5/11 - Ashley Boone, UF

**Pitcher:** 2/16 - Megan Matthews, SC; 2/23 - Natalie Price, UG; 3/2 - Shelly Laird, UA; 3/9 - Megan Matthews, SC; 3/16 - Natalie Price, UG; 3/23 - Natalie Price, UG; 3/30 - Penny Cope, UA; 4/6 - Autumn Anderson, MS; 4/13 - Jackie Beavers, UT; 4/20 - Tammy Kincaid, AR; 4/27 - Megan Matthews, SC; 5/4 - Shelley Laird, UA; 5/11 - Tammy Kincaid, AR

#### 2000

**Player:** 2/14 - Suzanne Olcott, UA; 2/21 - Kellie Wilkerson, MS; 2/28 - Ashley Lewis, LS; 3/6 - Jen Kraemer, AU; 3/13 - Karrie Rider, MS; 3/20 - Stephanie Hastings, LS; 3/27 - Ashlee Ducote, LS; 4/3 - Ginger Jones, UA/Keri McCallum, MS; 4/10 - Shaunte' Fremin, LS; 4/17 - Erin Stokey, AR; 4/24 - Lyndsey Angus, UK; 5/1 - Marie Petrie, AU; 5/8 - Leslie Kwiatkowski, UK

**Pitcher:** 2/14 - Renise Landry, UF; 2/21 - Tammy Kincaid, AR; 2/28 - Megan Matthews, SC; 3/6 - Natalie Price, UG; 3/13 - Ashley Lewis, LS; 3/20 - Beth Dieter, UF/Shelley Laird, UA; 3/27 - Keary Camunas, UK; 4/3 - Britni Sneed, LS/Megan Matthews, SC; 4/10 - Julie Linder, AU; 4/17 - Britni Sneed, LS; 4/24 - Natalie Price, UG; 5/1 - Britni Sneed, LS; 5/8 - Beth Dieter, UF

#### 2001

**Player:** 2/19 - Ashley Moore, AU; 2/26 - Kelly Kretschman, UA; 3/5 - Nicole Barber, UG; 3/12 - Kelly Kretschman, UA; 3/19 - Megann Steege, LS; 3/26 - Iyhia McMichael, MS; 4/2, Jackie McClain, UA; 4/9 - Ashley Boone, UF; 4/16 - Lyndsey Angus, UK; 4/23 - Kelly Kretschman, UA; 4/30, Beth Fogle, UK; 5/7, Marie Petrie, AU

**Pitcher:** 2/12 - Britni Sneed, LS; 2/19 - Nicole Borg, UT; 2/26, Megan Matthews, SC; 3/5, Heather Schlichtman, AR; 3/12, Britni Sneed, LS; 3/19, Shelley Laird, UA; 3/26, Rachel Talley, AR; 4/2, Jennifer Pursell, MS; 4/9, Britni Sneed, LS; 4/16 - Nicole Urban, UG; 4/23 - Megan Matthews, SC; 4/30, Megan Matthews, SC; 5/7, Nichole Urban, UG

#### 2002

**Player:** 2/12 - Ashley Courtney, UA; 2/19 - Kim Wendland, UG; 2/26 - Michelle Tyree, UG; 3/4 - Courtney Mitchell, AR; 3/11 - Adrianna Wilson, UT; 3/18 - Amber Curtis, SC; 3/25 - Trena Peel, LS; 4/1 - Sara Dean, AU; 4/8 - Nicole Barber, UG; 4/15 - Meghan Cornett, SC; 4/22 - Jackie McClain, UA; 4/29 - Jacke Marchetta, UF; 5/6 - Kellie Wilkerson, MS

**Pitcher:** 2/12 - Kasey Whitehead, MS; 2/19 - Stephanie Humphrey, UT; 2/26 - Shelley Laird, UA; 3/4 - Erin Wright, UA; 3/11 - Britni Sneed, LS; 3/18 - Britni Sneed, LS; 3/25 - Heather Schlichtman, AR; 4/1 - Britni Sneed, LS; 4/8 - Aleca Johnson, SC; 4/15 - Shelley Laird, UA; 4/22 - Kristin Keyes, AU; 4/29 - Britni Sneed, LS; 5/6 - Kristin Keyes, AU

#### 2003

**Player:** 2/3 - Ashley Courtney, UA; 2/10 - Shannon McKeon, UG; 2/17 - Julie Wiese, LS; 2/24 - Jackie McClain, UA; 3/3 - Stacey Jennings, UT; 3/10 - Lindsey Cameron, UF; 3/17 - DeDe Justice, UM; 3/24 - Mylin Prieto, UF; 3/31 - Iyhia McMichael, MS; 4/7 - Jackie

McClain, UA; 4/14 - Ashley Godfrey, UG; 4/21 - Julie Wiese, LS; 4/30 - Nicole Barber, UG; 5/5 - Nicole Barber, UG

**Pitcher:** 2/3 - Michelle Green, UG; 2/10 - Melanie Henkes, SC; 2/17 - Jenny Gladding, UF; 2/24 - Melissa Massey, MS; 3/3 - Michelle Green, UG; 3/10 - Kristin Schmidt, LS; 3/17 - Stacey Johnson, SC; 3/24 - Michelle Green, UG; 3/31 - Stacey Johnson, SC; 4/7 - Stephanie Humphrey, UT; 4/14 - Kristen Keyes, AU; 4/21 - Jenny Gladding; 4/30 - Crystalie Wolfe, UK; 5/5 - Stephanie Humphrey, UT

#### 2004

**Player:** 2/3 - 2/9 - Samantha Jennings, SC; 2/16 - Amber Rhinehart, UT; 2/23 - Iyhia McMichael, MS; 3/1 - Lauren Castle, LS; 3/8 - Mylin Prieto, UF; 3/15 - Stephanie VanBrakle, UA; 3/22 - Nancy Crane, SC; 3/29 - Sara Dean, AU; 4/5 - Kim Wendland, UG; 4/12 - Kate Jaspers, MS; 4/19 - Stephanie VanBrakle, UA; 4/26 - Ashley Godfrey, UG; 5/4 - Capper Reed, UA; 5/11 - Jackie Wilkins, UA

**Pitcher:** 2/9 - Monica Abbott, UT; 2/16 - Erin Wright, UA; 2/23 - Heather Schlichtman, AR; 3/1 - Michelle Green, UG; 3/8 - Kristen Keyes, AU; 3/15 - Kristin Schmidt, LS; Katie Griffith, UG; 3/29 - Monica Abbott, UT; 4/5 - Monica Abbott, UT; 4/12 - Monica Abbott, UT; 4/19 - Kristin Schmidt, LS; 4/26 - Kristen Keyes, AU; 5/3 - Kristin Schmidt, LS; 5/11 - Kelli Miller, MS

#### 2005

**Player:** 2/7 - Courtney Bures, MS; 2/14 - Katherine Card, UT; 2/21 - Ashley Courtney, UA; 2/28 - Lindsay Schutzler, UT; 3/7 - Jessica Josker, SC; 3/14 - Meghan Cornett, SC; 3/21 - Sarah Fekete, UT; 3/28 - Ashley Courtney, UA; 4/4 - Sara Dean, AU; 4/11 - Megan McAllister, UG; 4/18 - Staci Ramsey, UA; 4/25 - Mindy O'Malley, AR; 5/2 - Paige Jones, AU; 5/9 - Mandy Schuerman, UF

**Pitcher:** 2/7 - Monica Abbott, UT; 2/14 - Stephanie VanBrakle, UA; 2/21 - Mary Jane Callahan, UM; 2/28 - Michelle Green, UG; 3/7 - Monica Abbott, UT; 3/14 - Monica Abbott, UT; 3/21 - Michelle Green, UG; 3/28 - Stacey Stevens, UF; 4/4 - Michelle Green, UG; 4/11 - Stacey Stevens, UF; 4/18 - Emily Turner, LS; 4/25 - Holly Currie, AU; 5/2 - Monica Abbott, UT; 5/9 - Monica Abbott, UT

#### 2006

**Player:** 2/6 - Dani Woods, UA; 2/13 - Lindsay Schutzler, UT; 2/20 - Melissa Zick, UF; 2/27 - Vanessa Soto, LS; 3/6 - Sarah Fekete, UT; 3/13 - Jordan Praytor, UA; 3/20 - Dominique Accettura, UA; 3/27 - Dani Woods, UA; 4/3 - Megan McAllister, UG; 4/10 - Jessica Doucette, UG; 4/17 - Kristen Butler, UF; 4/24 - Megan McAllister, UG; 5/1 - Dani Woods, UA

**Pitcher:** 2/6 - Monica Abbott, UT; 2/13 - Stephanie VanBrakle, UA; 2/20 - Holly Currie, AU; 2/27 - Stephanie Comeaux, MS; 3/6 - Stephanie VanBrakle, UA; 3/13 - Monica Abbott, UT; 3/20 - Katy Henry, AR; 3/27 - Stephanie VanBrakle, UA; 4/3 - Stephanie VanBrakle, UA; 4/10 - Emily Turner, LS; 4/17 - Monica Abbott, UT; 4/24 - Mary Jane Callahan, UM; 5/1 - Dana Brill, UM

#### 2007

**Player:** 2/13 - Brooke Marnitz, UK; 2/20 - Brittany Rogers, UA; 2/26 - Lauren Parker, UA; 3/6 - Killian Roessner, LS; 3/13 - Kellie Middleton, UG; 3/20 - Leslie Klein, LS; 3/27 - Andrea Smith, LS; 4/3 - Lindsay Schutzler, UT; 4/10 - Dani Woods, UA; 4/17 - India Chiles, UT; 4/24 - Sammie Jo Bailey, MS; 5/1 - Kim Waleszon, UF; 5/7 - Tonya Callahan, UT

**Pitcher:** 2/13 - Monica Abbott, UT; 2/20 - Monica Abbott, UT; 2/26 - Dani Hofer, LS; 3/6 - Monica Abbott, UT; 3/13 - Danie Hofer, LS; 3/20 - Mary Jane Callahan, UM; 3/27 - Stacey Nelson, UF; 4/3 - Emily Turner, LS; 4/10 - Monica Abbott, UT; 4/17 - Melissa Hendon, SC; 4/24 - Emily Turner, LS; 5/1 - Blair Potter, UA; 5/7 - Kasi Carroll, UG



## ALL-TIME HONORS

**Freshman:** 2/13 Charlotte Morgan, UA; 2/20 - Anna Thompson, AU; 2/26 - Lindsay Walker, SC; 3/6 Molly Johnson, UK; 3/13 - Charlotte Morgan, UA; 3/20 - Charlotte Morgan, UA; 3/27 - Natalie Smith, UK; 4/3 - Chelsea Bramlett, MS; 4/10 - Chelsea Bramlett, MS; 4/17 - Becky Nye, UM; 4/24 - Jazz Jackson, LS; 5/1 - Anna Thompson, AU; 5/7 - Molly Johnson, UK

### 2008

**Player:** 2/11 - Chelsea Bramlett, MS; 2/18 - Brittany Rogers, UA; 2/25 - Miranda Dixon, AR; 3/3 - Mary Ratliff, UF; 3/10 - Kelley Montalvo, UA; 3/17 - Killian Roessner, LS; 3/24 - Charlotte Morgan, UA; 3/31 - Ali Gardiner, UF; 4/7 - Charlotte Morgan, UA; 4/14 - Lauren Grill, UM; 4/21 - Tonya Callahan, UT; 4/28 - Rachel Mitchell, LS; 5/5 - Quinlan Duhon, LS

**Pitcher:** 2/11 - Ashton Ward, UT; 2/18 - Stacey Nelson, UF; 2/25 - Stacey Nelson, UF; 3/3 - Kate Gaskill, UG; 3/10 - Dani Hofer, LS; 3/17 - Kate Gaskill, UG; 3/24 - Dani Hofer, LS; 3/31 - Brittany Day, AU; 4/7 - Melissa Hendon, SC; 4/14 - Miranda Dixon, AR; 4/21 - Kelsi Dunne, UA; 4/28 - Tara Williitt, UM; 5/5 - Kelsi Dunne, UA

**Freshman:** 2/11 - Ashton Ward, UT; 2/18 - Misty Flesher, MS; 2/25 - Kelsi Dunne, UA; 3/3 - Jen Lapicki, UT; 3/10 - Laura Mendes, SC; 3/17 - Aja Paculba, UF; 3/24 - Courtney Nesbit, MS; 3/31 - Sarah Cloud, UG; 4/7 - Jen Lapicki, UT; 4/14 - Misty Flesher, MS; 4/21 - Brittany Bell, MS; 4/28 - MeganWiggins, UG; 5/5 - Megan Wiggins, UG

### 2009

**Player:** 2/9 - Tiffany Huff, UT; 2/16 - Francesca Enea, UF; 2/23 - Alisa Goler, UG; 3/2 - Francesca Enea, UF; 3/9 - Kristin Schnake, UG; 3/16 - Jessica Spigner, UT; 3/23 - Rachel Mitchell, LS; 3/30 - Ali Bainbridge, MS; 4/6 - Lauren Grill, UM; 4/13 - Nicole Kajitani, UT; 4/20 - Charlotte Morgan, UA; 4/27 - Molly Johnson, UK; 5/4 - Taylor Schlopy, UG

**Pitcher:** 2/9 - Becky Nye, UM; 2/16 - Stephanie Brombacher, UF; 2/23 - Anna Thompson, AU; 3/2 - Stacey Nelson, UF; 3/9 - Kelsi Dunne, UA; 3/16 - Stacey Nelson, UF; 3/23 - Miranda Dixon, AR; 3/30 - Christie Hamilton, UG; 4/6 - Kelsi Dunne, UF; 4/13 - Audrey Broyles, SC; 4/20 - Stacey Nelson, UF; 4/27 - Kelsi Dunne, UA; 4/5 - Christie Hamilton, UG

**Freshman:** 2/9 - Jenee Loree, AU; 2/16 - Amanda Locke, UA; 2/23 - Cat Hosfield, UT; 3/2 - Chanda Bell, UK; 3/9 - Ka'ili Smith, MS; 3/16 - Chanda Bell, UK; 3/23 - Brittany Griffiths, AR; 3/30 - Lindsey Dunlap, MS; 4/6 - Cassandra Reilly-Boccia, UA; 4/13 - Juliana Santos, LS; 4/20 - Lindsey Dunlap, MS; 4/27 - Rachel Riley, UK; 4/5 - Ka'ili Smith, MS

### 2010

**Player:** 2/15 - Brittany Cervantes, UK; 2/22 - Raven Chavanne, UT; 3/1 - Chelsea Bramlett, MS; 3/8 - Francesca Enea, UF; 3/15 - Kirsten Shortridge, LS; 3/22 - Charlotte Morgan, UA; 3/29 - Kat Dotson, UT; 4/5 - Miranda Dixon, AR; 4/12 - Taylor Schlopy, UG; 4/19 - Megan Wiggins, UG; 4/26 - Jessica Mouse, LS; 5/3 - Kirsten Shortridge, LS; 5/10 - Kyndall White, AU

**Pitcher:** 2/15 - Sarah McCloud, UG; 2/22 - Erin Arealo, UG; 3/1 - Erin Arealo, UG; 3/8 - Anna Thompson, AU; 3/15 - Anna Thompson, AU; 3/22 - Cody Trahan, LS; 3/29 - Ivy Renfro, UT; 4/5 - Ensley Gammel, UF; 4/12 - Kelsey Dunne, UA; 4/19 - Rachele Fico, LS; 4/26 - Rachele Fico, LS; 5/3 - Stephanie Brombacher, UF; 5/10 - Anna Thompson, AU

**Freshman:** 2/15 - Kylie Vry, MS; 2/22 - Kayla Braud, UA; 3/1 - Raven Chavanne, UT; 3/8 - Ivy Renfro, UT; 3/15 - Kayla Braud, UA; 3/22 - Rachele Fico, LS; 3/29 - Kayla Braud, UA; 4/5 - Hope McLemore, AR; 4/12 - Brittany Schutte, UF; 4/19 - Hannah Milks, SC; 4/26 - Erin Nesbit, MS; 5/3 - Courtney Breault, AR; 5/10 - Lauren Gibson, UT

### 2011

**Player:** 2/13 - Raven Chavanne, UT; 2/21 - Brittany Cervantes, UK; 3/1 - Megan Wiggins, UG; 3/8 - Kat Dotson, UT; 3/14 - Megan Yocke, UK; 3/21 - Kelsey Bruder, UF; 3/29 - Brianna Hesson; 4/4 - Meagan Aull, UK; 4/12 - Anissa Young, LS; 4/18 - Kelsey Bruder, UF; 4/25 - Kelsey Bruder, UF; 5/2 - Raven Chavanne, UT; 5/9 - Amanda Locke, UA;

**Pitcher:** 2/13 - Stephanie Brombacher; 2/21 - Stephanie Brombacher, UF; 3/1 - Hannah Rogers, UF; 3/8 - Brittany Mack, LS; 3/14 - Kelsi Dunne, UA; 3/21 - Jackie Traina, UA; 3/29 - Ellen Renfro, UT; 4/4 - Kelsi Dunne, UA; 4/12 - Brittany Mack, LSU; 4/18 - Ellen Renfro, UT; 4/25 - Brittany Mack, LSU; 5/2 - Lauren Schmalz, AU; 5/9 - Hannah Rogers, UF

**Freshman:** 2/13 - Julie Sarratt, SC; 2/21 - Jackie Traina, UA; 3/1 - Jackie Traina, UA; 3/8 - Dana Hathorn, SC; 3/14 Marogon Montemayor, UG; 3/21 - Ellen Renfro, UT; 3/29 - Morgan Montemayor, UG; 4/4 - Ellen Renfro, UT; 4/12 Melissa Davin, UT; 4/18 - Julie Sarratt, SC; 4/25 - Julie Sarratt, SC; 5/2 - Cheyenne Coyle, UF; 5/9 - Simone Heyward, LS

### 2012

**Player:** Wk. 1 - Amanda Locke, UA; Wk. 2 - Brittany Schutte, UF; Wk. 3 - Raven Chavanne, UT; Wk. 4 - Jessica Cooley, MS; Wk. 5 - Londen Ladner, UM; Wk. 6 - Jennifer Fenton, UA; Wk. 7 - Michelle Moultrie, UF; Wk. 8 - Kaila Hunt, UA; Wk. 9 - Madison Shipman, UT; Wk. 10 - Kaili Smith, MS; Wk. 11 - Amanda Locke, UA; Wk. 12 - Raven Chavanne, UT; Wk. 13 - Brittany Cervantes, UK

**Pitcher:** Wk. 1 - Ellen Renfro, UT; Wk. 2 - Lauren Schmalz, AU; Wk. 3 - Jenee Loree, AU; Wk. 4 - Ivy Renfro, UT; Wk. 5 - Jenee Loree, AU; Wk. 6 - Jackie Traina, UA; Wk. 7 - Brittany Mack, LS/Ellen Renfro, UT; Wk. 8 - Jackie Traina, UA; Wk. 9 - Jackie Traina, UA; Wk. 10 - Lauren Cumbess, UK; Wk. 11 - Stephanie Becker, MS; Wk. 12 - Chanda Bell, UK; Wk. 13 - Chanda Bell, UK

**Freshman:** Wk. 1 - Sami Fagan, UF; Wk. 2 - Lauren Haeger, UF; Wk. 3 - Paige Wilson, UG; Wk. 4 - Griffin Joyner, UK; Wk. 5 - Lauren Haeger, UF; Wk. 6 - Lauren Haeger, UF; Wk. 7 - Paige Wilson, UG; Wk. 8 - Kristen Struett, SC; Wk. 9 - Sami Fagan, UF; Wk. 10 - Kimmy Beasley, AR; Wk. 11 - Paige Wilson, UG; Wk. 12 - Kimmy Beasley, AR; Wk. 13 - Paige Wilson, UG

### 2013

**Player:** 2/11 - Kelsey Stewart, UF; 2/18 - Nicole Hudson, MO; 2/25 - Mel Dumezich, AM; 3/4 - Devon Wallace, AR; 3/11 - Brianna Little, UF; 3/18 - Lauren Gibson, UT; 3/25 - Raven Chavanne, UT; 4/1 - Devon Wallace, AR; 4/8 - Molly Fichtner, UA; 4/15 - Kelsey Stewart, UF; 4/22 - Lauren Gibson, UT; 4/29 - Lauren Haeger, UF; 5/6 - Paige Wilson, UG

**Pitcher:** 2/11 - Rachele Fico, LS; 2/18 - Chelsea Thomas, MO; 2/25 - Chelsea Thomas, MO and Alison Owen, MS; 3/4 - Alison Owen, MS; 3/11 - Rachele Fico, UF; 3/18 - Lauren Haeger, UF and Chelsea Thomas, MO; 3/25 - Hannah Rogers, UF; 4/1 - Hannah Rogers, UF; 4/8 - Ellen Renfro, UT; 4/15 - Kelsey Nunley, UK; 4/22 - Chelsea Thomas, MO; 4/29 - Audrey Broyles, SC; 5/6 - Chelsea Thomas, MO

**Freshman:** 2/11 - Haylie McCleney, UA; 2/18 - Geri Ann Glasco, UG; 2/25 - Haylie McCleney, UA; 3/4 - Haley Culley, UM; 3/11 - Christian Stokes, UK; 3/18 - Tina Iosefa, UG; 3/25 - Geri Ann Glasco, UG; 4/1 - Bianca Bell, LS; 4/8 - Bianca Bell, LS; 4/15 - Geri Ann Glasco, UG; 4/22 - Kaylee Puailoa, UG; 4/29 - Kelsey Nunley, UK; 5/6 - Katie Marks, SC

### 2014

**Player:** 2/10 - Griffin Joiner, UK; 2/17 - Lauren Haeger, UF; 2/24 - Clarisa Navarro, AR and Geri Ann Glasco, UG; 3/3 - Lauren Haeger, UF; 3/10 - Nicole Morgan, AM; 3/17 - Alex Hugo, UG; 3/24 - Madison Shipman, UT; 3/31 - Ashlyn Masters, SC; 4/7 - Allison Falcon, LS; 4/14 - Madison Shipman, UT; 4/21 -

Stephanie Tofft, UF; 4/28 - Corrin Genovese, MO; 5/5 - Codee Yeske, SC

**Pitcher:** 2/10 - Lauren Haeger, UF; 2/17 - Ellen Renfro, UT; 2/24 - Ellen Renfro, UT; 3/3 - Kelsey Selman, LS; 3/10 - Carly Hummel, UM; 3/17 - Julie Sarratt, SC; 3/24 - Jaclyn Traina, UA; 3/31 - Ellen Renfro, UT; 4/7 - Tori Finucane, MO; 4/14 - Alison Owen, MS; 4/21 - Alexis Silkwood, MS; 4/28 - Tori Finucane, MO; 5/5 - Chelsea Wilkinson, UG

**Freshman:** 2/10 - Baylee Corbello, LSU; 2/17 - Alexis Silkwood, MS; 2/24 - Nickie Blue, SC; 3/3 - Alexis Silkwood, MS; 3/10 - Kasey Cooper, AU; 3/17 - Annie Aldrete, UT; 3/24 - Abby Donnell, TAMU; 3/31 - Annie Aldrete, UT; 4/7 - Shannon Smith, UK; 4/14 - Kelli Schkade, MO; 4/21 - Savhanna Jaquish, LSU; 4/28 - Kasey Cooper, AU; 5/5 - Sydney Littlejohn, UA

### 2015

**Player:** 2/9 - Alex Hugo, UG; 2/16 - Haylie McCleney, UA; 2/23 - Savhanna Jaquish, LS; 3/2 - A.J. Andrews, LS; 3/9 - Emily Carosone, AU; 3/16 - Bianca Bell, LS; 3/23 - Bianca Bell, LS; 3/30 - Allison Brown, Ole Miss; 4/6 - Brannadi Melero, AU & Bailey Landry, LS; 4/13 - Savhanna Jaquish, LS; 4/20 - Sami Fagan, MO; 4/27 - Kelsey Stewart, UF; 5/4 - Annie Aldrete, UT

**Pitcher:** 2/9 - Sydney Littlejohn, UA & Kelsey Nunley, UK; 2/16 - Lauren Haeger, UF; 2/23 - Paige Lowary, MO; 3/2 - Delanie Gourley, UF; 3/9 - Sydney Littlejohn, UA; 3/16 - Nickie Blue, SC; 3/23 - Chelsea Wilkinson, UG; 3/30 - Kelsey Nunley, UK & Alexis Silkwood, MS; 4/6 - Alexis Silkwood, MS; 4/13 - Lauren Haeger, UF & Chelsea Wilkinson, UG; 4/20 - Madi Osias, UM; 4/27 - Leslie Jury, UA & Lauren Haeger, UF; 5/5 - Carley Hoover, LS

**Freshman:** 2/9 - Cortni Emanuel, UG; 2/16 - Allie Walljasper, LS; 2/23 - Kayli Kvistad, UF; 3/2 - Aleshia Ocasio, UF; 3/9 - Meghan Gregg, UT; 3/16 - Demi Turner, UA; 3/23 - Carley Hoover, LS; 3/30 - Demi Turner, UA; 4/6 - Carley Hoover, LS; 4/13 - Nicole DeWitt, UF; 4/20 - Allie Walljasper, LS; 4/27 - Nicole DeWitt, UF & Paige Lowary, MO; 5/4 - Tori Vidales, AM

## LOUISVILLE SLUGGER/NFCA ALL-AMERICANS

### 1997

**FIRST TEAM:** Trinity Johnson, SC

**SECOND TEAM:** Tina Plew, SC

### 1998

**SECOND TEAM:** Kelly Kretschman, UA

**THIRD TEAM:** Chelsey Sakizzie, UF; Jodi Otten, LS

### 1999

**FIRST TEAM:** Ashlee Ducote, LS; Kim Pietro, SC

**SECOND TEAM:** Kelly Kretschman, UA; Kellie Wilkerson, MS

**THIRD TEAM:** Carrie Moreman, UA

### 2000

**FIRST TEAM:** Ginger Jones, UA; Kelly Kretschman, UA; Ashlee Ducote, LS; Stephanie Hastings, LS; Kerri McCullum, MS; Kellie Wilkerson, MS

**SECOND TEAM:** Britni Sneed, LS

**THIRD TEAM:** Shelley Laird, UA; Tara Asbill, LS

### 2001

**FIRST TEAM:** Britni Sneed, LS; Kelly Kretschman, UA; Kellie Wilkerson, MS

**SECOND TEAM:** Shelley Laird, UA; Jackie McClain, UA; Ashley Moore, AU

**THIRD TEAM:** Suzanne Olcott, UA

### 2002

**FIRST TEAM:** Ashley Courtney, UA; Britni Sneed, LS

**SECOND TEAM:** Jackie McClain, UA; Nicole Barber, UG; Trena Peel, LS; Kellie Wilkerson, MS



# HONORS

ALABAMA • ARKANSAS • AUBURN • FLORIDA • GEORGIA • KENTUCKY • LSU • OLE MISS

## ALL-TIME HONORS

**THIRD TEAM:** Kim Wendland, UG

### 2003

**FIRST TEAM:** Iyhia McMichael, MS

**SECOND TEAM:** Jackie McClain, UA; Michelle Green, UG; Nicole Barber, UG

**THIRD TEAM:** Kristin Schmidt, LS

### 2004

**FIRST TEAM:** Monica Abbott, UT; Kim Wendland, UG; Nicole Barber, UG; Iyhia McMichael, MS

**SECOND TEAM:** LaDonia Hughes, LS; Kristin Schmidt, LS

**THIRD TEAM:** Kristen Keyes, AU; Sara Dean, AU; Leslie Klein, LS; Jackie McClain, UA

### 2005

**FIRST TEAM:** Monica Abbott, UT; Kim Wendland, UG; Courtney Bures, MS; Sarah Fekete, UT

**SECOND TEAM:** Michelle Green, UG; Ashley Courtney, UA; Kristi Durant, UT; Holly Currie, AU; Lindsay Schutzler, UT; Stephanie VanBrakle, UA

**THIRD TEAM:** Paige Jones, AU

### 2006

**FIRST TEAM:** P-Monica Abbott, UT; SS-Lindsay Schutzler, UT; OF-Sarah Fekete, UT; DP-Kristi Durant, UT; AL-Tonya Callahan, UT

**SECOND TEAM:** OF-Kellie Middleton, UG; AL-Stephanie VanBrakle, UA

**THIRD TEAM:** P-Emily Turner, LS; 3B-Megan McAllister, UG; OF-Brittany Rogers, UA; UT-Jessica Doucette, UG; AL-Leslie Klein, LS

### 2007

**FIRST TEAM:** 2B-Lauren Parker, UA; OF-India Chile, UT; U/Non-P-Chelsea Bramlett, MS; C-Killian Roessner, LS; P-Monica Abbott, UT

**SECOND TEAM:** P-Stacey Nelson, UF; 1B-Tonya Callahan, UT; OF-Brittany Rogers, UA; At-Large/OF-Lindsay Schutzler, UT

**THIRD TEAM:** P-Christy Owens, UA; At-Large/2B-Kim Waleszonia, UF

### 2008

**FIRST TEAM:** P-Stacey Nelson, UF; C-Chelsea Bramlett, MS; 1B-Ali Gardiner, UF; 3B-Tonya Callahan, UT; OF-Brittany Rogers, UA; UT/Non-P-Lauren Grill, UM; At-Large/SS-Courtney Bures, MS; At-Large/3B-Kelley Montalvo, UA; At-Large/UT-P-Charlotte Morgan, UA

**SECOND TEAM:** 2B-Aja Paculba, UF; At-Large/OF-Francesca Enea, UF

**THIRD TEAM:** P-Kelsi Dunne, UA; At-Large/OF-Kim Waleszonia, UF

### 2009

**FIRST TEAM:** P-Kelsi Dunne, UA; P-Stacey Nelson, UF; C-Chelsea Bramlett, MS; 3B-Alisa Goler, UG; At-Large/U-P-Charlotte Morgan, UA; At-Large/OF-Taylor Schlopy, UG

**SECOND TEAM:** P-Stephanie Brombacher, UF; 1B-Tiffany Huff, UT; 2B-Aja Paculba, UF; SS-Molly Johnson, UK; OF-Kelsey Bruder, UF; OF-Francesca Enea, UF; OF-Brittany Rogers, UA

**THIRD TEAM:** OF-Kirsten Shortridge, LS

### 2010

**FIRST TEAM:** C - Chelsea Bramlett, MS; OF - Kirsten Shortridge, LS

**SECOND TEAM:** OF - Taylor Schlopy, UG; OF - Francesca Enea, UF; UT/P - Charlotte Morgan, UA; 2B - Kayla Braud, UA; 3B - Alisa Goler, UG

**THIRD TEAM:** SS - Lauren Grill, UM; OF - Raven Chavanne, UT; UT/Non-P/DP - Miranda Dixon, AR; P - Stephanie Brombacher, UF; OF - Kat Dotson, UT; P - Kelsi Dunne, UA

### 2011

**FIRST TEAM:** 1B - Megan Bush, UF; 2B - Lauren Gibson, UT; OF - Kayla Braud, UA; OF - Kelsey Bruder, UF; UT/P - Jackie Traina, UA; At-Large/P - Kelsi Dunne, UA; At-Large/UT - NP Brittany Schutte, UF

**SECOND TEAM:** P - Hannah Rogers, UF; OF - Raven Chavanne, UT; OF - Megan Wiggins, UG; At-Large/3B - Alisa Goler, UG; At-Large/SS - Whitney Larsen, UA

### 2012

**FIRST TEAM:** P - Ellen Renfroe, UT; 2B - Lauren Gibson, UT; OF - Michelle Moultrie, UF; At-Large/P - Rachele Fico, LS; At-Large/UT-P - Jackie Traina, UA

**SECOND TEAM:** P - Hannah Rogers, UF; 3B - Raven Chavanne, UT; SS - Kaila Hunt, UA; UT/Non-P/DP - Amanda Locke, UA; At-Large/C - Kristyn Sandberg, UG; At-Large/SS - Madison Shipman, UT

**THIRD TEAM:** P - Erin Arevalo, UG; OF - Jennifer Fenton, UA

### 2013

**FIRST TEAM:** 2B - Lauren Gibson, UT; 3B - Raven Chavanne, UT; SS - Madison Shipman, UT; OF - Kayla Braud, UA; At Large/P - Chelsea Thomas, Mizz; At Large/UT/P - Lauren Haeger, UF; second team: P - Hannah Rogers, UF; OF - Raven Chavanne, UT; OF - Megan Wiggins, UG; At-Large/3B - Alisa Goler, UG; At-Large/SS - Whitney Larsen, UA

**SECOND TEAM:** OF - Haylie McCleney, UA; UT/Non-P or DP - Cali Lanphear, TAMU; At-Large/2B - Kaila Hunt, UA

**THIRD TEAM:** 1B - Geri Ann Glasco, Uga; OF - A. J. Andrews, LSU; UT/P - Jackie Traina, UA; At-Large/UT-P - Mel Domezich, TAMU

### 2014

**FIRST TEAM:** P - Jaclyn Traina, UA; 2B - Alex Hugo, UG; OF - Haylie McCleney, UF; OF - Brandi Melero, AU; At Large/SS - Madison Shipman, UT; At-Large/2B - Kelsey Stewart, UF

**SECOND TEAM:** UT/Non-P or DP - Savannah Jaquish, LS; At-Large/3B - Kasey Cooper, AU; At-Large/C - Annie Aldrete, UT; At-Large-P - Chelsea Wilkinson, UG

**THIRD TEAM:** 2B - Emily Carosone, AU; Taylor Gadbois, MO; At-Large/P - Hannah Rogers; At-Large/OF - Cassie Tysarczyk, AM

### 2015

**FIRST TEAM:** 2B - Emily Carosone, AU; 3B - Kasey Cooper, AU; SS - Bianca Bell, LS; OF - Haylie McCleney, UA; UT/P - Lauren Haeger, UF; At-Large/2B - Kelsey Stewart, UF; At-Large/OF - Alaynie Page, SC

**SECOND TEAM:** P - Alexis Osorio, UA; 2B - Alex Hugo, UG; OF - Bailey Landry, LS; DP or UT/Non-Pitcher - Savannah Jaquish, LS; At-Large/UT/P - Rainey Gaffin, UT

**THIRD TEAM:** P - Carley Hoover, LS; P - Allie Walljasper, LS; 2B - Demi Turner, UA; 3B - Marisa Runyon, UA; OF - Tiffany Howard, AU; DP or UT/Non-Pitcher - Cortni Emanuel, UG; At-Large/P - Aleshia Ocasio, UF



## SEC IN THE FINAL POLLS

### SEC IN THE FINAL ESPN.COM/USA SOFTBALL POLL

#### 2003

- 7. Alabama
- 14. Georgia
- 17. LSU
- 24. South Carolina

#### 2004

- 2. LSU
- 12. Alabama
- 13. Georgia
- 16. Tennessee
- 20. Auburn
- 25. Florida

#### 2005

- 3. Tennessee
- 7. Alabama
- 10. Georgia
- 22. Auburn

#### 2006

- 4. Tennessee
  - 7. Alabama
  - 10. LSU
  - 13. Georgia
- Receiving Votes: Auburn

#### 2007

- 2. Tennessee
- 10. LSU
- 11. Alabama
- 15. Florida
- 24. South Carolina

#### 2008

- 3. Florida
  - 4. Alabama
  - 17. Tennessee
  - 18. Georgia
  - 19. LSU
- Receiving Votes: Mississippi State

#### 2009

- 2. Florida
  - 3. Alabama
  - 4. Georgia
  - 16. Tennessee
  - 19. LSU
- Receiving Votes: Kentucky

#### 2010

- 3. Tennessee
- 4. Georgia
- 6. Florida
- 8. Alabama
- 18. LSU

#### 2010

- 2. Florida
- 3. Alabama
- 9. Georgia
- 12. Kentucky
- 16. Tennessee
- 22. LSU

#### 2012

- 1. Alabama
- 6. LSU
- 7. Tennessee
- 10. Georgia
- 16. Florida

#### 2013

- 2. Tennessee
- 5. Florida
- 10. Alabama

- 11. Missouri
- 12. Kentucky
- 13. Texas A&M
- 16. LSU
- 22. Georgia

#### 2014

- 1. Florida
- 2. Alabama
- 6. Kentucky
- 11. Tennessee
- 12. Georgia
- 18. Missouri
- 21. Auburn
- 22. LSU

#### 2015

- 1. Florida
  - 3. Auburn
  - 4. LSU
  - 6. Alabama
  - 8. Tennessee
  - 12. Georgia
  - 14. Missouri
  - 17. Kentucky
- Receiving Votes: Texas A&M, Mississippi State

### SEC IN THE FINAL USA TODAY/NFCA COACHES POLL

#### 1997

- 7. South Carolina

#### 1998

- 13. LSU
- 25. Florida

#### 1999

- 11. LSU
- 19. South Carolina

#### 2000

- 6. Alabama
- 9. LSU
- 21. Mississippi State
- 22. South Carolina
- 25. Florida

#### 2001

- 13. LSU
- 10. Alabama
- 23. South Carolina

#### 2002

- 9. LSU
- 12. South Carolina
- 22. Georgia

#### 2003

- 7. Alabama
- 11. Georgia
- 15. LSU
- 21. South Carolina

#### 2004

- 3. LSU
- 12. Alabama

- 13. Georgia
- 16. Tennessee
- 20. Auburn
- 25. Florida

#### 2005

- 3. Tennessee
- 7. Alabama
- 9. Georgia
- 20. Auburn

#### 2006

- 4. Tennessee
  - 7. Alabama
  - 11. LSU
  - 13. Georgia
  - 22. Auburn
- Receiving Votes - Florida

#### 2007

- 2. Tennessee
- 9. Alabama
- 10. LSU
- 14. Florida
- 21. South Carolina

#### 2008

- 3. Florida
  - 4. Alabama
  - 14. Tennessee
  - 17. Georgia
  - 18. LSU
- Receiving Votes: Mississippi State, Auburn

#### 2009

- 2. Florida

- 3. Alabama
  - 4. Georgia
  - 19. LSU
  - 20. Tennessee
- Receiving Votes: Kentucky

#### 2010

- 3. Georgia
  - 4. Tennessee
  - 6. Florida
  - 9. Alabama
  - 19. LSU
- Receiving Votes: Kentucky

#### 2011

- 2. Florida
- 3. Alabama
- 9. Georgia
- 13. Kentucky
- 18. Tennessee
- 22. LSU

#### 2012

- 1. Alabama
  - 6. Tennessee
  - 7. LSU
  - 10. Georgia
  - 18. Florida
- Receiving votes: Kentucky, Arkansas

#### 2013

- 2. Tennessee
- 5. Florida
- 10. Alabama
- 11. Missouri
- 13. Texas A&M
- 14. Kentucky

- 18. LSU

#### 2014

- 1. Florida
- 2. Alabama
- 6. Kentucky
- 12. Tennessee
- 13. Georgia
- 19. Missouri
- 20. Auburn
- 21. LSU
- 25. Texas A&M

#### 2015

- 1. Florida
  - 3. Auburn
  - 4. LSU
  - 6. Alabama
  - 8. Tennessee
  - 12. Missouri
  - 13. Georgia
  - 17. Kentucky
- Receiving Votes: Texas A&M



# HONORS

ALABAMA • ARKANSAS • AUBURN • FLORIDA • GEORGIA • KENTUCKY • LSU • OLE MISS

## ACADEMIC HONOR ROLL

### 1999

Kelley Askew . . . . . Alabama  
 Amy Bernard . . . . . Alabama  
 Kristi Black . . . . . Alabama  
 Penny Cope . . . . . Alabama  
 Kristi Frenier . . . . . Alabama  
 Ginger Jones . . . . . Alabama  
 Kelly Kretschman . . . . . Alabama  
 Christy Kyle . . . . . Alabama  
 Jennifer Bottoms . . . . . Arkansas  
 Jennifer Cirigliano . . . . . Arkansas  
 Dana Gulick . . . . . Arkansas  
 Elizabeth Landgraf . . . . . Arkansas  
 Christy Ralph . . . . . Arkansas  
 Katherine Skaife . . . . . Arkansas  
 Sheri Wharmund . . . . . Arkansas  
 Rebecca Cleary . . . . . Auburn  
 Wendy Cork . . . . . Auburn  
 Ashley Boone . . . . . Florida  
 Jennifer Cordero . . . . . Florida  
 Elizabeth Dieter . . . . . Florida  
 Jennifer Lutsi . . . . . Florida  
 Emily Marino . . . . . Florida  
 Beth Adams . . . . . Georgia  
 Chrissy Gavin . . . . . Georgia  
 Stephanie Halminski . . . . . Georgia  
 Laurin Makohon . . . . . Georgia  
 Kim McClung . . . . . Georgia  
 Natalie Price . . . . . Georgia  
 Lisa Schutt . . . . . Georgia  
 Michelle Bucci . . . . . Kentucky  
 Keary Camunas . . . . . Kentucky  
 Tiffany Kruse . . . . . Kentucky  
 Leslie Kwiatkowski . . . . . Kentucky  
 Sarah Snider . . . . . Kentucky  
 Tara Asbill . . . . . LSU  
 April Janzen . . . . . LSU  
 Sophia Mount . . . . . LSU  
 Stacey Newton . . . . . LSU  
 Taryn Perry . . . . . LSU  
 Trisha Ward . . . . . LSU  
 Auburne Ziober . . . . . LSU  
 Kara Chapman . . . . . Ole Miss  
 Kaci Coffee . . . . . Ole Miss  
 Amanda Fine . . . . . Ole Miss  
 Mandy Shklar . . . . . Ole Miss  
 Heather Swinney . . . . . Ole Miss  
 Stephanie Vaglica . . . . . Ole Miss  
 Allison Willrath . . . . . Ole Miss  
 Bobbi Wurth . . . . . Ole Miss  
 Autumn Anderson . . . . . Miss. State  
 Chris Bushby . . . . . Miss. State  
 Tracy Clark . . . . . Miss. State  
 Michelle Gates . . . . . Miss. State  
 Jennifer Hehnke . . . . . Miss. State  
 Nichole Henry . . . . . Miss. State  
 Kendall Kimbrough . . . . . Miss. State  
 A.J. Lott . . . . . Miss. State  
 Keri McCallum . . . . . Miss. State  
 Karrie Rider . . . . . Miss. State  
 Robyn Schlagheck . . . . . Miss. State  
 Megan Donohoo . . . . . S. Carolina  
 Kim Pietro . . . . . S. Carolina  
 Leanna Troesh . . . . . S. Carolina  
 Jamie Williams . . . . . S. Carolina  
 Sarah Ayres . . . . . Tennessee  
 Kenyail Norris . . . . . Tennessee  
 Jennifer Steele . . . . . Tennessee  
 Maria Torres . . . . . Tennessee

### 2000

Kelley Askew . . . . . Alabama  
 Ginger Jones . . . . . Alabama  
 Kelly Kretschman . . . . . Alabama  
 Christy Kyle . . . . . Alabama  
 Suzanne Olcott . . . . . Alabama  
 Kristi Frenier . . . . . Alabama  
 Paula White . . . . . Alabama  
 Jennifer Bottoms . . . . . Arkansas  
 Jennifer Cirigliano . . . . . Arkansas  
 Katy Skaife . . . . . Arkansas  
 Sheri Wharmund . . . . . Arkansas  
 Tiffany Woolley . . . . . Arkansas  
 Becky Cleary . . . . . Auburn  
 Jennifer Kraemer . . . . . Auburn  
 Kimball Pratt . . . . . Auburn  
 Ashley Boone . . . . . Florida  
 Elizabeth Dieter . . . . . Florida  
 Emily Marino . . . . . Florida  
 Andrea Zimbardi . . . . . Florida  
 Jennifer Cordero . . . . . Florida  
 Jennifer Lutsi . . . . . Florida  
 Lora Pinkerton . . . . . Florida  
 Beth Adams . . . . . Georgia  
 Stephanie Halminski . . . . . Georgia  
 Laurin Makohon . . . . . Georgia  
 Kim McClung . . . . . Georgia  
 Natalie Price . . . . . Georgia  
 Peyton Rhodes . . . . . Georgia  
 Melanie Robertson . . . . . Georgia  
 Lisa Schutt . . . . . Georgia  
 Colleen Boddy . . . . . Kentucky  
 Michelle Bucci . . . . . Kentucky  
 Keary Camunas . . . . . Kentucky  
 Angie Dal Pozzo . . . . . Kentucky  
 Sandi Dengler . . . . . Kentucky  
 Beth Fogle . . . . . Kentucky  
 Jennifer Howland . . . . . Kentucky  
 Tiffany Kruse . . . . . Kentucky  
 Leslie Kwiatkowski . . . . . Kentucky  
 Tracie Potts . . . . . Kentucky  
 Sarah Snider . . . . . Kentucky  
 Tara Asbill . . . . . LSU  
 Stephanie Hastings . . . . . LSU  
 Stacey Newton . . . . . LSU  
 Taryn Perry . . . . . LSU  
 Jennifer Schuelke . . . . . LSU  
 Britni Sneed . . . . . LSU  
 Julie Stashko . . . . . LSU  
 Auburne Ziober . . . . . LSU  
 Kara Chapman . . . . . Ole Miss  
 Kaci Coffee . . . . . Ole Miss  
 Jamie Cummings . . . . . Ole Miss  
 Mackenzie Emel . . . . . Ole Miss  
 Amanda Fine . . . . . Ole Miss  
 Mandy Shklar . . . . . Ole Miss  
 Heather Swinney . . . . . Ole Miss  
 Allison Willrath . . . . . Ole Miss  
 Bobbi Worth . . . . . Ole Miss  
 Audra Wadsworth . . . . . Ole Miss  
 Korrie Kashuba . . . . . Ole Miss  
 Christine Bushby . . . . . Miss. State  
 Jennifer Hehnke . . . . . Miss. State  
 Kendall Kimbrough . . . . . Miss. State  
 Keri McCallum . . . . . Miss. State  
 Robyn Schlagheck . . . . . Miss. State  
 Michelle Gates . . . . . Miss. State  
 Nichole Henry . . . . . Miss. State  
 Anna Joyce Lott . . . . . Miss. State  
 Karrie Rider . . . . . Miss. State  
 Megan Donohoo . . . . . S. Carolina

Megan Matthews . . . . . S. Carolina  
 Joyce McMillin . . . . . S. Carolina  
 Jamie Williams . . . . . S. Carolina  
 Nicole Murray . . . . . Tennessee  
 Maria Torres . . . . . Tennessee

### 2001

Kelley Askew . . . . . Alabama  
 Lise DeBruin . . . . . Alabama  
 Ginger Jones . . . . . Alabama  
 Christy Kyle . . . . . Alabama  
 Kelly Kretschman . . . . . Alabama  
 Suzanne Olcott . . . . . Alabama  
 Jennifer Reach . . . . . Alabama  
 Jennifer Bottoms . . . . . Arkansas  
 Kimberly Eiben . . . . . Arkansas  
 Tiffany Woolley . . . . . Arkansas  
 Julie Young . . . . . Arkansas  
 Rebecca Cleary . . . . . Auburn  
 Jennifer Kraemer . . . . . Auburn  
 Kimball E. Pratt . . . . . Auburn  
 Kim Freeland . . . . . Auburn  
 Jennifer Hammock . . . . . Auburn  
 Robin Thornburg . . . . . Auburn  
 Catherine Landry . . . . . Florida  
 Emily Marino . . . . . Florida  
 Nicole Michael . . . . . Florida  
 Andrea Zimbardi . . . . . Florida  
 Jennifer Brown . . . . . Florida  
 Laurin Makohon . . . . . Georgia  
 Julie Raiskums . . . . . Georgia  
 Melanie Robertson . . . . . Georgia  
 Colleen Boddy . . . . . Kentucky  
 Michelle Bucci . . . . . Kentucky  
 Angela Dal Pozzo . . . . . Kentucky  
 Sandi Dengler . . . . . Kentucky  
 Beth Fogle . . . . . Kentucky  
 Jennifer Howland . . . . . Kentucky  
 Tiffany Kruse . . . . . Kentucky  
 Leslie Kwiatkowski . . . . . Kentucky  
 Tracie Potts . . . . . Kentucky  
 Sarah Snider . . . . . Kentucky  
 Stephanie Hastings . . . . . LSU  
 April Janzen . . . . . LSU  
 Britni Sneed . . . . . LSU  
 Julie Wiese . . . . . LSU  
 Auburne Ziober . . . . . LSU  
 Jamie Cummings . . . . . Ole Miss  
 Mackenzie Emel . . . . . Ole Miss  
 Lindsay Price . . . . . Ole Miss  
 Julie Baumann . . . . . Ole Miss  
 Jillian Best . . . . . Miss. State  
 Jennifer Jessup . . . . . Miss. State  
 Anna Joyce Lott . . . . . Miss. State  
 Jennifer Nelson . . . . . Miss. State  
 Robyn Schlagheck . . . . . Miss. State  
 Cheri Smith . . . . . Miss. State  
 Kasey Whitehead . . . . . Miss. State  
 Kellie Wilkerson . . . . . Miss. State  
 Christine Bushby . . . . . Miss. State  
 Jennifer Hehnke . . . . . Miss. State  
 Nichole Henry . . . . . Miss. State  
 Kendall Kimbrough . . . . . Miss. State  
 Keri McCallum . . . . . Miss. State  
 Karrie Rider . . . . . Miss. State  
 Megan Donohoo . . . . . S. Carolina  
 Jodi Fitro . . . . . S. Carolina  
 Megan Matthews . . . . . S. Carolina  
 Joyce McMillin . . . . . S. Carolina  
 Stephanie Humphrey . . . . . Tennessee  
 Janette Koshell . . . . . Tennessee  
 Hannah Law . . . . . Tennessee  
 Maura Mollet . . . . . Tennessee  
 Nicole Murray . . . . . Tennessee  
 Melissa Radley . . . . . Tennessee

### 2002

Kelley Askew . . . . . Alabama  
 Suzanne Olcott . . . . . Alabama  
 Jennifer Reach . . . . . Alabama  
 Kelly Kretschman . . . . . Alabama  
 Ginger Jones . . . . . Alabama  
 Shelley Laird . . . . . Alabama  
 Jen Bottoms . . . . . Arkansas  
 Nicole Deeter . . . . . Arkansas  
 Kim Eiben . . . . . Arkansas  
 Kelli Nims . . . . . Arkansas  
 Tiffany Woolley . . . . . Arkansas  
 Julie Young . . . . . Arkansas  
 Arin Cobb . . . . . Auburn  
 Kimberly Freeland . . . . . Auburn  
 Jennifer Hammock . . . . . Auburn  
 Jennifer Kraemer . . . . . Auburn  
 Kimball Pratt . . . . . Auburn  
 Jennifer Brown . . . . . Florida  
 Jacqueline Marchetta . . . . . Florida  
 Emily Marino . . . . . Florida  
 Priscilla Walden . . . . . Florida  
 Andrea Zimbardi . . . . . Florida  
 Laurin Makohon . . . . . Georgia  
 Julie Raiskums . . . . . Georgia  
 Melanie Robertson . . . . . Georgia  
 Michelle Tyree . . . . . Georgia  
 Kirsten Vaughan . . . . . Georgia  
 Morgan Marr . . . . . Kentucky  
 Lyndsey Angus . . . . . Kentucky  
 Angela Dal Pozzo . . . . . Kentucky  
 Sandi Dengler . . . . . Kentucky  
 Beth Fogle . . . . . Kentucky  
 Jennifer Howland . . . . . Kentucky  
 Tiffany Kruse . . . . . Kentucky  
 Leslie Kwiatkowski . . . . . Kentucky  
 Beth Wiegand . . . . . Kentucky  
 Jill Crawford . . . . . LSU  
 April Janzen . . . . . LSU  
 Britni Sneed . . . . . LSU  
 Julie Wiese . . . . . LSU  
 Auburne Ziober . . . . . LSU  
 Jamie Cummings . . . . . Ole Miss  
 Mackenzie Emel . . . . . Ole Miss  
 Phyllis Manley . . . . . Ole Miss  
 Lindsay Price . . . . . Ole Miss  
 Amber Slaton . . . . . Ole Miss  
 Julie Baumann . . . . . Ole Miss  
 Tina Sclafani . . . . . Ole Miss  
 Jillian Best . . . . . Miss. State  
 Jennifer Jessup . . . . . Miss. State  
 Anna Joyce Lott . . . . . Miss. State  
 Jennifer Nelson . . . . . Miss. State  
 Robyn Schlagheck . . . . . Miss. State  
 Kasey Whitehead . . . . . Miss. State  
 Megan Donohoo . . . . . S. Carolina  
 Jodi Fitro . . . . . S. Carolina  
 Megan Matthews . . . . . S. Carolina  
 Joyce McMillin . . . . . S. Carolina  
 Stephanie Humphrey . . . . . Tennessee  
 Janette Koshell . . . . . Tennessee  
 Hannah Law . . . . . Tennessee  
 Maura Mollet . . . . . Tennessee  
 Nicole Murray . . . . . Tennessee  
 Melissa Radley . . . . . Tennessee





## ACADEMIC HONOR ROLL

Maria Torres . . . . . Tennessee

### 2003

Casey Cockrum . . . . . Alabama  
 Angela Johnson . . . . . Alabama  
 Jackie McClain . . . . . Alabama  
 Suzanne Olcott . . . . . Alabama  
 Jennifer Reach . . . . . Alabama  
 Leah White . . . . . Alabama  
 Kim Eiben . . . . . Arkansas  
 Lisa Nieman . . . . . Arkansas  
 Kelli Nims . . . . . Arkansas  
 Blaire Woodward . . . . . Arkansas  
 Tiffany Woolley . . . . . Arkansas  
 Julie Young . . . . . Arkansas  
 Lindsey Chitwood . . . . . Auburn  
 Kimberly M. Freeland . . . . . Auburn  
 Tyanne M. Fries . . . . . Auburn  
 Jennifer A. Hammock . . . . . Auburn  
 Jennifer L. Lofton . . . . . Auburn  
 Martha M. Phillips . . . . . Auburn  
 Nicole Baldwin . . . . . Florida  
 Jennifer Brown . . . . . Florida  
 Ashley Cutcliff . . . . . Florida  
 Jessica Franklin . . . . . Florida  
 Jenilee Garner . . . . . Florida  
 Ashlie Goble . . . . . Florida  
 Brittani Houghton . . . . . Florida  
 Amanda Knowles . . . . . Florida  
 Jackie Marchetta . . . . . Florida  
 Stacy Rosen . . . . . Florida  
 Mandy Schuerman . . . . . Florida  
 Priscilla Walden . . . . . Florida  
 Andrea Zimbardi . . . . . Florida  
 Amy Brannan . . . . . Georgia  
 Kristen Bell . . . . . Georgia  
 Katie Lewis . . . . . Georgia  
 Molly McWilliams . . . . . Georgia  
 Julie Raiskums . . . . . Georgia  
 Michelle Tyree . . . . . Georgia  
 Lyndsey Angus . . . . . Kentucky  
 Kimberly Brooks . . . . . Kentucky  
 Meghan Cooper . . . . . Kentucky  
 Angela Dal Pozzo . . . . . Kentucky  
 Sandi Dengler . . . . . Kentucky  
 Beth Fogle . . . . . Kentucky  
 Rachel Friberg . . . . . Kentucky  
 Jennifer Howland . . . . . Kentucky  
 Nneka Jones . . . . . Kentucky  
 Morgan Marr . . . . . Kentucky  
 Lindsey Howard . . . . . LSU  
 April Janzen . . . . . LSU  
 Tessa Lynam . . . . . LSU  
 Sarah Meadors . . . . . LSU  
 Britni Sneed . . . . . LSU  
 Julie Wiese . . . . . LSU  
 Julie Baumann . . . . . Ole Miss  
 Andrea Brahs . . . . . Ole Miss  
 Leslie Day . . . . . Ole Miss  
 Britte Hardy . . . . . Ole Miss  
 Megan Kozar . . . . . Ole Miss  
 Desiree Layman . . . . . Ole Miss  
 Lindsay Price . . . . . Ole Miss  
 Lindsey Whatley . . . . . Ole Miss  
 Jillian Best . . . . . Miss. State  
 Blaire Brown . . . . . Miss. State  
 Kathryn Jaspers . . . . . Miss. State  
 Jennifer Jessup . . . . . Miss. State  
 Tanelda McDonald . . . . . Miss. State  
 Iyhia McMichael . . . . . Miss. State  
 Amy Mosley . . . . . Miss. State

Lindsay Nelson . . . . . Miss. State  
 Krystal Tillman . . . . . Miss. State  
 Jennifer Waterman . . . . . Miss. State  
 Adrianna Baggetta . . . . . S. Carolina  
 Amber Curtis . . . . . S. Carolina  
 Jodi Fitro . . . . . S. Carolina  
 Kristin Hall . . . . . S. Carolina  
 Samantha Jennings . . . . . S. Carolina  
 Megan Matthews . . . . . S. Carolina  
 Danielle Quinones . . . . . S. Carolina  
 Melissa Sandel . . . . . S. Carolina  
 Derbalee Troesh . . . . . S. Carolina  
 Nicole Borg . . . . . Tennessee  
 Stephanie Humphrey . . . . . Tennessee  
 Nicole Murray . . . . . Tennessee  
 Maria Torres . . . . . Tennessee

### 2004

Ashley Courtney . . . . . Alabama  
 Emily Currie . . . . . Alabama  
 Angela Johnson . . . . . Alabama  
 Jackie McClain . . . . . Alabama  
 Capper Reed . . . . . Alabama  
 Stephanie VanBrakle . . . . . Alabama  
 Leah White . . . . . Alabama  
 Jackie Wilkins . . . . . Alabama  
 Erin Wright . . . . . Alabama  
 Jennifer Wright . . . . . Alabama  
 Michele Bisaccia . . . . . Arkansas  
 Ashley Carter . . . . . Arkansas  
 Nicole Deeter . . . . . Arkansas  
 Shana Easley . . . . . Arkansas  
 Melissa Johnson . . . . . Arkansas  
 Valanna Lyons . . . . . Arkansas  
 Melinda O'Malley . . . . . Arkansas  
 Blaire Perry . . . . . Arkansas  
 Heather Schlichtman . . . . . Arkansas  
 Lindsey R. Chitwood . . . . . Auburn  
 Sara E. Dean . . . . . Auburn  
 Jennifer M. Diaz . . . . . Auburn  
 Camis L. Fenn . . . . . Auburn  
 J. Paige Jones . . . . . Auburn  
 Martha M. Phillips . . . . . Auburn  
 Nicole Baldwin . . . . . Florida  
 Kristen Butler . . . . . Florida  
 Lindsey Cameron . . . . . Florida  
 Jenilee Garner . . . . . Florida  
 Jennifer Gladding . . . . . Florida  
 Amanda Knowles . . . . . Florida  
 Amanda Moore . . . . . Florida  
 Lindsay Norfleet . . . . . Florida  
 Laura Templeton . . . . . Florida  
 Mirelis Torres . . . . . Florida  
 Michelle Green . . . . . Georgia  
 Jade Jarvis . . . . . Georgia  
 Katie Lewis . . . . . Georgia  
 Megan Cooper . . . . . Kentucky  
 Rachel Friberg . . . . . Kentucky  
 Amy Kendall . . . . . Kentucky  
 Lori Melchi . . . . . Kentucky  
 Leigh Ann Danos . . . . . LSU  
 Stephanie Hill . . . . . LSU  
 LaDonia Hughes . . . . . LSU  
 Leslie Klein . . . . . LSU  
 Kristin Schmidt . . . . . LSU  
 Julie Wiese . . . . . LSU  
 Jill Bandhauer . . . . . Ole Miss  
 Andrea Brahs . . . . . Ole Miss  
 Jordan Chitwood . . . . . Ole Miss  
 Deann Justice . . . . . Ole Miss  
 Desiree Layman . . . . . Ole Miss

Amanda Ott . . . . . Ole Miss  
 Blaire Brown . . . . . Miss. State  
 Kathryn Jaspers . . . . . Miss. State  
 Jennifer Jessup . . . . . Miss. State  
 Tanelda McDonald . . . . . Miss. State  
 Iyhia McMichael . . . . . Miss. State  
 Shannon Miller . . . . . Miss. State  
 Lindsey Nelson . . . . . Miss. State  
 Meagan O'Nan . . . . . Miss. State  
 Stephanie Owens . . . . . Miss. State  
 Krystal Tillman . . . . . Miss. State  
 Jennifer Waterman . . . . . Miss. State  
 Brandi Watkins . . . . . Miss. State  
 Callye Williams . . . . . Miss. State  
 Meghan Cornett . . . . . S. Carolina  
 Nancy Crane . . . . . S. Carolina  
 Amber Curtis . . . . . S. Carolina  
 Kristin Hall . . . . . S. Carolina  
 Melanie Henkes . . . . . S. Carolina  
 Samantha Jennings . . . . . S. Carolina  
 Stacey Johnson . . . . . S. Carolina  
 Melissa Sandel . . . . . S. Carolina  
 Ashley Smith . . . . . S. Carolina  
 Kristi Durant . . . . . Tennessee  
 Stephanie Humphrey . . . . . Tennessee  
 Lauren Mattox . . . . . Tennessee  
 Amber Rhinehart . . . . . Tennessee

### 2005

Mandy Burford . . . . . Alabama  
 Ashley Courtney . . . . . Alabama  
 Emily Currie . . . . . Alabama  
 Kellie Deska . . . . . Alabama  
 Deasy Phillips . . . . . Alabama  
 Stephanie VanBrakle . . . . . Alabama  
 Jackie Wilkins . . . . . Alabama  
 Zenobia Davison . . . . . Arkansas  
 Shana Easley . . . . . Arkansas  
 Kallie Foglesong . . . . . Arkansas  
 Rachel LeMaster . . . . . Arkansas  
 Valanna Lyons . . . . . Arkansas  
 Melinda O'Malley . . . . . Arkansas  
 Blaire Perry . . . . . Arkansas  
 Sarah Topham . . . . . Arkansas  
 Lolani Alvarez . . . . . Auburn  
 Sara Dean . . . . . Auburn  
 Sara Ghezzi . . . . . Auburn  
 Jean Jones . . . . . Auburn  
 Robin Martin . . . . . Auburn  
 Nicole Russo . . . . . Auburn  
 Lauren Walton . . . . . Auburn  
 Nicole Baldwin . . . . . Florida  
 Kristen Butler . . . . . Florida  
 Ashlie Goble . . . . . Florida  
 Amanda Knowles . . . . . Florida  
 Lindsay Norfleet . . . . . Florida  
 Tiandra Pontene . . . . . Florida  
 Amanda Schuerman . . . . . Florida  
 Shelley Stevens . . . . . Florida  
 Stacey Stevens . . . . . Florida  
 Laura Templeton . . . . . Florida  
 Mirelis Torres . . . . . Florida  
 Marie Vogler . . . . . Florida  
 Melissa Zick . . . . . Florida  
 Kasi Carroll . . . . . Georgia  
 Melissa Cook . . . . . Georgia  
 Jodi Dyer . . . . . Georgia  
 Michelle Green . . . . . Georgia  
 Katie Griffith . . . . . Georgia  
 Jade Jarvis . . . . . Georgia  
 Katie Lewis . . . . . Georgia

Kelsey Todd . . . . . Georgia  
 Katie Campbell . . . . . Kentucky  
 Ashley Fertic . . . . . Kentucky  
 Gina Florence . . . . . Kentucky  
 Megan Glenn . . . . . Kentucky  
 Amber Janneck . . . . . Kentucky  
 Amy Kendall . . . . . Kentucky  
 Emily Marks . . . . . Kentucky  
 Lori Melchi . . . . . Kentucky  
 Jessica Nance . . . . . Kentucky  
 Gretchen Prugh . . . . . Kentucky  
 Jennifer Sibert . . . . . Kentucky  
 Lauren Delahoussaye . . . . . LSU  
 Stephanie Hill . . . . . LSU  
 Kristen Hobbs . . . . . LSU  
 Mary Jane Callahan . . . . . Ole Miss  
 Jordan Chitwood . . . . . Ole Miss  
 Stacy McCommon . . . . . Ole Miss  
 Amanda Ott . . . . . Ole Miss  
 Stephanie Comeaux . . . . . Miss. State  
 Kathryn Cooley . . . . . Miss. State  
 Blair Geddings . . . . . Miss. State  
 Hayle Guess . . . . . Miss. State  
 Sara Hickerson . . . . . Miss. State  
 Jennifer Jessup . . . . . Miss. State  
 Kathryn Johnson . . . . . Miss. State  
 Michelle Kinney . . . . . Miss. State  
 Tanelda McDonald . . . . . Miss. State  
 Keri McFarling . . . . . Miss. State  
 Kelli Miller . . . . . Miss. State  
 Callye Williams . . . . . Miss. State  
 Meghan Cornett . . . . . S. Carolina  
 Kristin Hall . . . . . S. Carolina  
 Melanie Henkes . . . . . S. Carolina  
 McKenna Hughes . . . . . S. Carolina  
 Aleca Johnson . . . . . S. Carolina  
 Darcy Norem . . . . . S. Carolina  
 Margaret Person . . . . . S. Carolina  
 Chrissy Schoonmaker . . . . . S. Carolina  
 Ashley Smith . . . . . S. Carolina  
 Brittany Beshso . . . . . Tennessee  
 Katherine Card . . . . . Tennessee  
 India Chiles . . . . . Tennessee  
 Ashley Cline . . . . . Tennessee  
 Kristi Durant . . . . . Tennessee  
 Sarah Fekete . . . . . Tennessee  
 Lindsay Schutzler . . . . . Tennessee

### 2006

Dominique Accetturo . . . . . Alabama  
 Kellie Deska . . . . . Alabama  
 Katie Johnson . . . . . Alabama  
 Chrissy Owens . . . . . Alabama  
 Blair Potter . . . . . Alabama  
 Jordan Praytor . . . . . Alabama  
 Staci Ramsey . . . . . Alabama  
 Stephanie VanBrakle . . . . . Alabama  
 Dani Woods . . . . . Alabama  
 Shana Easley . . . . . Arkansas  
 Kallie Foglesong . . . . . Arkansas  
 Katy Henry . . . . . Arkansas  
 Dayna Huckabee . . . . . Arkansas  
 Rachel LeMaster . . . . . Arkansas  
 Mindy O'Malley . . . . . Arkansas  
 Kayce Oale . . . . . Arkansas  
 Blaire Perry . . . . . Arkansas  
 Jorja Bell . . . . . Auburn  
 Holly Currie . . . . . Auburn  
 Sara Ghezzi . . . . . Auburn  
 Robin Martin . . . . . Auburn  
 Nicole Russo . . . . . Auburn



# HONORS

ALABAMA • ARKANSAS • AUBURN • FLORIDA • GEORGIA • KENTUCKY • LSU • OLE MISS

## ACADEMIC HONOR ROLL

Lauren Walton . . . . . Auburn  
 Kristen Butler . . . . . Florida  
 Lindsay Norfleet . . . . . Florida  
 Stacie Pestrak . . . . . Florida  
 Mary Ratliff . . . . . Florida  
 Shelley Stevens . . . . . Florida  
 Stacey Stevens . . . . . Florida  
 Laura Templeton . . . . . Florida  
 Mirelis Torres . . . . . Florida  
 Melissa Zick . . . . . Florida  
 Kasi Carroll . . . . . Georgia  
 Jodi Dyer . . . . . Georgia  
 Ashley Godfrey . . . . . Georgia  
 Katie Griffith . . . . . Georgia  
 Becky Mohl . . . . . Georgia  
 Kelsey Todd . . . . . Georgia  
 Samantha Allen . . . . . Kentucky  
 Meghan Cooper . . . . . Kentucky  
 Ashley Dimkich . . . . . Kentucky  
 Ashley Fertic . . . . . Kentucky  
 Gina Florence . . . . . Kentucky  
 Megan Glenn . . . . . Kentucky  
 Amy Kendall . . . . . Kentucky  
 Brooke Marnitz . . . . . Kentucky  
 Lori Melchi . . . . . Kentucky  
 Jennifer Sibert . . . . . Kentucky  
 Lauren Delahoussaye . . . . . LSU  
 Quinlan Duhon . . . . . LSU  
 Dee Dee Henderson . . . . . LSU  
 Stephanie Hill . . . . . LSU  
 Kristen Hobbs . . . . . LSU  
 Megan Jolly . . . . . LSU  
 Killian Roessner . . . . . LSU  
 Andrea Smith . . . . . LSU  
 Emily Turner . . . . . LSU  
 Kayla Mosley . . . . . Ole Miss  
 Mandy Ott . . . . . Ole Miss  
 Lauren Rowe . . . . . Ole Miss  
 Erin Faircloth . . . . . Ole Miss  
 Cathy Hacker . . . . . Ole Miss  
 Nakita Boyce . . . . . Miss. State  
 Courtney Bures . . . . . Miss. State  
 Stephanie Comeaux . . . . . Miss. State  
 Kathryn Cooley . . . . . Miss. State  
 Blair Geddings . . . . . Miss. State  
 Hayle Guess . . . . . Miss. State  
 Sara Hickerson . . . . . Miss. State  
 Lindsay Hunley . . . . . Miss. State  
 Kathryn Johnson . . . . . Miss. State  
 Michelle Kinney . . . . . Miss. State  
 Gina McCloud . . . . . Miss. State  
 Allison Meyer . . . . . Miss. State  
 Kelli Miller . . . . . Miss. State  
 Callye Williams . . . . . Miss. State  
 Jessica Barnes . . . . . S. Carolina  
 Melanie Henkes . . . . . S. Carolina  
 McKenna Hughes . . . . . S. Carolina  
 Kristi Hutchins . . . . . S. Carolina  
 Jessica Josker . . . . . S. Carolina  
 Lisa Longo . . . . . S. Carolina  
 Anna McDaniel . . . . . S. Carolina  
 Stefanie Norman . . . . . S. Carolina  
 Margaret Person . . . . . S. Carolina  
 Shannon Pouliot . . . . . S. Carolina  
 Christina Schoonmaker . . . . . S. Carolina  
 Ashley Smith . . . . . S. Carolina  
 Whitney Wierzbicki . . . . . S. Carolina  
 Monica Abbott . . . . . Tennessee  
 Katherine Card . . . . . Tennessee  
 India Chiles . . . . . Tennessee  
 Shannon Doepking . . . . . Tennessee

Kristi Durant . . . . . Tennessee  
 Sarah Fekete . . . . . Tennessee  
 Megan Rhodes . . . . . Tennessee  
 Caitlin Ryan . . . . . Tennessee  
 Lindsay Schutzler . . . . . Tennessee

### 2007

Mallory Benak . . . . . Alabama  
 Kellie Deska . . . . . Alabama  
 Kellie Eubanks . . . . . Alabama  
 Ashley Holcombe . . . . . Alabama  
 Katie Johnson . . . . . Alabama  
 Kelley Montalvo . . . . . Alabama  
 Chrissy Owens . . . . . Alabama  
 Lauren Parker . . . . . Alabama  
 Blair Potter . . . . . Alabama  
 Jordan Praytor . . . . . Alabama  
 Brittany Rogers . . . . . Alabama  
 Dani Woods . . . . . Alabama  
 Whitney Cloer . . . . . Arkansas  
 Brandy Foust . . . . . Arkansas  
 Hillary Freeman . . . . . Arkansas  
 Katy Henry . . . . . Arkansas  
 Dayna Huckabee . . . . . Arkansas  
 Kayla Johnson . . . . . Arkansas  
 Rachel Lemaster . . . . . Arkansas  
 Jocelyne Moncrief . . . . . Arkansas  
 Jorja Bell . . . . . Auburn  
 Sara Ghezzi . . . . . Auburn  
 Nicole Russo . . . . . Auburn  
 Lauren Walton . . . . . Auburn  
 Brittany Handy . . . . . Florida  
 Kristina Hilberth . . . . . Florida  
 Brooke Johnson . . . . . Florida  
 Savana Kelly . . . . . Florida  
 Stacey Nelson . . . . . Florida  
 Mary Ratliff . . . . . Florida  
 Stacey Stevens . . . . . Florida  
 Kimberly Waleszonia . . . . . Florida  
 Melissa Zick . . . . . Florida  
 Kathleen Backer . . . . . Georgia  
 Kasi Carroll . . . . . Georgia  
 Megan McAllister . . . . . Georgia  
 Kellie Middleton . . . . . Georgia  
 Rebecca Mohl . . . . . Georgia  
 Kristin Schnake . . . . . Georgia  
 Melissa Wood . . . . . Georgia  
 Samantha Allen . . . . . Kentucky  
 Rebecca Bishop . . . . . Kentucky  
 Lindsay Brogdon . . . . . Kentucky  
 Ashley Dimkich . . . . . Kentucky  
 Elizabeth Fadde . . . . . Kentucky  
 Ashley Fertic . . . . . Kentucky  
 Gina Florence . . . . . Kentucky  
 Brooke Marnitz . . . . . Kentucky  
 Katie Campbell . . . . . Kentucky  
 Jennifer Sibert . . . . . Kentucky  
 Quinlan Duhon . . . . . LSU  
 Deshondra Henderson . . . . . LSU  
 Kristen Hobbs . . . . . LSU  
 Andrea Smith . . . . . LSU  
 Emily Turner . . . . . LSU  
 Erin Faircloth . . . . . Ole Miss  
 Elizabeth Holbert . . . . . Ole Miss  
 Michelle May . . . . . Ole Miss  
 Jessica Plemons . . . . . Ole Miss  
 Lauren Rowe . . . . . Ole Miss  
 Sammie Jo Bailey . . . . . Miss. State  
 Nakita Boyce . . . . . Miss. State  
 Courtney Bures . . . . . Miss. State  
 Stephanie Comeaux . . . . . Miss. State

Katie Cooley . . . . . Miss. State  
 Hayle Guess . . . . . Miss. State  
 Blair Hewett . . . . . Miss. State  
 Sara Hickerson . . . . . Miss. State  
 Lindsay Hunley . . . . . Miss. State  
 Katie Johnson . . . . . Miss. State  
 Michelle Kinney . . . . . Miss. State  
 Gina McCloud . . . . . Miss. State  
 Kelli Miller . . . . . Miss. State  
 Jessica Barnes . . . . . S. Carolina  
 Cagney Davis . . . . . S. Carolina  
 McKenna Hughes . . . . . S. Carolina  
 Jessica Josker . . . . . S. Carolina  
 Lisa Longo . . . . . S. Carolina  
 Rebecca Martinez . . . . . S. Carolina  
 Anna McDaniel . . . . . S. Carolina  
 Ashton Payne . . . . . S. Carolina  
 Kate Pouliot . . . . . S. Carolina  
 Chrissy Schoonmaker . . . . . S. Carolina  
 Jacqueline Wetherbee . . . . . S. Carolina  
 Whitney Wierzbicki . . . . . S. Carolina  
 Monica Abbott . . . . . Tennessee  
 Tonya Callahan . . . . . Tennessee  
 Katherine Card . . . . . Tennessee  
 India Chiles . . . . . Tennessee  
 Shannon Doepking . . . . . Tennessee  
 Sarah Fekete . . . . . Tennessee  
 Allison Fulmer . . . . . Tennessee  
 Jennifer Griffin . . . . . Tennessee  
 Lillian Hammond . . . . . Tennessee  
 Liane Horiuchi . . . . . Tennessee  
 Megan Rhodes . . . . . Tennessee  
 Caitlin Ryan . . . . . Tennessee  
 Lindsay Schutzler . . . . . Tennessee

### 2008

Kellie Eubanks . . . . . Alabama  
 Ashley Holcombe . . . . . Alabama  
 Katie Johnson . . . . . Alabama  
 Kelley Montalvo . . . . . Alabama  
 Charlotte Morgan . . . . . Alabama  
 Chrissy Owens . . . . . Alabama  
 Lauren Parker . . . . . Alabama  
 Jordan Praytor . . . . . Alabama  
 Brittany Rogers . . . . . Alabama  
 Kristin Schnake . . . . . Alabama  
 Dani Woods . . . . . Alabama  
 Jessica Bachkora . . . . . Arkansas  
 Whitney Cloer . . . . . Arkansas  
 Miranda Dixon . . . . . Arkansas  
 Hillary Freeman . . . . . Arkansas  
 Dayna Huckabee . . . . . Arkansas  
 Teighynne Hulsey . . . . . Arkansas  
 Kayla Johnson . . . . . Arkansas  
 Jocelyn Moncrief . . . . . Arkansas  
 Brittany Robison . . . . . Arkansas  
 Sandra Smith . . . . . Arkansas  
 Jessica Waddle . . . . . Arkansas  
 Brandy Baze . . . . . Arkansas  
 Samantha Buckner . . . . . Arkansas  
 Brandy Foust . . . . . Arkansas  
 Jorja Bell . . . . . Auburn  
 Brittany Day . . . . . Auburn  
 Lindsay Harrelson . . . . . Auburn  
 Krista Klein . . . . . Auburn  
 Jessica Martin . . . . . Auburn  
 Anna Thompson . . . . . Auburn  
 Francesca Enea . . . . . Florida  
 Alexandra Gardiner . . . . . Florida  
 Brittany Handy . . . . . Florida  
 Kristina Hilberth . . . . . Florida

Brooke Johnson . . . . . Florida  
 Stacey Nelson . . . . . Florida  
 Mary Ratliff . . . . . Florida  
 Kim Waleszonia . . . . . Florida  
 Kathleen Backer . . . . . Georgia  
 Norie Glazebrook . . . . . Georgia  
 Kristin Schnake . . . . . Georgia  
 Samantha Allen . . . . . Kentucky  
 Lindsay Brogdon . . . . . Kentucky  
 Ashley Dimkich . . . . . Kentucky  
 Molly Johnson . . . . . Kentucky  
 Megan Jolly . . . . . Kentucky  
 Katie McCarty . . . . . Kentucky  
 Natalie Smith . . . . . Kentucky  
 Quinlan Duhon . . . . . LSU  
 Dee Dee Henderson . . . . . LSU  
 Rachel Mitchell . . . . . LSU  
 Cody Trahan . . . . . LSU  
 Lisa Conchos . . . . . Ole Miss  
 Alise Doubt . . . . . Ole Miss  
 Ashley Dowdy . . . . . Ole Miss  
 Erin Faircloth . . . . . Ole Miss  
 Courtnie Ghinaudo . . . . . Ole Miss  
 Elizabeth Holbert . . . . . Ole Miss  
 Aly Presswood . . . . . Ole Miss  
 Lauren Rowe . . . . . Ole Miss  
 Amber Tramp . . . . . Ole Miss  
 Jessica Bailey . . . . . Miss. State  
 Sammie Jo Bailey . . . . . Miss. State  
 Megan Bateman . . . . . Miss. State  
 Nakita Boyce . . . . . Miss. State  
 Chelsea Bramlett . . . . . Miss. State  
 Courtney Bures . . . . . Miss. State  
 Hayle Guess . . . . . Miss. State  
 Lindsay Hunley . . . . . Miss. State  
 Gina McCloud . . . . . Miss. State  
 Jessica Barnes . . . . . S. Carolina  
 Sarah Conwell . . . . . S. Carolina  
 Cagney Davis . . . . . S. Carolina  
 Melissa Hendon . . . . . S. Carolina  
 Jessica Josker . . . . . S. Carolina  
 Ashton Payne . . . . . S. Carolina  
 Kate Pouliot . . . . . S. Carolina  
 Chrissy Schoonmaker . . . . . S. Carolina  
 Adele Voigt . . . . . S. Carolina  
 Jacqueline Wetherbee . . . . . S. Carolina  
 Whitney Wierzbicki . . . . . S. Carolina  
 Tonya Callahan . . . . . Tennessee  
 India Chiles . . . . . Tennessee  
 Shannon Doepking . . . . . Tennessee  
 Allison Fulmer . . . . . Tennessee  
 Lillian Hammond . . . . . Tennessee  
 Tiffany Huff . . . . . Tennessee  
 Nicole Kajitani . . . . . Tennessee  
 Danielle Pieroni . . . . . Tennessee  
 Megan Rhodes . . . . . Tennessee  
 Caitlin Ryan . . . . . Tennessee  
 Erinn Webb . . . . . Tennessee

### 2009

Catherine Dozier . . . . . Alabama  
 Kelsi Dunne . . . . . Alabama  
 Kellie Eubanks . . . . . Alabama  
 Ashley Holcombe . . . . . Alabama  
 Whitney Larsen . . . . . Alabama  
 Amanda Locke . . . . . Alabama  
 Kelley Montalvo . . . . . Alabama  
 Charlotte Morgan . . . . . Alabama  
 Lauren Parker . . . . . Alabama  
 Brittany Rogers . . . . . Alabama  
 Jessica Bachkora . . . . . Arkansas



## ACADEMIC HONOR ROLL

Amanda Caldwell . . . . . Arkansas  
 Rebecca Carden . . . . . Arkansas  
 Whitney Cloer . . . . . Arkansas  
 Leslie Dixon . . . . . Arkansas  
 Hillary Freeman . . . . . Arkansas  
 Amie Hubbard . . . . . Arkansas  
 Teighynne Hulsey . . . . . Arkansas  
 Kayla Johnson . . . . . Arkansas  
 Layne McGuirt . . . . . Arkansas  
 Jocelyne Moncrief . . . . . Arkansas  
 Miranda Dixon . . . . . Arkansas  
 Brittany Robison . . . . . Arkansas  
 Sandra Smith . . . . . Arkansas  
 Jessica Waddle . . . . . Arkansas  
 Lindsey Wells . . . . . Arkansas  
 Katie Colton . . . . . Auburn  
 Lindsey Harrelson . . . . . Auburn  
 Holly Ragsdale . . . . . Auburn  
 Aurora Salter . . . . . Auburn  
 Anna Thompson . . . . . Auburn  
 Cassie Trosclair . . . . . Auburn  
 Ami Austin . . . . . Florida  
 Stephanie Brombacher . . . . . Florida  
 Kelsey Bruder . . . . . Florida  
 Megan Bush . . . . . Florida  
 Tiffany Defelice . . . . . Florida  
 Francesca Enea . . . . . Florida  
 Alexandra Gardiner . . . . . Florida  
 Shaunice Harris . . . . . Florida  
 Kristina Hilberth . . . . . Florida  
 Danyell Hines . . . . . Florida  
 Jacqueline Johnson . . . . . Florida  
 Stacey Nelson . . . . . Florida  
 Kristine Priebe . . . . . Florida  
 Kimberly Waleszonja . . . . . Florida  
 Jennifer Auger . . . . . Georgia  
 Alisa Goler . . . . . Georgia  
 Sarah McCloud . . . . . Georgia  
 Christina Reed . . . . . Georgia  
 Taylor Schlopy . . . . . Georgia  
 Kristin Schnake . . . . . Georgia  
 Molly Johnson . . . . . Kentucky  
 Destinee Mordecai . . . . . Kentucky  
 Annie Rowlands . . . . . Kentucky  
 Natalie Smith . . . . . Kentucky  
 Megan Yocke . . . . . Kentucky  
 Ashley Applegate . . . . . LSU  
 Jessica Mouse . . . . . LSU  
 Tiffany Shaw . . . . . LSU  
 Kirsten Shortridge . . . . . LSU  
 Cody Trahan . . . . . LSU  
 Ashley Dowdy . . . . . Ole Miss  
 Courtnie Ghinaudo . . . . . Ole Miss  
 Molly Goza . . . . . Ole Miss  
 Michelle May . . . . . Ole Miss  
 Lindsey Perry . . . . . Ole Miss  
 Jessie Bailey . . . . . Miss. State  
 Sammie Jo Bailey . . . . . Miss. State  
 Ali Bainbridge . . . . . Miss. State  
 Chelsea Bramlett . . . . . Miss. State  
 Misty Flesher . . . . . Miss. State  
 Allie Heon . . . . . Miss. State  
 Courtney Nesbit . . . . . Miss. State  
 Laurie Siebert . . . . . Miss. State  
 Jessie Spain . . . . . Miss. State  
 Ashley Chastain . . . . . S. Carolina  
 Sarah Conwell . . . . . S. Carolina  
 Cagney Davis . . . . . S. Carolina  
 Patricia Fulmer . . . . . S. Carolina  
 Cassandra Gogreve . . . . . S. Carolina  
 Lisa Longo . . . . . S. Carolina

Laura Mendes . . . . . S. Carolina  
 Ashton Payne . . . . . S. Carolina  
 Kate Pouliot . . . . . S. Carolina  
 Jill Semento . . . . . S. Carolina  
 Adele Voigt . . . . . S. Carolina  
 Lindsay Walker . . . . . S. Carolina  
 Jacqueline Wetherbee . . . . . S. Carolina  
 Allison Fulmer . . . . . Tennessee  
 Kelly Grieve . . . . . Tennessee  
 Lillian Hammond . . . . . Tennessee  
 Tiffany Huff . . . . . Tennessee  
 Nicole Kajitani . . . . . Tennessee  
 Ashton Ward . . . . . Tennessee  
 Erinn Webb . . . . . Tennessee

### 2010

Catherine Dozier . . . . . Alabama  
 Lisa Elizondo . . . . . Alabama  
 Jennifer Fenton . . . . . Alabama  
 Olivia Gibson . . . . . Alabama  
 Whitney Larsen . . . . . Alabama  
 Jazlyn Lunceford . . . . . Alabama  
 Charlotte Morgan . . . . . Alabama  
 Cassie Reilly-Boccia . . . . . Alabama  
 Jessica Smith . . . . . Alabama  
 Jessica Bachkora . . . . . Arkansas  
 Amanda Caldwell . . . . . Arkansas  
 Rebecca Carden . . . . . Arkansas  
 Kim Jones . . . . . Arkansas  
 Elizabeth McGuirt . . . . . Arkansas  
 Victoria Mort . . . . . Arkansas  
 Miranda Mounts . . . . . Arkansas  
 Brittany Robison . . . . . Arkansas  
 Jessica Robison . . . . . Arkansas  
 Sandra Smith . . . . . Arkansas  
 Jessica Waddle . . . . . Arkansas  
 Lindsey Wells . . . . . Arkansas  
 Katie M. Colton . . . . . Auburn  
 Amber K. Harrison . . . . . Auburn  
 Jenee Loree . . . . . Auburn  
 Holly M. Ragsdale . . . . . Auburn  
 Aurora Salter . . . . . Auburn  
 Anna K. Thompson . . . . . Auburn  
 Kyndall L. White . . . . . Auburn  
 Stephanie Brombacher . . . . . Florida  
 Corrie Brooks . . . . . Florida  
 Kelsey Bruder . . . . . Florida  
 Megan Bush . . . . . Florida  
 Tiffany DeFelice . . . . . Florida  
 Francesca Enea . . . . . Florida  
 Shaunice Harris . . . . . Florida  
 Lauren Heil . . . . . Florida  
 Michelle Moultrie . . . . . Florida  
 Jennie Auger . . . . . Georgia  
 Alisa Goler . . . . . Georgia  
 Brittney Hubbard . . . . . Georgia  
 Sarah McCloud . . . . . Georgia  
 Katie Murphy . . . . . Georgia  
 Lacey Pierce . . . . . Georgia  
 Kristyn Sandberg . . . . . Georgia  
 Taylor Schlopy . . . . . Georgia  
 Laura Trout . . . . . Georgia  
 Jessica Adkins . . . . . Kentucky  
 Macy Allen . . . . . Kentucky  
 Meagan Aull . . . . . Kentucky  
 Chanda Bell . . . . . Kentucky  
 Samantha DeMartine . . . . . Kentucky  
 Ashleigh Gustafson . . . . . Kentucky  
 Molly Johnson . . . . . Kentucky  
 Destinee Mordecai . . . . . Kentucky  
 Rachel Riley . . . . . Kentucky

Annie Rowlands . . . . . Kentucky  
 Erika Silence . . . . . Kentucky  
 Natalie Smith . . . . . Kentucky  
 Megan Yocke . . . . . Kentucky  
 Jennifer Young . . . . . Kentucky  
 Ashley Applegate . . . . . LSU  
 Katie Guillory . . . . . LSU  
 Courtney Hollier . . . . . LSU  
 Brittany Mack . . . . . LSU  
 Jessica Mouse . . . . . LSU  
 Heidi Pizer . . . . . LSU  
 Juliana Santos . . . . . LSU  
 Tiffany Shaw . . . . . LSU  
 Kirsten Shortridge . . . . . LSU  
 Cody Trahan . . . . . LSU  
 Kelly Chandler . . . . . Ole Miss  
 Corrine Doornberg . . . . . Ole Miss  
 Courtnie Ghinaudo . . . . . Ole Miss  
 Amanda Hutcheson . . . . . Ole Miss  
 Alyssa McGovern . . . . . Ole Miss  
 Becky Nye . . . . . Ole Miss  
 Lindsey Perry . . . . . Ole Miss  
 Jessica Bailey . . . . . Miss. State  
 Alexandria Bainbridge . . . . . Miss. State  
 Chelsea Bramlett . . . . . Miss. State  
 Misty Flesher . . . . . Miss. State  
 Alyson Heon . . . . . Miss. State  
 Courtney Nesbit . . . . . Miss. State  
 Ka'ilihiwa Smith . . . . . Miss. State  
 Jessie Spain . . . . . Miss. State  
 Elizabeth Woolven . . . . . Miss. State  
 Sam Arbaugh . . . . . S. Carolina  
 Audrey Broyles . . . . . S. Carolina  
 Ashley Chastain . . . . . S. Carolina  
 Evan Childs . . . . . S. Carolina  
 P.J. Fulmer . . . . . S. Carolina  
 Lauren Lackey . . . . . S. Carolina  
 Laura Mendes . . . . . S. Carolina  
 Adele Voigt . . . . . S. Carolina  
 Lindsay Walker . . . . . S. Carolina  
 Kaitlin Westfall . . . . . S. Carolina  
 Kierstyn White . . . . . S. Carolina  
 Ashley Andrews . . . . . Tennessee  
 Holly Baker . . . . . Tennessee  
 Kelly Grieve . . . . . Tennessee  
 Kat Hosfield . . . . . Tennessee  
 Tiffany Huff . . . . . Tennessee  
 Nicole Kajitani . . . . . Tennessee  
 Jessica Spigner . . . . . Tennessee

### 2011

Jackelleyn Branham . . . . . Alabama  
 Kayla Braud . . . . . Alabama  
 Courtney Conley . . . . . Alabama  
 Wykeima Davis . . . . . Alabama  
 Kendall Dawson . . . . . Alabama  
 Kelsi Dunne . . . . . Alabama  
 Jennifer Fenton . . . . . Alabama  
 Olivia Gibson . . . . . Alabama  
 Whitney Larsen . . . . . Alabama  
 Amanda Locke . . . . . Alabama  
 Jazlyn Lunceford . . . . . Alabama  
 Cassandra Reilly-Boccia . . . . . Alabama  
 Courtney Breault . . . . . Arkansas  
 Stephanie Brewer . . . . . Arkansas  
 Amanda Caldwell . . . . . Arkansas  
 Becca Carden . . . . . Arkansas  
 Morgan Clark . . . . . Arkansas  
 Kim Jones . . . . . Arkansas  
 Linnea Ketcher . . . . . Arkansas  
 Layne McGuirt . . . . . Arkansas

Hope McLemore . . . . . Arkansas  
 Tori Mort . . . . . Arkansas  
 Jessica Robison . . . . . Arkansas  
 Lindsey Wells . . . . . Arkansas  
 Katie Colton . . . . . Auburn  
 Elizabeth Eisterhold . . . . . Auburn  
 Amber Harrison . . . . . Auburn  
 Elaine Loree . . . . . Auburn  
 Holly Ragsdale . . . . . Auburn  
 Baylee Stephens . . . . . Auburn  
 Liana Wuchte . . . . . Auburn  
 Stephanie Brombacher . . . . . Florida  
 Kelsey Bruder . . . . . Florida  
 Megan Bush . . . . . Florida  
 Tiffany DeFelice . . . . . Florida  
 Lauren Heil . . . . . Florida  
 Samantha Holle . . . . . Florida  
 Kelsey Horton . . . . . Florida  
 Michelle Moultrie . . . . . Florida  
 Aja Paculba . . . . . Florida  
 Brittany Schutte . . . . . Florida  
 Jennifer Auger . . . . . Georgia  
 Alisa Goler . . . . . Georgia  
 Brittany Hubbard . . . . . Georgia  
 Sarah McCloud . . . . . Georgia  
 Ashley Pauly . . . . . Georgia  
 Kellie Rietkovich . . . . . Georgia  
 Kristyn Sandberg . . . . . Georgia  
 Taylor Schlopy . . . . . Georgia  
 Laura Trout . . . . . Georgia  
 Macy Allen . . . . . Kentucky  
 Meagan Aull . . . . . Kentucky  
 Brittany Cervantes . . . . . Kentucky  
 Samantha DeMartine . . . . . Kentucky  
 Kara Dill . . . . . Kentucky  
 Ashleigh Gustafson . . . . . Kentucky  
 Alice O'Brien . . . . . Kentucky  
 Rachel Riley . . . . . Kentucky  
 Annie Rowlands . . . . . Kentucky  
 Erika Silence . . . . . Kentucky  
 Megan Yocke . . . . . Kentucky  
 Ashley Applegate . . . . . LSU  
 Allison Falcon . . . . . LSU  
 Rachele Fico . . . . . LSU  
 Ashleigh Kuhn . . . . . LSU  
 Brittany Mack . . . . . LSU  
 Jessica Mouse . . . . . LSU  
 Heidi Pizer . . . . . LSU  
 Tiffany Shaw . . . . . LSU  
 Cassie Trosclair . . . . . LSU  
 Anissa Young . . . . . LSU  
 Brittany Broome . . . . . Ole Miss  
 Laina Collier . . . . . Ole Miss  
 Carrine Doornberg . . . . . Ole Miss  
 Amanda Hutcheson . . . . . Ole Miss  
 Kelly Nolan . . . . . Ole Miss  
 Cali Overbeck . . . . . Ole Miss  
 Lindsey Perry . . . . . Ole Miss  
 Aleandria Bainbridge . . . . . Miss. State  
 Stephanie Becker . . . . . Miss. State  
 Jessica Cooley . . . . . Miss. State  
 Lindsey Dunlap . . . . . Miss. State  
 Shelby Fisher . . . . . Miss. State  
 Misty Flesher . . . . . Miss. State  
 Courtney Nesbit . . . . . Miss. State  
 Erin Nesbit . . . . . Miss. State  
 Christina Rovtar . . . . . Miss. State  
 Kylie Vry . . . . . Miss. State  
 Samantha Arbaugh . . . . . S. Carolina  
 Audrey Broyles . . . . . S. Carolina  
 Carolyn Bryan . . . . . S. Carolina



# HONORS

ALABAMA • ARKANSAS • AUBURN • FLORIDA • GEORGIA • KENTUCKY • LSU • OLE MISS

## ACADEMIC HONOR ROLL

Ashley Chastain . . . . . S. Carolina  
 Evan Childs . . . . . S. Carolina  
 Patricia Fulmer . . . . . S. Carolina  
 Kaela Jackson . . . . . S. Carolina  
 Lauren Lackey . . . . . S. Carolina  
 Hannah Milks . . . . . S. Carolina  
 Kaitlin Westfall . . . . . S. Carolina  
 Kierstyn White . . . . . S. Carolina  
 Ashley Andrews . . . . . Tennessee  
 Holly Baker . . . . . Tennessee  
 Melissa Brown . . . . . Tennessee  
 Shelby Burchell . . . . . Tennessee  
 Raven Chavanne . . . . . Tennessee  
 Katherine Dotson . . . . . Tennessee  
 Morgan Fowler . . . . . Tennessee  
 Lauren Gibson . . . . . Tennessee  
 Kelly Grieve . . . . . Tennessee  
 Whitney Hammond . . . . . Tennessee  
 Cathleen Hosfield . . . . . Tennessee  
 Chandra Mogan . . . . . Tennessee  
 Jessica Spigner . . . . . Tennessee

### 2012

Jackelyleyn Branham . . . . . Alabama  
 Kayla Braud . . . . . Alabama  
 Courtney Conley . . . . . Alabama  
 Keima Davis . . . . . Alabama  
 Kendall Dawson . . . . . Alabama  
 Jennifer Fenton . . . . . Alabama  
 Kaila Hunt . . . . . Alabama  
 Ryan lamurri . . . . . Alabama  
 Amanda Locke . . . . . Alabama  
 Jazlyn Lunceford . . . . . Alabama  
 Jordan Patterson . . . . . Alabama  
 Cassie Reilly-Boccia . . . . . Alabama  
 Lauren Sewell . . . . . Alabama  
 Jackie Traina . . . . . Alabama  
 Jayme Gee . . . . . Arkansas  
 Amanda Geile . . . . . Arkansas  
 Linnea Ketcher . . . . . Arkansas  
 Hope McLemore . . . . . Arkansas  
 Victoria Mort . . . . . Arkansas  
 Jennifer Rambo . . . . . Arkansas  
 Jessica Robison . . . . . Arkansas  
 Amanda Summerford . . . . . Arkansas  
 Elizabeth Eisterhold . . . . . Auburn  
 Amber Harrison . . . . . Auburn  
 Jenee Loree . . . . . Auburn  
 Hilary Mavromat . . . . . Auburn  
 Maris Medina . . . . . Auburn  
 Morgan Murphy . . . . . Auburn  
 Caitlin Schultze . . . . . Auburn  
 Baylee Stephens . . . . . Auburn  
 Liana Wuchte . . . . . Auburn  
 Cheyenne Coyle . . . . . Florida  
 Kasey Fagan . . . . . Florida  
 Ensley Gammel . . . . . Florida  
 Samantha Holle . . . . . Florida  
 Kelsey Horton . . . . . Florida  
 Chelsea Howell . . . . . Florida  
 Michelle Moultrie . . . . . Florida  
 Brittany Schutte . . . . . Florida  
 Macie Couey . . . . . Georgia  
 Brittney Hubbard . . . . . Georgia  
 Tiesha Reed . . . . . Georgia  
 Kristyn Sandberg . . . . . Georgia  
 Macy Allen . . . . . Kentucky  
 Chanda Bell . . . . . Kentucky  
 Ginny Carroll . . . . . Kentucky  
 Brittany Cervantes . . . . . Kentucky  
 Lauren Cumbess . . . . . Kentucky

Kara Dill . . . . . Kentucky  
 Emily Gaines . . . . . Kentucky  
 Ashleigh Gustafson . . . . . Kentucky  
 Emily Jolly . . . . . Kentucky  
 Aubrey Lamar . . . . . Kentucky  
 Alice O'Brien . . . . . Kentucky  
 Rachel Riley . . . . . Kentucky  
 Erika Silence . . . . . Kentucky  
 Krystal Smith . . . . . Kentucky  
 Ellen Weaver . . . . . Kentucky  
 Ashley Applegate . . . . . LSU  
 Jacee Blades . . . . . LSU  
 Alexandra Boulet . . . . . LSU  
 Allison Falcon . . . . . LSU  
 Katie Guillory . . . . . LSU  
 Simone Heyward . . . . . LSU  
 Brittany Mack . . . . . LSU  
 Heidi Pizer . . . . . LSU  
 Juliana Santos . . . . . LSU  
 Cassie Trosclair . . . . . LSU  
 Brittany Broome . . . . . Ole Miss  
 Kelly Chandler . . . . . Ole Miss  
 Laina Collier . . . . . Ole Miss  
 Corrine Doornberg . . . . . Ole Miss  
 Amanda Hutcheson . . . . . Ole Miss  
 Londen Ladner . . . . . Ole Miss  
 Kelly Nolan . . . . . Ole Miss  
 Cali Overbeck . . . . . Ole Miss  
 Stephanie Becker . . . . . Mississippi State  
 Jessica Cooley . . . . . Mississippi State  
 Shelby Fisher . . . . . Mississippi State  
 Brittany Gates . . . . . Mississippi State  
 Samantha Lenahan . . . . . Mississippi State  
 Erin Nesbit . . . . . Mississippi State  
 Jessica Offutt . . . . . Mississippi State  
 Christine Rovtar . . . . . Mississippi State  
 Heidi Shape . . . . . Mississippi State  
 Ka'ilihiwa Smith . . . . . Mississippi State  
 Kylie Vry . . . . . Mississippi State  
 Rachael Zdeb . . . . . Mississippi State  
 Sam Arbaugh . . . . . South Carolina  
 Molly Brossart . . . . . South Carolina  
 Audrey Broyles . . . . . South Carolina  
 Evan Childs . . . . . South Carolina  
 Kelley Dillon . . . . . South Carolina  
 Samie Garcia . . . . . South Carolina  
 Dana Hathorn . . . . . South Carolina  
 Chelsea Hawkins . . . . . South Carolina  
 Kaela Jackson . . . . . South Carolina  
 Lauren Lackey . . . . . South Carolina  
 Hannah Milks . . . . . South Carolina  
 Kylie Morin . . . . . South Carolina  
 Julie Sarratt . . . . . South Carolina  
 Kaitlin Westfall . . . . . South Carolina  
 Kierstyn White . . . . . South Carolina  
 Ashley Andrews . . . . . Tennessee  
 Holly Baker . . . . . Tennessee  
 Melissa Brown . . . . . Tennessee  
 Shelby Burchell . . . . . Tennessee  
 Raven Chavanne . . . . . Tennessee  
 Katherine Dotson . . . . . Tennessee  
 Morgan Fowler . . . . . Tennessee  
 Lauren Gibson . . . . . Tennessee  
 Whitney Hammond . . . . . Tennessee  
 Catherine Hosfield . . . . . Tennessee  
 Tory Lewis . . . . . Tennessee  
 Ellen Renfroe . . . . . Tennessee  
 Ivy Renfroe . . . . . Tennessee  
 Madison Shipman . . . . . Tennessee

### 2013

Chaunsey Bell . . . . . Alabama  
 Jackey Branham . . . . . Alabama  
 Kayla Braud . . . . . Alabama  
 Courtney Conley . . . . . Alabama  
 Keima Davis . . . . . Alabama  
 Molly Fichtner . . . . . Alabama  
 Danae Hayes . . . . . Alabama  
 Kaila Hunt . . . . . Alabama  
 Ryan lamurri . . . . . Alabama  
 Leslie Jury . . . . . Alabama  
 Jordan Patterson . . . . . Alabama  
 Danielle Richard . . . . . Alabama  
 Lauren Sewell . . . . . Alabama  
 Jady Spencer . . . . . Alabama  
 Jackie Traina . . . . . Alabama  
 Alyssa Bass . . . . . Arkansas  
 Sierra Bronkey . . . . . Arkansas  
 Morgan Clark . . . . . Arkansas  
 Kasey Fagan . . . . . Arkansas  
 Jayme Gee . . . . . Arkansas  
 Amanda Geile . . . . . Arkansas  
 Ashley Martindale . . . . . Arkansas  
 Hope McLemore . . . . . Arkansas  
 Megan Pearson . . . . . Arkansas  
 Jennifer Rambo . . . . . Arkansas  
 Devon Wallace . . . . . Arkansas  
 Kelsey Bogaards . . . . . Auburn  
 Elizabeth Eisterhold . . . . . Auburn  
 Morgan Estell . . . . . Auburn  
 Anna Gibbs . . . . . Auburn  
 Marcy Harper . . . . . Auburn  
 Amber Harrison . . . . . Auburn  
 Tiffany Howard . . . . . Auburn  
 Caitlin Jordan . . . . . Auburn  
 Maris Medina . . . . . Auburn  
 Baylee Stephens . . . . . Auburn  
 Liana Wuchte . . . . . Auburn  
 Alyssa Bache . . . . . Florida  
 Ensley Gammel . . . . . Florida  
 Kelsey Horton . . . . . Florida  
 Briana Little . . . . . Florida  
 Hannah Rogers . . . . . Florida  
 Niaja Griffin . . . . . Georgia  
 Tiesha Reed . . . . . Georgia  
 Anna Swafford . . . . . Georgia  
 Ginny Carroll . . . . . Kentucky  
 Lauren Cumbess . . . . . Kentucky  
 Kara Dill . . . . . Kentucky  
 Sarah Frazer . . . . . Kentucky  
 Emily Gaines . . . . . Kentucky  
 Griffin Joiner . . . . . Kentucky  
 Emily Jolly . . . . . Kentucky  
 Krystal Smith . . . . . Kentucky  
 Ellen Weaver . . . . . Kentucky  
 Ayanna Andrews . . . . . LSU  
 Jacee Blades . . . . . LSU  
 Alexandra Boulet . . . . . LSU  
 Ashley Czechner . . . . . LSU  
 Allison Falcon . . . . . LSU  
 Simone Heyward . . . . . LSU  
 Dylan Supak . . . . . LSU  
 Brittany Broome . . . . . Ole Miss  
 Allison Brown . . . . . Ole Miss  
 Shelby Jo Fenter . . . . . Ole Miss  
 Carly Hummel . . . . . Ole Miss  
 Londen Ladner . . . . . Ole Miss  
 Lauren Lindsey . . . . . Ole Miss  
 Kelly Nolan . . . . . Ole Miss  
 Stephanie Becker . . . . . Mississippi State  
 Jessica Cooley . . . . . Mississippi State

Julia Echols . . . . . Mississippi State  
 Shelby Fisher . . . . . Mississippi State  
 Erika Gaul . . . . . Mississippi State  
 Samantha Lenahan . . . . . Mississippi State  
 Jessica Offutt . . . . . Mississippi State  
 Alison Owen . . . . . Mississippi State  
 Ashley Phillips . . . . . Mississippi State  
 Chrissie Rovtar . . . . . Mississippi State  
 Heidi Shape . . . . . Mississippi State  
 Kylie Vry . . . . . Mississippi State  
 Rachael Zdeb . . . . . Mississippi State  
 Brianna Corwin . . . . . Missouri  
 Alyssa Cousins . . . . . Missouri  
 Nicole Hudson . . . . . Missouri  
 Kelsi Jones . . . . . Missouri  
 Jenna Marston . . . . . Missouri  
 Lindsey Muller . . . . . Missouri  
 Kelsea Roth . . . . . Missouri  
 Ashtin Stephens . . . . . Missouri  
 Mackenzie Sykes . . . . . Missouri  
 Chelsea Thomas . . . . . Missouri  
 Audrey Broyles . . . . . South Carolina  
 Samie Garcia . . . . . South Carolina  
 Shelby Gonzales . . . . . South Carolina  
 Dana Hathorn . . . . . South Carolina  
 Chelsea Hawkins . . . . . South Carolina  
 Katelynn Howser . . . . . South Carolina  
 Julie Sarratt . . . . . South Carolina  
 Kristen Struett . . . . . South Carolina  
 Melissa Brown . . . . . Tennessee  
 Raven Chavanne . . . . . Tennessee  
 Katherine Dotson . . . . . Tennessee  
 Lauren Gibson . . . . . Tennessee  
 Whitney Hammond . . . . . Tennessee  
 Tory Lewis . . . . . Tennessee  
 Ellen Renfroe . . . . . Tennessee  
 Ivy Renfroe . . . . . Tennessee  
 Madison Shipman . . . . . Tennessee  
 Kaydee Rayburn . . . . . Texas A&M  
 Emily Albus . . . . . Texas A&M  
 Taran Tyler . . . . . Texas A&M  
 Allison Garrett . . . . . Texas A&M  
 Cassie Tysarczyk . . . . . Texas A&M  
 Sydney Shannon . . . . . Texas A&M

### 2014

Chaunsey Bell . . . . . Alabama  
 Andrea Hawkins . . . . . Alabama  
 Leslie Jury . . . . . Alabama  
 Molly Fichtner . . . . . Alabama  
 Danae Hays . . . . . Alabama  
 Kalia Hunt . . . . . Alabama  
 Ryan lamurri . . . . . Alabama  
 Leona Lafaele . . . . . Alabama  
 Haylie McCleney . . . . . Alabama  
 Jordan Patterson . . . . . Alabama  
 Danielle Richard . . . . . Alabama  
 Jaclyn Spencer . . . . . Alabama  
 Jaclyn Traina . . . . . Alabama  
 Kelsey Berlin . . . . . Arkansas  
 Sierra Bronkey . . . . . Arkansas  
 Stephanie Canfield . . . . . Arkansas  
 Janie Claire Clark . . . . . Arkansas  
 Kasey Fagan . . . . . Arkansas  
 Jayme Gee . . . . . Arkansas  
 Amanda Geile . . . . . Arkansas  
 Ashley Martindale . . . . . Arkansas  
 Clarisa Navarro . . . . . Arkansas  
 Megan Pearson . . . . . Arkansas  
 Jennifer Rambo . . . . . Arkansas  
 Devon Wallace . . . . . Arkansas



## ACADEMIC HONOR ROLL

Kelly Young . . . . . Arkansas	Jacey Punches . . . . . Mississippi State	Anna Gibbs . . . . . Auburn	Emily Crane . . . . . Missouri
Kelsey Bogaards . . . . . Auburn	Heidi Shape . . . . . Mississippi State	Madison Gipson . . . . . Auburn	Samantha Fagan . . . . . Missouri
Emily Carosone . . . . . Auburn	Shana Sherrod . . . . . Mississippi State	Marcy Harper . . . . . Auburn	Natalie Fleming . . . . . Missouri
Morgan Estell . . . . . Auburn	Kayla Winkfield . . . . . Mississippi State	Tiffany Howard . . . . . Auburn	Kristen Mack . . . . . Missouri
Anna Gibbs . . . . . Auburn	Rachael Zdeb . . . . . Mississippi State	McKenzie Kilpatrick . . . . . Auburn	Angela Randazzo . . . . . Missouri
Tiffany Howard . . . . . Auburn	Alyssa Cousins . . . . . Missouri	Maria Mitchell . . . . . Auburn	Kelsea Roth . . . . . Missouri
Caitlin Jordan . . . . . Auburn	Emily Crace . . . . . Missouri	Kimberlee Myers . . . . . Auburn	Ansley Ard . . . . . South Carolina
McKenzie Kilpatrick . . . . . Auburn	Alora Marble . . . . . Missouri	Jordan Rocker . . . . . Auburn	Jordan Bizzell . . . . . South Carolina
Maris Medina . . . . . Auburn	Carlie Rose . . . . . Missouri	Courtney Shea . . . . . Auburn	Nickie Blue . . . . . South Carolina
Jordan Rocker . . . . . Auburn	Ashtin Stephens . . . . . Missouri	Emily Spain . . . . . Auburn	Olivia Lawrence . . . . . South Carolina
Bailey Castro . . . . . Florida	Mackenzie Sykes . . . . . Missouri	Sydne Waldrop . . . . . Auburn	Effie Manahan . . . . . South Carolina
Jessica Damico . . . . . Florida	Ansley Ard . . . . . South Carolina	Bailey Castro . . . . . Florida	Lauren Masters . . . . . South Carolina
Briana Little . . . . . Florida	Brooke Barnhill . . . . . South Carolina	Taylor Fuller . . . . . Florida	Sarah Mooney . . . . . South Carolina
Kathlyn Medina . . . . . Florida	Jordan Bizzell . . . . . South Carolina	Briana Little . . . . . Florida	Julie Sarratt . . . . . South Carolina
Kirsti Merritt . . . . . Florida	Dana Hathorn . . . . . South Carolina	Kathlyn Medina . . . . . Florida	Kate Shereyk . . . . . South Carolina
Aubree Munro . . . . . Florida	Chelsea Hawkins . . . . . South Carolina	Kirsti Merritt . . . . . Florida	Kaylea Snaer . . . . . South Carolina
Hannah Rogers . . . . . Florida	Ashlyn Masters . . . . . South Carolina	Aubree Munro . . . . . Florida	Kristen Struett . . . . . South Carolina
Taylor Schwarz . . . . . Florida	Lauren Masters . . . . . South Carolina	Taylor Schwarz . . . . . Florida	Macey Webb . . . . . South Carolina
Stephanie Tofft . . . . . Florida	Julie Sarratt . . . . . South Carolina	Katie Browne . . . . . Georgia	Taylor Williams . . . . . South Carolina
Katie Browne . . . . . Georgia	Kristen Struett . . . . . South Carolina	Rebekah Farris . . . . . Georgia	Victoria Williams . . . . . South Carolina
Geri Ann Glasco . . . . . Georgia	Codee Yeske . . . . . South Carolina	Niaja Griffin . . . . . Georgia	Annie Aldrete . . . . . Tennessee
Niaja Griffin . . . . . Georgia	Jennifer Burroughs . . . . . Tennessee	Adele Harrison . . . . . Georgia	Gretchen Aucoin . . . . . Tennessee
Adele Harrison . . . . . Georgia	Erin Gabriel . . . . . Tennessee	Samantha LaZear . . . . . Georgia	Hannah Devotie . . . . . Tennessee
Samantha LaZear . . . . . Georgia	Rainey Gaffin . . . . . Tennessee	Maeve McGuire . . . . . Georgia	Erin Gabriel . . . . . Tennessee
Kaylee Puailoa . . . . . Georgia	Anna Renfroe . . . . . Tennessee	Kaylee Puailoa . . . . . Georgia	Rainey Gaffin . . . . . Tennessee
Tiesha Reed . . . . . Georgia	Ellen Renfroe . . . . . Tennessee	Anna Swafford . . . . . Georgia	Megan Geer . . . . . Tennessee
Katie Sowers . . . . . Georgia	Madison Shipman . . . . . Tennessee	Chelsea Wilkinson . . . . . Georgia	Tory Lewis . . . . . Tennessee
Anna Swafford . . . . . Georgia	Cheyenne Tarango . . . . . Tennessee	Kara Howard . . . . . Kentucky	Haileigh Norris . . . . . Tennessee
Kaylee Williams . . . . . Georgia	Haley Tobler . . . . . Tennessee	Griffin Joiner . . . . . Kentucky	Alexis Overstreet . . . . . Tennessee
Ginny Carroll . . . . . Kentucky	Emily Albus . . . . . Texas A&M	Stephanie Martino . . . . . Kentucky	Lauren Ainsley . . . . . Texas A&M
Lauren Cumbess . . . . . Kentucky	Brittany Clopton . . . . . Texas A&M	Kelsey Nunley . . . . . Kentucky	Reagan Boenker . . . . . Texas A&M
Sarah Frazer . . . . . Kentucky	Kristen Davenport . . . . . Texas A&M	Meagan Prince . . . . . Kentucky	Brittany Clopton . . . . . Texas A&M
Emily Gaines . . . . . Kentucky	Allison Garrett . . . . . Texas A&M	Breanne Ray . . . . . Kentucky	Abigail Donnell . . . . . Texas A&M
Kara Howard . . . . . Kentucky	Cali Lanphear . . . . . Texas A&M	Darlington Richardson . . . . . Kentucky	Mehel Fox . . . . . Texas A&M
Griffin Joiner . . . . . Kentucky	Sara Mireles . . . . . Texas A&M	Nikki Sagermann . . . . . Kentucky	Cali Lanphear . . . . . Texas A&M
Emily Jolly . . . . . Kentucky	Nicole Morgan . . . . . Texas A&M	Sylver Samuel . . . . . Kentucky	Katherine Marks . . . . . Texas A&M
Kelsey Nunley . . . . . Kentucky	Kaydee Rayburn . . . . . Texas A&M	Ansley Smith . . . . . Kentucky	Sara Mireles . . . . . Texas A&M
Darlington Richardson . . . . . Kentucky	Jenna Stark . . . . . Texas A&M	Shannon Smith . . . . . Kentucky	April Ryan . . . . . Texas A&M
Nikki Sagermann . . . . . Kentucky	Cassie Tysarczyk . . . . . Texas A&M	Maisie Steed . . . . . Kentucky	
Sylver Samuel . . . . . Kentucky		Christian Stokes . . . . . Kentucky	
Ansley Smith . . . . . Kentucky		Alayna Falcon . . . . . LSU	
Krystal Smith . . . . . Kentucky		Kellsie Kloss . . . . . LSU	
Maisie Steed . . . . . Kentucky		Jenna Kreamer . . . . . LSU	
Christian Stokes . . . . . Kentucky		Bailey Landry . . . . . LSU	
A.J. Andrews . . . . . LSU		Layna Savoie . . . . . LSU	
Jacee Blades . . . . . LSU		Kelsee Selman . . . . . LSU	
Alex Boulet . . . . . LSU		Sandra Simmons . . . . . LSU	
Ashley Czechner . . . . . LSU		Dylan Supak . . . . . LSU	
Alayna Falcon . . . . . LSU		Allison Brown . . . . . Ole Miss	
Allison Falcon . . . . . LSU		Alyssa Invergo . . . . . Ole Miss	
Simone Heyward . . . . . LSU		Lauren Lindsey . . . . . Ole Miss	
Kellsie Kloss . . . . . LSU		Natalie Martinez . . . . . Ole Miss	
Dylan Supak . . . . . LSU		Jamie Morgan . . . . . Ole Miss	
Allison Brown . . . . . Ole Miss		Bri Payne . . . . . Ole Miss	
RT Cantillo . . . . . Ole Miss		Melina Preciado . . . . . Ole Miss	
Shelby Jo Fenter . . . . . Ole Miss		Miranda Strother . . . . . Ole Miss	
Carly Hummel . . . . . Ole Miss		Courtney Syrett . . . . . Ole Miss	
Alyssa Invergo . . . . . Ole Miss		Madison Arroyo . . . . . Mississippi State	
Londen Ladner . . . . . Ole Miss		Katie Anne Bailey . . . . . Mississippi State	
Lauren Lindsey . . . . . Ole Miss		Julia Echols . . . . . Mississippi State	
Natalie Nimmo . . . . . Ole Miss		Erika Gaul . . . . . Mississippi State	
Madi Osias . . . . . Ole Miss		Katie Gentle . . . . . Mississippi State	
Bri Payne . . . . . Ole Miss		Olivia Golden . . . . . Mississippi State	
Julia Echols . . . . . Mississippi State		Loryn Nichols . . . . . Mississippi State	
Logan Foulks . . . . . Mississippi State		Ashley Phillips . . . . . Mississippi State	
Erika Gaul . . . . . Mississippi State		Caroline Seitz . . . . . Mississippi State	
Sam Lenahan . . . . . Mississippi State		Alexis Silkwood . . . . . Mississippi State	
Loryn Nichols . . . . . Mississippi State		Mackenzie Toler . . . . . Mississippi State	
Jessica Offutt . . . . . Mississippi State		Kayla Winkfield . . . . . Mississippi State	
Alison Owen . . . . . Mississippi State		Cheyenne Baxter . . . . . Missouri	
Ashley Phillips . . . . . Mississippi State		Alyssa Cousins . . . . . Missouri	

### 2015

Chaunsey Bell . . . . . Alabama
Kallie Case . . . . . Alabama
Chandler Dare . . . . . Alabama
Peyton Grantham . . . . . Alabama
Andrea Hawkins . . . . . Alabama
Danae Hays . . . . . Alabama
Leslie Jury . . . . . Alabama
Leona Lafaele . . . . . Alabama
Sydney Littlejohn . . . . . Alabama
Haylie McCleney . . . . . Alabama
Danielle Richard . . . . . Alabama
Marisa Runyon . . . . . Alabama
Jadyn Spencer . . . . . Alabama
Rachel Box . . . . . Arkansas
Sierra Bronkey . . . . . Arkansas
Stephanie Canfield . . . . . Arkansas
Janie Claire Clark . . . . . Arkansas
Kasey Fagan . . . . . Arkansas
Jessica Harrison . . . . . Arkansas
Shelby Hiers . . . . . Arkansas
Loren Krzysko . . . . . Arkansas
Grace Moll . . . . . Arkansas
Megan Pearson . . . . . Arkansas
Parker Pocklington . . . . . Arkansas
Kylie Smith . . . . . Arkansas
Devon Wallace . . . . . Arkansas
Kasey Cooper . . . . . Auburn
Madison Dickey . . . . . Auburn
Victoria Draper . . . . . Auburn
Morgan Estell . . . . . Auburn

Anna Gibbs . . . . . Auburn
Madison Gipson . . . . . Auburn
Marcy Harper . . . . . Auburn
Tiffany Howard . . . . . Auburn
McKenzie Kilpatrick . . . . . Auburn
Maria Mitchell . . . . . Auburn
Kimberlee Myers . . . . . Auburn
Jordan Rocker . . . . . Auburn
Courtney Shea . . . . . Auburn
Emily Spain . . . . . Auburn
Sydne Waldrop . . . . . Auburn
Bailey Castro . . . . . Florida
Taylor Fuller . . . . . Florida
Briana Little . . . . . Florida
Kathlyn Medina . . . . . Florida
Kirsti Merritt . . . . . Florida
Aubree Munro . . . . . Florida
Taylor Schwarz . . . . . Florida
Katie Browne . . . . . Georgia
Rebekah Farris . . . . . Georgia
Niaja Griffin . . . . . Georgia
Adele Harrison . . . . . Georgia
Samantha LaZear . . . . . Georgia
Maeve McGuire . . . . . Georgia
Kaylee Puailoa . . . . . Georgia
Anna Swafford . . . . . Georgia
Chelsea Wilkinson . . . . . Georgia
Kara Howard . . . . . Kentucky
Griffin Joiner . . . . . Kentucky
Stephanie Martino . . . . . Kentucky
Kelsey Nunley . . . . . Kentucky
Meagan Prince . . . . . Kentucky
Breanne Ray . . . . . Kentucky
Darlington Richardson . . . . . Kentucky
Nikki Sagermann . . . . . Kentucky
Sylver Samuel . . . . . Kentucky
Ansley Smith . . . . . Kentucky
Shannon Smith . . . . . Kentucky
Maisie Steed . . . . . Kentucky
Christian Stokes . . . . . Kentucky
Alayna Falcon . . . . . LSU
Kellsie Kloss . . . . . LSU
Jenna Kreamer . . . . . LSU
Bailey Landry . . . . . LSU
Layna Savoie . . . . . LSU
Kelsee Selman . . . . . LSU
Sandra Simmons . . . . . LSU
Dylan Supak . . . . . LSU
Allison Brown . . . . . Ole Miss
Alyssa Invergo . . . . . Ole Miss
Lauren Lindsey . . . . . Ole Miss
Natalie Martinez . . . . . Ole Miss
Jamie Morgan . . . . . Ole Miss
Bri Payne . . . . . Ole Miss
Melina Preciado . . . . . Ole Miss
Miranda Strother . . . . . Ole Miss
Courtney Syrett . . . . . Ole Miss
Madison Arroyo . . . . . Mississippi State
Katie Anne Bailey . . . . . Mississippi State
Julia Echols . . . . . Mississippi State
Erika Gaul . . . . . Mississippi State
Katie Gentle . . . . . Mississippi State
Olivia Golden . . . . . Mississippi State
Loryn Nichols . . . . . Mississippi State
Ashley Phillips . . . . . Mississippi State
Caroline Seitz . . . . . Mississippi State
Alexis Silkwood . . . . . Mississippi State
Mackenzie Toler . . . . . Mississippi State
Kayla Winkfield . . . . . Mississippi State
Cheyenne Baxter . . . . . Missouri
Alyssa Cousins . . . . . Missouri

Emily Crane . . . . . Missouri
Samantha Fagan . . . . . Missouri
Natalie Fleming . . . . . Missouri
Kristen Mack . . . . . Missouri
Angela Randazzo . . . . . Missouri
Kelsea Roth . . . . . Missouri
Ansley Ard . . . . . South Carolina
Jordan Bizzell . . . . . South Carolina
Nickie Blue . . . . . South Carolina
Olivia Lawrence . . . . . South Carolina
Effie Manahan . . . . . South Carolina
Lauren Masters . . . . . South Carolina
Sarah Mooney . . . . . South Carolina
Julie Sarratt . . . . . South Carolina
Kate Shereyk . . . . . South Carolina
Kaylea Snaer . . . . . South Carolina
Kristen Struett . . . . . South Carolina
Macey Webb . . . . . South Carolina
Taylor Williams . . . . . South Carolina
Victoria Williams . . . . . South Carolina
Annie Aldrete . . . . . Tennessee
Gretchen Aucoin . . . . . Tennessee
Hannah Devotie . . . . . Tennessee
Erin Gabriel . . . . . Tennessee
Rainey Gaffin . . . . . Tennessee
Megan Geer . . . . . Tennessee
Tory Lewis . . . . . Tennessee
Haileigh Norris . . . . . Tennessee
Alexis Overstreet . . . . . Tennessee
Lauren Ainsley . . . . . Texas A&M
Reagan Boenker . . . . . Texas A&M
Brittany Clopton . . . . . Texas A&M
Abigail Donnell . . . . . Texas A&M
Mehel Fox . . . . . Texas A&M
Cali Lanphear . . . . . Texas A&M
Katherine Marks . . . . . Texas A&M
Sara Mireles . . . . . Texas A&M
April Ryan . . . . . Texas A&M



# HONORS

ALABAMA • ARKANSAS • AUBURN • FLORIDA • GEORGIA • KENTUCKY • LSU • OLE MISS

## COMMUNITY SERVICE TEAMS

### 1999

Keri McCallum . . . . .Mississippi State

### 2000

Allison Willrath . . . . .Ole Miss

### 2001

Anna Joyce Lott . . . . .Mississippi State

### 2002

Phyllis Manley . . . . .Ole Miss  
Adrianna Beggetta . . . . .South Carolina

### 2003

Kim Freeland . . . . .Auburn  
Jennifer Brown . . . . .Florida

### 2005

Jennifer Wright . . . . .Alabama  
Mindy O'Malley . . . . .Arkansas  
Anne Norton . . . . .Auburn  
Katie Lewis . . . . .Georgia  
Jessica Nance . . . . .Kentucky  
Kristen Hobbs . . . . .LSU  
Meghan Coinett . . . . .South Carolina  
Brittany Bessho . . . . .Tennessee

### 2006

Jordan Praytor . . . . .Alabama  
Blaire Perry . . . . .Arkansas  
Jorja Bell . . . . .Auburn  
Lauren Roussell . . . . .Florida  
Ashley Godfrey . . . . .Georgia  
Ashley Fertic . . . . .Kentucky  
Kristen Hobbs . . . . .LSU  
Stacy McCommon . . . . .Ole Miss  
Melanie Henkes . . . . .South Carolina  
Sarah Vaughn . . . . .Tennessee

### 2007

Brittany Rogers . . . . .Alabama  
Whitney Cloer . . . . .Arkansas  
Jorja Bell . . . . .Auburn  
Mary Ratliff . . . . .Florida  
Kellie Middleton . . . . .Georgia  
Ashley Fertic . . . . .Kentucky  
Kristen Hobbs . . . . .LSU  
Lauren Rowe . . . . .Ole Miss  
Hayle Guess . . . . .Mississippi State  
Katie Pouliot . . . . .South Carolina  
Megan Rhodes . . . . .Tennessee

### 2008

Jordan Praytor . . . . .Alabama  
Dayna Huckabee . . . . .Arkansas  
Jorja Bell . . . . .Auburn  
Mary Ratliff . . . . .Florida  
Melissa Wood . . . . .Georgia  
Ashley Dimkich . . . . .Kentucky  
Shannon Stein . . . . .LSU  
Courtne Ghinaudo . . . . .Ole Miss  
Hayle Guess . . . . .Mississippi State  
Ashton Payne . . . . .South Carolina  
Lillian Hammond . . . . .Tennessee

### 2009

Catherine Dozier . . . . .Alabama  
Whitney Cloer . . . . .Arkansas  
Anna Thompson . . . . .Auburn  
Francesca Enea . . . . .Florida  
Sarah McCloud . . . . .Georgia  
Samantha DeMartine . . . . .Kentucky  
Ashley Applegate . . . . .LSU  
Courtne Chinaudo . . . . .Ole Miss  
Sammie Jo Bailey . . . . .Mississippi State  
Lindsay Walker . . . . .South Carolina  
Erinn Webb . . . . .Tennessee

### 2010

Catherine Dozer . . . . .Alabama  
Amanda Caldwell . . . . .Arkansas  
Morgan Murphy . . . . .Auburn  
Francesca Enea . . . . .Florida  
Jennie Auger . . . . .Georgia  
Natalie Smith . . . . .Kentucky  
Ashley Applegate . . . . .LSU  
Courtne Chinaudo . . . . .Ole Miss  
Jessie Bailey . . . . .Mississippi State  
Kaitlin Westfall . . . . .South Carolina  
Tiffany Huff . . . . .Tennessee

### 2011

Courtney Conley . . . . .Alabama  
Amanda Caldwell . . . . .Arkansas  
Morgan Murphy . . . . .Auburn  
Megan Bush . . . . .Florida  
Alisa Goler . . . . .Georgia  
Meagan Aull . . . . .Kentucky  
Ashley Applegate . . . . .LSU  
Amanda Hutcheson . . . . .Ole Miss  
Courtney Nesbit . . . . .Mississippi State  
Sam Arbaugh . . . . .South Carolina  
Ivy Renfroe . . . . .Tennessee

### 2012

Cassie Reilly-Boccia . . . . .Alabama  
Tori Mort . . . . .Arkansas  
Morgan Murphy . . . . .Auburn  
Kelsey Horton . . . . .Florida  
Kristyn Sandberg . . . . .Georgia  
Ashleigh Gustafson . . . . .Kentucky  
Brittany Mack . . . . .LSU  
Amanda Hutcheson . . . . .Ole Miss  
Misty Flesher . . . . .Mississippi State  
Hannah Milks . . . . .South Carolina  
Melissa Brown . . . . .Tennessee

### 2013

Ryan lamurri . . . . .Alabama  
Hope McLemore . . . . .Arkansas  
Baylee Stephens . . . . .Auburn  
Kelsey Horton . . . . .Florida  
Maya Branch . . . . .Georgia  
Kara Dill . . . . .Kentucky  
Allison Falcon . . . . .LSU  
Brittany Broome . . . . .Ole Miss  
Jessica Cooley . . . . .Mississippi State  
Chelsea Thomas . . . . .Missouri  
Julie Sarratt . . . . .South Carolina  
Melissa Brown . . . . .Tennessee  
Allison Garrett . . . . .Texas A&M

### 2014

Jadyn Spencer . . . . .Alabama  
Megan Pearson . . . . .Arkansas  
Hilary Mavromat . . . . .Auburn  
Stephanie Tofft . . . . .Florida  
Niaja Griffin . . . . .Georgia  
Ginny Carroll . . . . .Kentucky  
Simone Heyward . . . . .LSU  
Natalie Nimmo . . . . .Ole Miss  
Jessica Offutt . . . . .Mississippi State  
Mackenzie Sykes . . . . .Missouri  
Chelsea Hawkins . . . . .South Carolina  
Melissa Davin . . . . .Tennessee  
Allison Garrett . . . . .Texas A&M

### 2015

Sydney Littlejohn . . . . .Alabama  
Megan Pearson . . . . .Arkansas  
Jordan Rocker . . . . .Auburn  
Aubree Munro . . . . .Florida  
Paige Wilson . . . . .Georgia  
Griffin Joiner . . . . .Kentucky  
Sandra Simmons . . . . .LSU  
Lauren Lindsey . . . . .Ole Miss  
Alyssa Cousins . . . . .Missouri  
Macey Webb . . . . .South Carolina  
Erin Gabriel . . . . .Tennessee  
Rachel Fox . . . . .Texas A&M

# 2016 SCHEDULE

<i>Wilson/DelManni Classic (Auburn, Ala.)</i>	
Georgia at Auburn	2:30 p.m. CT
<i>Aquafina Invitational (Gainesville, Fla.)</i>	
Illinois State at Florida	11:15 a.m. ET
Florida A&M at Florida	1:30 p.m. ET
<i>Georgia Softball Classic (Athens, Ga.)</i>	
Minnesota at Georgia	2:30 p.m. ET
<i>Winthrop Invitational (Rock Hill, S.C.)</i>	
Kentucky at Winthrop	10 a.m. ET
<i>LSU Invitational (Baton Rouge, La.)</i>	
Tennessee Tech at LSU	12 p.m. CT
<i>Red &amp; Blue Classic (Oxford, Miss.)</i>	
Belmont at Ole Miss	12:30 p.m. CT
<i>Bulldog Slamboree (Starkville, Miss.)</i>	
Western Kentucky at Mississippi State	2 p.m. CT
<i>Gamecock Invitational (Columbia, S.C.)</i>	
TBD at South Carolina	12:30/3 p.m. ET
<i>Tennessee Invitational (Knoxville, Tenn.)</i>	
TBD at Tennessee	1:30 p.m. ET
<i>San Diego Classic (San Diego, Calif.)</i>	
Texas A&M vs. Pittsburgh	11 a.m. CT
Texas A&M vs. Utah Valley	1:30 p.m. CT

<b>8 (Tuesday)</b>	
Samford at Alabama (Tuscaloosa, Ala.)	7:30 p.m. CT
Boston College at Georgia (Athens, Ga.)	6 p.m. ET
Tennessee at LSU (2) (Baton Rouge, La.)	5 p.m. CT
Longwood at Auburn (Auburn, Ala.)	6 p.m. CT
Penn State at Mississippi State (Starkville, Miss.)	6 p.m. CT
SU-Edwardsville at South Carolina (Columbia, S.C.)	6 p.m. ET
Tennessee vs. Belmont (Columbia, Tenn.)	7 p.m. ET

<b>9 (Wednesday)</b>	
Missouri State at Arkansas (Fayetteville, Ark.)	5 p.m. CT
Tennessee State at Auburn (2) (Auburn, Ala.)	4 p.m. CT
South Dakota at Florida (2) (Gainesville, Fla.)	4 p.m. ET
Indiana at Kentucky (Lexington, Ky.)	6 p.m. ET
Youngstown State at Ole Miss (Oxford, Miss.)	6 p.m. CT
Texas A&M at Sam Houston State (Huntsville, Texas)	6:30 p.m. CT

<b>10 (Thursday)</b>	
Georgia at Charleston Southern (Charleston, S.C.)	2:30 p.m. ET

<b>11 (Friday)</b>	
Alabama at LSU* (Baton Rouge, La.)	6 p.m. CT
Arkansas at Tennessee* (Knoxville, Tenn.)	6 p.m. ET
<i>Holy City Showdown (Charleston, S.C.)</i>	
Georgia vs. Chattanooga	3:30 p.m. ET
Georgia at College of Charleston	5:30 p.m. ET
Kentucky at South Carolina* (Columbia, S.C.)	6 p.m. ET
Missouri at Ole Miss* (Oxford, Miss.)	6 p.m. CT
<i>Long Beach State Tournament (Long Beach, Calif.)</i>	
Mississippi State vs. UC Santa Barbara	1:30 p.m. CT
Mississippi State vs. UCLA	6:30 p.m. CT
Texas Tech at Texas A&M (College Station, Texas)	6:30 p.m. CT

<b>12 (Saturday)</b>	
Alabama at LSU* (Baton Rouge, La.)	5 p.m. CT
Arkansas at Tennessee* (Knoxville, Tenn.)	3:30 p.m. ET
Florida at Auburn* (Auburn, Ala.)	7:30 p.m. CT
<i>Holy City Showdown (Charleston, S.C.)</i>	
Georgia vs. Charleston Southern	2:30 p.m. ET
Georgia vs. Michigan State	7 p.m. ET
Kentucky at South Carolina* (Columbia, S.C.)	1 p.m. ET
Missouri at Ole Miss* (Oxford, Miss.)	6 p.m. CT
<i>Long Beach State Tournament (Long Beach, Calif.)</i>	
Mississippi State vs. Cal State Fullerton	11 a.m. CT
Mississippi State at Long Beach State	4 p.m. CT
Texas Tech at Texas A&M (College Station, Texas)	3 p.m. CT

<b>13 (Sunday)</b>	
Alabama at LSU* (Baton Rouge, La.)	2 p.m. CT
Arkansas at Tennessee* (Knoxville, Tenn.)	1:30 p.m. ET
Florida at Auburn* (Auburn, Ala.)	4:30 p.m. CT
<i>Holy City Showdown (Charleston, S.C.)</i>	
Georgia vs. Columbia	11 a.m. ET
Kentucky at South Carolina* (Columbia, S.C.)	1 p.m. ET
Missouri at Ole Miss* (Oxford, Miss.)	1 p.m. CT
<i>Long Beach State Tournament (Long Beach, Calif.)</i>	
Mississippi State vs. Cal State Fullerton	1:30 p.m. CT
Texas Tech at Texas A&M (College Station, Texas)	12:30 p.m. CT

<b>14 (Monday)</b>	
Florida at Auburn* (Auburn, Ala.)	6 p.m. CT

<b>15 (Tuesday)</b>	
LSU at Louisiana Tech (Ruston, La.)	5 p.m. CT
Central Arkansas at Ole Miss (Oxford, Miss.)	3 p.m. CT
Georgia Southern at Texas A&M (2) (College Station, Texas)	4 p.m. CT

<b>16 (Wednesday)</b>	
Tulsa at Arkansas (Fayetteville, Ala.)	5 p.m. CT
Auburn at Samford (Birmingham, Ala.)	5 p.m. CT
Winthrop at Florida (Gainesville, Fla.)	6 p.m. ET
Kennesaw State at Georgia (Athens, Ga.)	6 p.m. ET
Kentucky at Marshall (Huntington, W. Va.)	4 p.m. ET
La-Monroe at Ole Miss (Oxford, Miss.)	6 p.m. CT
Western Illinois at Missouri (Columbia, Mo.)	4 p.m. CT
Buffalo at South Carolina (2) (Columbia, S.C.)	4 p.m. ET
Tennessee at North Florida (Jacksonville, Fla.)	6 p.m. ET

<b>17 (Thursday)</b>	
<i>Easton Tournament (Fullerton, Calif.)</i>	
Alabama at Cal State Fullerton	7:30 p.m. CT

<b>18 (Friday)</b>	
<i>Easton Tournament (Fullerton, Calif.)</i>	

Alabama vs. Grand Canyon	1 p.m. CT
Alabama vs. New Mexico	3:30 p.m. CT
Arkansas vs. New Mexico	1 p.m. CT
Arkansas vs. UNLV	6 p.m. CT
Auburn at Mississippi State* (Starkville, Miss.)	6 p.m. CT
Tennessee at Florida* (Gainesville, Fla.)	7 p.m. ET
Ole Miss at Kentucky* (Lexington, Ky.)	6 p.m. ET
LSU at Texas A&M* (College Station, Texas)	6:30 p.m. CT

<b>19 (Saturday)</b>	
<i>Easton Tournament (Fullerton, Calif.)</i>	
Alabama vs. DePaul	12:30 p.m. CT
Alabama vs. Oklahoma	6 p.m. CT
Arkansas vs. Nebraska	6 p.m. CT
Arkansas at Cal State Fullerton	8:30 p.m. CT
Auburn at Mississippi State* (Starkville, Miss.)	2 p.m. CT
Tennessee at Florida* (Gainesville, Fla.)	12 p.m. ET
Georgia at South Carolina* (Columbia, S.C.)	3 p.m. ET
Ole Miss at Kentucky* (Lexington, Ky.)	3 p.m. ET
LSU at Texas A&M* (College Station, Texas)	3 p.m. CT
Missouri at New Mexico State (2) (Las Cruces, N.M.)	5 p.m. CT

<b>20 (Sunday)</b>	
<i>Easton Tournament (Fullerton, Calif.)</i>	
Arkansas vs. Grand Canyon	12 p.m. CT
Auburn at Mississippi State* (Starkville, Miss.)	2 p.m. CT
Tennessee at Florida* (Gainesville, Fla.)	4 p.m. ET
Georgia at South Carolina* (Columbia, S.C.)	7 p.m. ET
Ole Miss at Kentucky* (Lexington, Ky.)	1 p.m. ET
LSU at Texas A&M* (College Station, Texas)	12:30 p.m. CT
Missouri at New Mexico State (Las Cruces, N.M.)	2 p.m. CT

<b>21 (Monday)</b>	
Georgia at South Carolina* (Columbia, S.C.)	7 p.m. ET
Missouri at UTEP (2) (El Paso, Texas)	1 p.m. CT

<b>22 (Tuesday)</b>	
Alcorn State at Alabama* (Tuscaloosa, Ala.)	6 p.m. CT
Northern Kentucky at Kentucky (2) (Lexington, Ky.)	3 p.m. ET
Nicholls State at LSU (Baton Rouge, La.)	6 p.m. CT
Ole Miss at Memphis (Memphis, Tenn.)	6 p.m. CT
Southeastern Louisiana at Mississippi State (Starkville, Miss.)	5:30 p.m. CT
Charleston Southern at South Carolina (Columbia, S.C.)	6 p.m. ET
Jacksonville at Tennessee (Knoxville, Tenn.)	5 p.m. ET

<b>23 (Wednesday)</b>	
Auburn at Georgia State (Atlanta, Ga.)	4 p.m. CT
Georgia Southern at Georgia (Athens, Ga.)	6 p.m. ET
Murray State at Kentucky (Lexington, Ky.)	5 p.m. ET
Central Arkansas at Mississippi State (Starkville, Miss.)	6 p.m. CT
Missouri at Northern Iowa (Cedar Falls, Iowa)	4 p.m. CT

<b>25 (Friday)</b>	
Kentucky at Arkansas* (Fayetteville, Ark.)	6 p.m. CT
South Carolina at Auburn* (Auburn, Ala.)	6 p.m. CT
Florida at LSU* (2) (Baton Rouge, La.)	4 p.m. CT
Texas A&M at Georgia* (Athens, Ga.)	6 p.m. ET
Ole Miss at Oklahoma State (2) (Stillwater, Okla.)	4:30 p.m. CT
Mississippi State at Tennessee* (Knoxville, Tenn.)	6 p.m. ET

<b>26 (Saturday)</b>	
Missouri at Alabama* (Tuscaloosa, Ala.)	2 p.m. CT
Kentucky at Arkansas* (Fayetteville, Ark.)	12 p.m. CT
South Carolina at Auburn* (Auburn, Ala.)	6 p.m. CT
Florida at LSU* (Baton Rouge, La.)	11 a.m. CT
Texas A&M at Georgia* (Athens, Ga.)	2 p.m. ET
Mississippi State at Tennessee* (Knoxville, Tenn.)	2 p.m. ET

<b>27 (Sunday)</b>	
Missouri at Alabama* (Tuscaloosa, Ala.)	6 p.m. CT
Kentucky at Arkansas* (Fayetteville, Ark.)	1 p.m. CT
South Carolina at Auburn* (Auburn, Ala.)	1 p.m. CT
Texas A&M at Georgia* (Athens, Ga.)	2 p.m. ET
Mississippi State at Tennessee* (Knoxville, Tenn.)	2 p.m. ET

<b>28 (Monday)</b>	
Missouri at Alabama* (Tuscaloosa, Ala.)	6 p.m. CT

<b>29 (Tuesday)</b>	
Georgia Tech at Georgia (Athens, Ga.)	6 p.m. ET
Samford at Ole Miss (Oxford, Miss.)	6 p.m. CT

<b>30 (Wednesday)</b>	
UAB at Mississippi State (Starkville, Miss.)	6 p.m. CT
Missouri at Saint Louis (Saint Louis, Mo.) (2)	3 p.m. CT

## APRIL

<b>1 (Friday)</b>	
Alabama at Florida* (Gainesville, Fla.)	6 p.m. ET
Arkansas at Texas A&M* (College Station, Texas)	6:30 p.m. ET
Auburn at Kentucky* (Lexington, Ky.)	6 p.m. ET
LSU at Georgia* (Athens, Ga.)	6 p.m. ET
Tennessee at Missouri* (Columbia, Mo.)	6:30 p.m. CT

<b>2 (Saturday)</b>	
Alabama at Florida* (Gainesville, Fla.)	12 p.m. ET
Arkansas at Texas A&M* (College Station, Texas)	5 p.m. CT
Auburn at Kentucky* (Lexington, Ky.)	3 p.m. ET
LSU at Georgia* (Athens, Ga.)	2 p.m. ET
Ole Miss at Mississippi State* (Starkville, Miss.)	6 p.m. CT
Tennessee at Missouri* (Columbia, Mo.)	2 p.m. CT
Troy at South Carolina (Columbia, S.C.)	3 p.m. ET

<b>3 (Sunday)</b>	
Alabama at Florida* (Gainesville, Fla.)	1 p.m. ET
Arkansas at Texas A&M* (College Station, Texas)	3:30 p.m. CT
Auburn at Kentucky* (Lexington, Ky.)	1 p.m. ET
LSU at Georgia* (Athens, Ga.)	2 p.m. ET
Ole Miss at Mississippi State* (Starkville, Miss.)	6 p.m. CT
Tennessee at Missouri* (Columbia, Mo.)	12 p.m. CT
Troy at South Carolina (Columbia, S.C.)	1 p.m. ET

<b>4 (Monday)</b>	
Ole Miss at Mississippi State* (Starkville, Miss.)	6 p.m. CT

<b>5 (Tuesday)</b>	
Mississippi Valley State at Alabama (Tuscaloosa, Ala.)	6 p.m. CT
UNC Wilmington at South Carolina (Columbia, S.C.)	6 p.m. ET
Kennesaw State at Tennessee (Knoxville, Tenn.)	6 p.m. ET

<b>6 (Wednesday)</b>	
Arkansas at Southeast Missouri (2) (Cape Girardeau, Mo.)	2:30 p.m. CT
Troy at Auburn (Auburn, Ala.)	6 p.m. CT
Florida at UCF (Orlando, Fla.)	6 p.m. ET
North Carolina at Georgia (Athens, Ga.)	7 p.m. ET
Louisville at Kentucky (Lexington, Ky.)	5:30 p.m. ET
Southern Miss at LSU (Baton Rouge, La.)	6 p.m. ET
South Alabama at Arkansas* (Fayetteville, Ark.)	6 p.m. CT
Stephen F. Austin at Texas A&M (College Station, Texas)	6:30 p.m. CT

<b>8 (Friday)</b>	
Mississippi State at Alabama* (Tuscaloosa, Ala.)	6:30 p.m. CT
South Carolina at Arkansas* (Fayetteville, Ark.)	6 p.m. CT
Longwood at Auburn (Auburn, Ala.)	6 p.m. CT
Florida at Ole Miss* (Oxford, Miss.)	6 p.m. CT
Georgia at Missouri* (Columbia, Mo.)	6:30 p.m. CT
Texas A&M at Tennessee* (Knoxville, Tenn.)	6 p.m. ET

<b>9 (Saturday)</b>	
Mississippi State at Alabama* (Tuscaloosa, Ala.)	2 p.m. CT
South Carolina at Arkansas* (Fayetteville, Ark.)	1 p.m. CT
Longwood at Auburn (Auburn, Ala.)	6 p.m. CT
Florida at Ole Miss* (Oxford, Miss.)	6 p.m. CT
Georgia at Missouri* (Columbia, Mo.)	6:30 p.m. CT
Kentucky at LSU* (Baton Rouge, La.)	5 p.m. CT
Texas A&M at Tennessee* (Knoxville, Tenn.)	12 p.m. ET

<b>10 (Sunday)</b>	
Mississippi State at Alabama* (Tuscaloosa, Ala.)	1:30 p.m. CT
South Carolina at Arkansas* (Fayetteville, Ark.)	1 p.m. CT
Longwood at Auburn (Auburn, Ala.)	1 p.m. CT
Florida at Ole Miss* (Oxford, Miss.)	1 p.m. CT
Georgia at Missouri* (Columbia, Mo.)	12 p.m. CT
Kentucky at LSU* (Baton Rouge, La.)	6 p.m. CT
Texas A&M at Tennessee* (Knoxville, Tenn.)	1:30 p.m. ET

<b>11 (Monday)</b>	
Kentucky at LSU* (Baton Rouge, La.)	6 p.m. CT

<b>12 (Tuesday)</b>	
Alabama at Southern Miss (Hattiesburg, Miss.)	6 p.m. CT
Arkansas at Tulsa (Tulsa, Okla.)	5 p.m. CT
LSU at Southeastern Louisiana (Hammond, La.)	6 p.m. CT
South Carolina at USC Upstate (Spartanburg, S.C.)	6 p.m. CT

<b>13 (Wednesday)</b>	
Florida State at Florida (Gainesville, Fla.)	7 p.m. ET
Georgia at Georgia Tech (Atlanta, Ga.)	6 p.m. ET
Eastern Kentucky at Kentucky (Lexington, Ky.)	6 p.m. ET
UT Martin at Ole Miss (Oxford, Miss.)	5 p.m. CT
Mississippi State at Louisiana Tech* (Ruston, La.)	5:30 p.m. CT
Wichita State at Missouri (2) (Columbia, Mo.)	4 p.m. CT

<b>15 (Friday)</b>	
Alabama at Texas A&M* (College Station, Texas)	6:30 p.m. CT
Auburn at Arkansas* (Fayetteville, Ark.)	6 p.m. CT
Missouri at Kentucky* (Lexington, Ky.)	6 p.m. ET
LSU at Mississippi State* (Starkville, Miss.)	5:30 p.m. CT
Ole Miss at South Carolina* (Columbia, S.C.)	6 p.m. ET

<b>16 (Saturday)</b>	
Alabama at Texas A&M* (College Station, Texas)	3 p.m. CT
Auburn at Arkansas* (Fayetteville, Ark.)	1 p.m. CT
La-Lafayette at Florida (2) (Gainesville, Fla.)	1 p.m. ET
Tennessee at Georgia* (Athens, Ga.)	1 p.m. ET
Missouri at Kentucky* (Lexington, Ky.)	3 p.m. ET
LSU at Mississippi State* (Starkville, Miss.)	7 p.m. CT
Ole Miss at South Carolina* (Columbia, S.C.)	3 p.m. ET

<b>17 (Sunday)</b>	
Alabama at Texas A&M* (College Station, Texas)	1 p.m. CT
Auburn at Arkansas* (Fayetteville, Ark.)	1 p.m. CT
La-Lafayette at Florida (Gainesville, Fla.)	1 p.m. ET
Tennessee at Georgia* (Athens, Ga.)	7 p.m. ET
Missouri at Kentucky* (Lexington, Ky.)	1 p.m. ET
LSU at Mississippi State* (Starkville, Miss.)	3:30 p.m. CT
Ole Miss at South Carolina* (Columbia, S.C.)	2 p.m. ET

<b>18 (Monday)</b>	
Tennessee at Georgia* (Athens, Ga.)	7 p.m. ET

<b>19 (Tuesday)</b>	
Memphis at Ole Miss (Oxford, Miss.)	6 p.m. CT
Southern Miss at Mississippi State (Starkville, Miss.)	6 p.m. CT
Missouri at Iowa (2) (Iowa City, Iowa)	3 p.m. CT
LSU at South Carolina (Columbia, S.C.)	6 p.m. ET
Furman at Tennessee (Knoxville, Tenn.)	6 p.m. ET

<b>20 (Wednesday)</b>	
South Alabama at Alabama (Tuscaloosa, Ala.)	6 p.m. CT

Oklahoma at Arkansas (Fayetteville, Ark.)	6 p.m. CT
Florida State at Auburn (2) (Auburn, Ala.)	4 p.m. CT
USF at Florida (Gainesville, Fla.)	6 p.m. ET
Georgia State at Georgia (Athens, Ga.)	6 p.m. ET
Kentucky at Western Kentucky (Bowling Green, Ky.)	6 p.m. ET
Northwestern State at LSU (Baton Rouge, La.)	6 p.m. CT

<b>22 (Friday)</b>	
Kentucky at Alabama* (Tuscaloosa, Ala.)	6:30 p.m. CT
Arkansas at Ole Miss* (Oxford, Miss.)	6 p.m. CT
Georgia at Auburn* (Auburn, Ala.)	6 p.m. CT
Mississippi State at Florida* (Gainesville, Fla.)	6 p.m. ET
South Carolina at LSU* (Baton Rouge, La.)	6 p.m. CT

<b>23 (Saturday)</b>	
Kentucky at Alabama* (Tuscaloosa, Ala.)	5 p.m. CT
Arkansas at Ole Miss* (Oxford, Miss.)	7 p.m. CT
Georgia at Auburn* (Auburn, Ala.)	1 p.m. CT
Mississippi State at Florida* (Gainesville, Fla.)	1 p.m. ET
South Carolina at LSU* (Baton Rouge, La.)	6 p.m. CT
Texas A&M at Missouri* (Columbia, Mo.)	6:30 p.m. CT
La-Monroe at Tennessee (Knoxville, Tenn.)	1:30 p.m. ET
Oklahoma at Tennessee (Knoxville, Tenn.)	4:30 p.m. ET

<b>24 (Sunday)</b>	
Kentucky at Alabama* (Tuscaloosa, Ala.)	1:30 p.m. CT
Arkansas at Ole Miss* (Oxford, Miss.)	1 p.m. CT
Georgia at Auburn* (Auburn, Ala.)	4 p.m. CT
Mississippi State at Florida* (Gainesville, Fla.)	5 p.m. ET
South Carolina at LSU* (Baton Rouge, La.)	1 p.m. CT
Texas A&M at Missouri* (Columbia, Mo.)	6 p.m. CT
Lipscomb at Tennessee (Knoxville, Tenn.)	2:30 p.m. ET

<b>25 (Monday)</b>	
--------------------	--



**IT'S MORE THAN  
A STADIUM.**



**IT'S A STAGE.**



The SEC Network is your front row seat to the most storied conference in all of college athletics—with over 275 live softball games across SEC Network and SEC Network + along with 24/7 coverage of all SEC sports.



**TAKE IT ALL IN**



[SECNETWORK.COM](http://SECNETWORK.COM)